



Dhampur Sugar Mills Limited

241, Okhla Industrial Estate, Phase- III

New Delhi – 110 020, India

Tel: +91-11-3065 9400, 4161 2456

Tele Fax +91-11-2693 5697

E - Mail : corporatoffice@dhampur.com

Website: www.dhampur.com

11.11.2021

To,

Asst. Vice President
National Stock Exchange of India Ltd.
Exchange plaza, Bandra Kurla Complex
Bandra (E)
Mumbai - 400 051

Asst. General Manager
Dept of Corp. Services,
BSE Limited
P.J. Towers, Dalal Street, Fort,
Mumbai: 400001.

Dear Sir,

Sub: Investor Presentation

Please find attached herewith Investor Presentation for the quarter and half year ended 30th September, 2021.

Kindly take the information on record.

Thanking you,
Yours faithfully,
For Dhampur Sugar Mills Limited

Aparna Goel
Company Secretary
M.No: 22787


CIN: L15249UP1933PLC000511

Regd. Offc: Dhampur, Distt. Bijnor, Pin Code : 246761 (U.P.)

Branch Office : 1/125, Vijay Khand, Gomti Nagar, Lucknow -226010 (U.P.), Tel : +91-522-239243

Sugar Units:1. Dhampur,2. Mansurpur,3. Asmoli, 4. Rajpura,5. Meerganj

Distillery: Asmoli & Dhampur



DHAMPUR SUGAR MILLS LIMITED

RESULTS PRESENTATION

Q2 FY 2021-22

Disclaimer

This presentation is strictly confidential and may not be copied, published, distributed or transmitted. The information in this presentation is being provided by Dhampur Sugar Mills Limited (also referred to as the 'Company'). By attending the meeting where this presentation is being made or by reading the presentation materials, you agree to be bound by following limitations:

The information in this presentation has been prepared for use in presentations by the Company for information purposes only and does not constitute, or should be regarded as, or form part of any offer, invitation, inducement or advertisement to sell or issue, or any solicitation or initiation of any offer to purchase or subscribe for, any securities of the Company in any jurisdiction, including the United States and India, nor shall it, or the fact of its distribution form the basis of, or be relied on in connection with, any investment decision or any contract or commitment to purchase or subscribe for any securities of the Company in any jurisdiction, including the United States and India. This presentation does not constitute a recommendation by the Company or any other party to sell or buy any securities of the Company.

This presentation and its contents are not and should not be construed as a prospectus or an offer document, including as defined under the Companies Act, 2013, to the extent notified and in force) or an offer document under the Securities and Exchange Board of India (Issue of Capital and Disclosure Requirements) Regulations, 2009 as amended.

This presentation and its contents are strictly confidential to the recipient and should not be further distributed, re-transmitted, published or reproduced, in whole or in part, or disclosed by recipients directly or indirectly to any other person or press, for any purposes. In particular, this presentation is not for publication or distribution or release in any country where such distribution may lead to a breach of any law or regulatory requirement. No person is authorized to give any information or to make any representation not contained in or inconsistent with this presentation or and if given or made, such information or representation must not be relied upon as having been authorized by us. Receipt of this presentation constitutes an express agreement to be bound by such confidentiality and the other terms set out herein. Any failure to comply with this restriction may constitute a violation of applicable securities laws.

No representation or warranty, express or implied, is made as to, and no reliance should be placed on, the fairness, accuracy, completeness or correctness of the information or opinions contained in this presentation. Neither the Company nor any of its affiliates, advisors or representatives shall have any responsibility or liability whatsoever (for negligence or otherwise) for any loss howsoever arising from any use of this presentation or its contents or otherwise arising in connection with this presentation. The information set out herein may be subject to updating, completion, revision, verification and amendment and such information may change materially. This presentation is based on the economic, regulatory, market and other conditions as in effect on the date hereof. It should be understood that subsequent developments may affect the information contained in this presentation, which neither the Company nor its affiliates, advisors or representatives are under an obligation to update, revise or affirm.

This presentation contains forward-looking statements based on the currently held beliefs and assumptions of the management of the Company, which are expressed in good faith and, in their opinion, reasonable. Forward-looking statements involve known and unknown risks, uncertainties and other factors, which may cause the actual results, financial condition, performance, or achievements of the Company or industry results, to differ materially from the results, financial condition, performance or achievements expressed or implied by such forward-looking statements. Unless otherwise indicated, the information contained herein is preliminary and indicative and is based on management information, current plans and estimates. Industry and market-related information is obtained or derived from industry publications and other sources and has not been independently verified by us. Given these risks, uncertainties and other factors, recipients of this document are cautioned not to place undue reliance on these forward-looking statements. The Company disclaims any obligation to update these forward-looking statements to reflect future events or developments.

THIS PRESENTATION IS NOT AN OFFER FOR SALE OF SECURITIES IN INDIA OR ELSEWHERE.

Overview - Sector

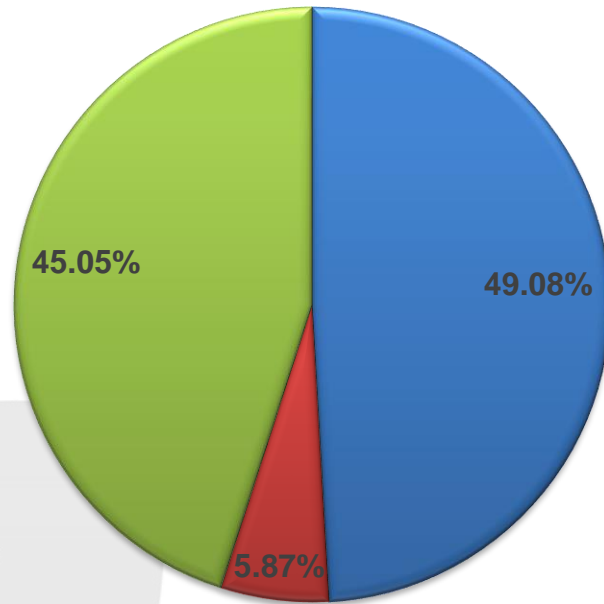
- *India's sugar production estimated for SS 21-22 around 30.5 million tons.*
- *Consumption estimated around 26.5 million tons.*
- *Minimum Selling Price (MSP) - Rs 31/kg*
- *Fair and Remunerative Price (FRP) for sugar season 2021-22 has been increased by ₹5/Qtl to ₹290 per quintal linked to a basic recovery rate of 10%; providing a premium of ₹2.90 per quintal for every 0.1% increase in recovery above that level.*
- *State Advised Price (SAP) for sugar cane for sugar season 2021-22 has been increased by ₹25 to ₹350/Qtl (Early Variety) from last season in U.P.*

Overview – Sector...

- ***Domestic Sugar Prices hovering around ₹36/Kg.***
- ***New Bio Fuel Policy allowing manufacturing of ethanol from B-heavy molasses as well as from direct sugar cane juice.***
- ***Basic price of ethanol, derived out of C heavy molasses, increased by ₹0.97/litre to ₹46.66/litre (ex mill) for supply period from 1st December 2021 to 30th November 2022.***
- ***Basic price of ethanol, derived out of B heavy molasses, increased by ₹1.47/litre to ₹59.08/litre (ex mill) for supply period from 1st December 2021 to 30th November 2022.***
- ***Basic price of ethanol, derived out of sugar cane juice, increased by ₹0.80/litre to ₹63.45/litre (ex mill) for supply period from 1st December 2021 to 30th November 2022.***

Shareholding Pattern

Shareholding Pattern As on September 30, 2021



■ Promoter ■ Institutions ■ Public

Financial Performance...

- ***Long term and short term ratings of the Company stands at A+/RWE and A1+/RWE (Rating Watch Evolving) respectively as assigned by India Ratings and Research.***
- ***Ratings of the Company upgraded to A+ (CWD) under Credit Watch with Developing implications as assigned by CARE.***
- ***The Company repaid long term loans of ₹30.96 crores during Q2 FY22***
- ***Long Term Loans as on September 30, 2021 stood at ₹371.52 crores including Soft loan of ₹156.73 crores, SDF loan of ₹43 crores and availed 38.4 crores loan for distillery expansion at Asmoli unit during the half year ended.***
- ***Working Capital Loans as on September 30, 2021 stood at ₹513.3 crores, against ₹ 888.6 crores as on September 30, 2020.***
- ***Long Term Debt-Equity ratio at 0.26 as on September 30, 2021.***
- ***The Board of Directors of the Company, approved a Scheme of Arrangement for demerger of the business units of Asmoli, Mansurpur and Meerganj into Dhampur Bio Organics Limited, the resulting company, which shall be listed on the stock exchanges, with a mirror shareholding.***

Financial Performance

- *The Revenue from operations of the company stood at ₹818.3 crores in Q2 FY22 as against ₹ 955.8 crores during Q2 FY21.*
- *PBT stood at ₹35.1 crores in Q2 FY22 as against ₹ 37.1 Crores during Q2 FY21.*
- *PAT stood at ₹26.3 crores in Q2 FY22 as against ₹ 28.2 crores during Q2 FY21.*
- *EPS stood at ₹3.95/share for Q2 FY22 as against ₹ 4.23 /share for Q2 FY21.*
- *Q2 FY22 v/s Q2 FY21*

Particulars (₹ crore)	Q2 FY22	Q2 FY21	6M FY22	6M FY21
Revenues	818.3	955.8	1698.5	2054.6
EBIDTA	68.8	74.2	174.8	192.0
Depreciation	15.9	16.1	36.0	35.9
EBIT	52.9	58.1	138.8	156.1
Interest	17.8	21.1	43.8	47.1
PAT	26.3	28.2	69.8	82.9
EPS (₹/Share)	3.95	4.23	10.5	12.5

Segmental Overview

Revenues (₹ crore)	Q2 FY22	Q2FY21	Q-on-Q Change(%)	6M FY22	6M FY21
Sugar	573.5	789.6	-27%	1259.7	1797.5
Power	13.7	4.3	223%	94.0	104.7
Distillery/Chemicals	302.2	213.2	42%	580.2	386.8

PBIT (₹ crore)	Q2 FY22	Q2 FY21	Q-on-Q Change(%)	6M FY22	6M FY21
Sugar	5.7	34.3	-83%	14.2	69.5
Power	(4.6)	(4.8)	-5%	23.6	29.4
Distillery/Chemicals	62.4	39.8	57%	123.2	77.4

Sugar Segment

Financial

Operational

<i>Particulars</i>	Revenues (₹ cr)	Revenue Contribution %	PBIT (₹ cr)	Cane Crushed [#]	Sugar Production [#]	Sugar Sales [#]	Free Sugar Realizations (₹/kg)
Q2 FY22	573.5	64.3	5.7	-	-	1.44	34.56
Q2 FY21	789.6	76.4	34.3	-	-	2.17	33.25
6M FY22	1259.7	64.9	14.2	14.49	1.62	3.14	33.94
6M FY21	1797.5	76.9	69.5	19.34	2.16	4.90	32.76

Lac tons

- **Sugar Sale in Q2 FY22 – 1.44 lac tons.**
- **Sugar Inventory 1.88 lac tons valued at an average rate of ₹29.47/Kg as on September 30, 2021 as against 1.98 lac tons valued at ₹ 29.39/Kg as on September 30, 2020.**

Power Segment

Financial

Particulars	Revenues (₹ cr)	Revenue Contribution %	PBIT (₹ cr)
Q2 FY22	13.74	1.5	(4.6)
Q2 FY21	4.3	0.4	(4.8)
6M FY22	94.03	4.8	23.6
6M FY21	104.7	4.5	29.4

Operational

Power Generation#	Power Export to UPPCL#	Realizations (₹/unit)
1.72	0.00	0.00
1.63	0.00	0.00
17.08	7.24	3.14
18.84	7.28	3.14

Crore units

Distillery/Chemical Segment

Financial				Operational			
Particulars	Revenues (₹ cr)	Revenue Contribution %	PBIT (₹ cr)	Chemicals (Lac KG)		RS/ Ethanol (Lac BL)	
				Production	Sales	Production	Sales
Q2 FY22	302.2	33.9	62.4	61.94	66.62	274.01	309.18
Q2 FY21	213.2	20.6	39.8	57.19	62.18	252.16	293.02
6M FY22	580.2	29.9	123.2	117.47	120.01	376.07	379.21
6M FY21	386.7	16.6	77.4	103.03	115.64	499.71	515.12

- *For Ethanol (B-Heavy and C-Heavy derived), average realizations stood at ₹55.53 per BL in Q2 FY22 as compared to ₹ 50.47 per BL in Q2 FY21.*
- *Sale of ethanol derived out of B-heavy molasses stood at 293.37 Lac BL in Q2 FY22.*
- *Sale of ethanol derived out of C-heavy molasses stood at 15.81 Lac BL in Q2 FY22 against 57.61 Lac BL in Q2 FY 21.*
- *Average realizations for Chemicals stood at ₹98.36/Kg in Q2 FY22 as compared to ₹ 57.58/kg in Q2 FY21*

Key Highlights



Future Business Strategy

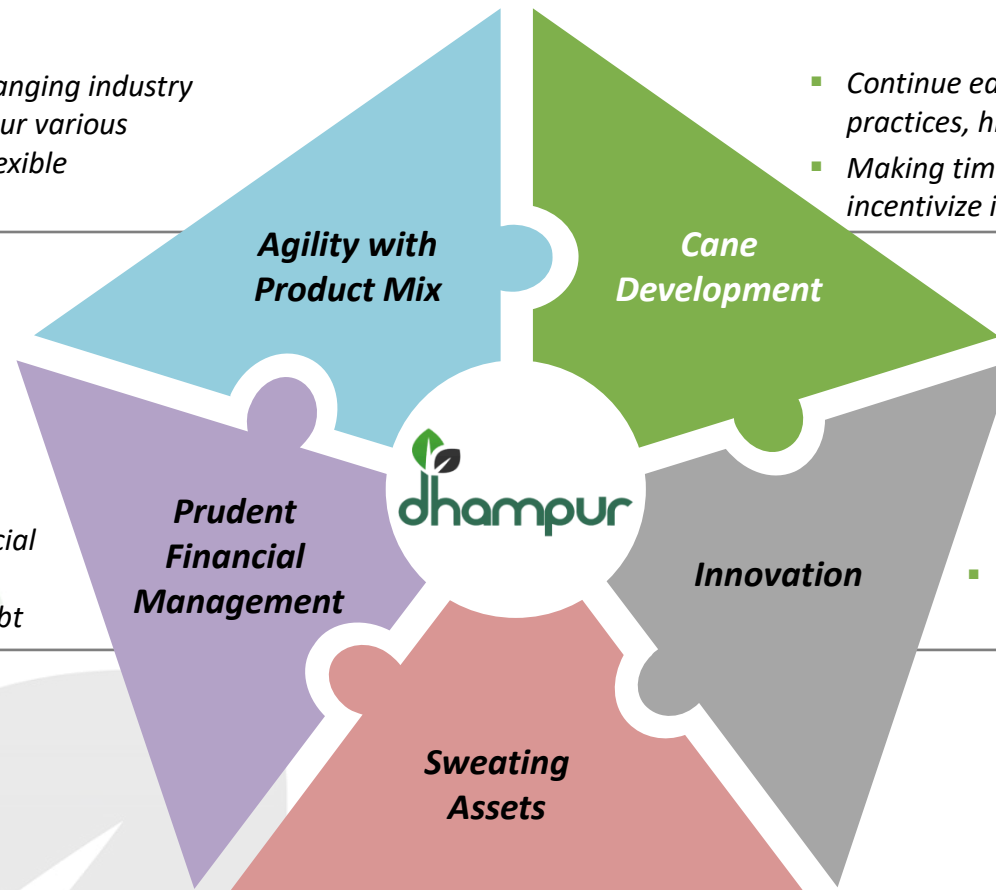
We are currently one of the leading integrated sugar companies in India. We plan to increase our asset utilization while we keep improving on our best practices

- Be agile in our response to changing industry trends of demands/prices of our various products on the back of our flexible manufacturing processes

- Continue educating farmers on best farming practices, high-yield seeds, pesticides etc.
- Making timely payment to farmers to incentivize increase in area under sugarcane

- Reduce leverage through a combination of prudent financial management and prepayment/repayment of debt

- With focus on zero waste, continue product and process innovation



- Mid-term focus not on adding new capacities but on increasing existing capacity's utilization
- Capitalize on any future demand pickup by increasing production

dhampure

DIL MEIN MITHAAS





241 Okhla Industrial Estate Phase III, New Delhi – 110020. Tel: 91 - 11 – 30659400 Fax: 91 - 11 – 41612466
Email: corporateoffice@dhampur.com Website: www.dhampur.com