



CORDS CABLE INDUSTRIES LTD.

REGD. OFFICE : 94, 1st Floor, Shambhu Dayal Bagh Marg,
Near Okhla Industrial Area Phase-III,
Old Ishwar Nagar, New Delhi - 110020
Tel : +91-11-40551200 ; Fax : +91-11-40551281
Website : www.cordscable.com ; Email : ccil@cordscable.com
CIN : L74999DL1991PLC046092

Date: 21.08.2019

Listing Department (Compliance Cell), National Stock Exchange of India Limited Exchange Plaza, Plot no. C/1, G Block, Bandra Kurla Complex, Bandra (E), Mumbai- 400 051 Stock Code: CORDSCABLE	Listing Department (Compliance Cell), Bombay Stock Exchange Ltd. Floor 25, PJ Towers, Dalal Street, Mumbai- 400 001 Stock Code: 532941
--	--

Sub: Investor Presentation under Regulation-30 of SEBI [Listing Obligation and Disclosure Requirements] Regulations, 2015.

Dear Sir/Madam,

This has reference to Regulation-30 of Securities and Exchange Board of India [Listing Obligation and Disclosure Requirements] Regulations, 2015, please find attached the investor presentation for the quarter ended June 30, 2019.

The above mentioned Investor Presentation will also be available on website of the company.

Request you to take the same on records.


Yours faithfully,

FOR CORDS CABLE INDUSTRIES LIMITED


NAVEEN SAWHNEY
MANAGING DIRECTOR

Works :

(UNIT I) : A-525, E-518, 519, 520, Industrial Area Chopanki, Bhiwadi, Distt. Alwar - 301707 (Rajasthan) Tel. No. : +91-7230003177
(UNIT II) : SP-239, 240, 241, Industrial Area Kaharaní, Bhiwadi, Distt. Alwar - 301019 (Rajasthan) Tel. No. : +91-7230003176



CORDS
THE IDEAL CONNECTION




Investor Presentation – August 2019

Safe Harbour


This presentation and the accompanying slides (the “Presentation”), which have been prepared by **Cords Cable Industries Limited** (the “Company”), have been prepared solely for information purposes and do not constitute any offer, recommendation or invitation to purchase or subscribe for any securities, and shall not form the basis or be relied on in connection with any contract or binding commitment what so ever. No offering of securities of the Company will be made except by means of a statutory offering document containing detailed information about the Company.


This Presentation has been prepared by the Company based on information and data which the Company considers reliable, but the Company makes no representation or warranty, express or implied, whatsoever, and no reliance shall be placed on, the truth, accuracy, completeness, fairness and reasonableness of the contents of this Presentation. This Presentation may not be all inclusive and may not contain all of the information that you may consider material. Any liability in respect of the contents of, or any omission from, this Presentation is expressly excluded


Certain matters discussed in this Presentation may contain statements regarding the Company’s market opportunity and business prospects that are individually and collectively forward-looking statements. Such forward-looking statements are not guarantees of future performance and are subject to known and unknown risks, uncertainties and assumptions that are difficult to predict. These risks and uncertainties include, but are not limited to, the performance of the Indian economy and of the economies of various international markets, the performance of the industry in India and world-wide, competition, the company’s ability to successfully implement its strategy, the Company’s future levels of growth and expansion, technological implementation, changes and advancements, changes in revenue, income or cash flows, the Company’s market preferences and its exposure to market risks, as well as other risks. The Company’s actual results, levels of activity, performance or achievements could differ materially and adversely from results expressed in or implied by this Presentation. The Company assumes no obligation to update any forward-looking information contained in this Presentation. Any forward-looking statements and projections made by third parties included in this Presentation are not adopted by the Company and the Company is not responsible for such third party statements and projections.



Strong Overall Performance in Q1FY20



Revenues
₹110 Crores  20% YoY



EBITDA
₹9.8 Crores  14% YoY



EBITDA Margin
9%




PAT
₹1.6 Crores  17% YoY



PAT Margin
2%



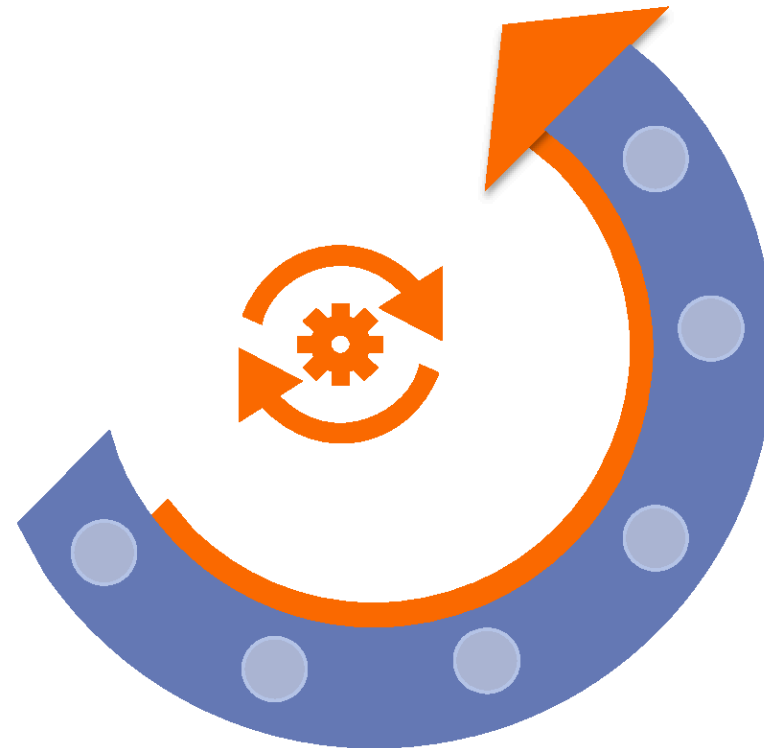
Order Book
~₹151 Crores



A Specialized Control and Instrumentation Cable Company

Long standing customer relationships of over 20 years

The company will benefit from the modernization and upgradation of infrastructure



95% of our orders are based on customer specifications

81% of our cables constitute **Instrumentation & Control Cables** and 19% is **Power Cables**

We have approvals from large public sector as well as private customers

Current Capacity stands at 65,000 Kms. p.a.



... offering Wide Range of Products to Multiple Industries

Instrumentation Cables

Thermocouple Cables

Control Cables

LV Power Cables

SPECIALTY CABLES

Fire Survival Cables
Silicon Rubber Cables
Special Cables for Oil & Gas
Special Cables for Water Desalination
EPR Cables
Fieldbus Cables
Low Temperature Cables
Solar PV Cables
Railway Jelly Filled Quad Cables
Eurobalise Railway Safety Cables
Low Smoke Halogen Free Cables



... with a Diverse Portfolio of Products

Catering to the New Age Demand

Thermocouple Cables

Application:

- ✓ Used to extend thermocouple circuits from the sensor to reference unit

Control & Electrical Wiring Cables

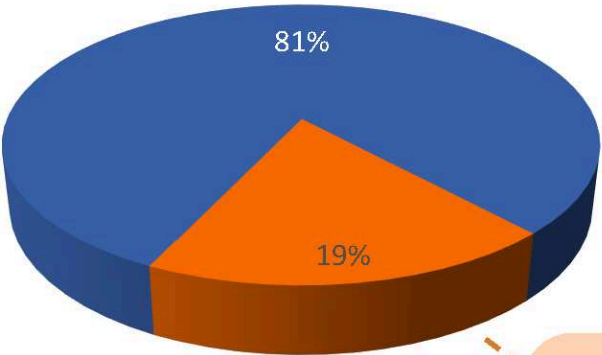
Application:

- ✓ **Control Cables:** Used in interconnection of process control, communication and panel control systems
- ✓ **Electrical Wiring Cables:** Used for electric power, lighting & internal wiring

Instrumentation, Signal and Data Cables

Application:

- ✓ Used in data acquisition systems, computer networking, PA systems, digital control / measuring & communication systems
- ✓ Specially designed to transmit signals without any external interference



Sales Composition


- Instrumentation & Control Cables
- Power Cables

And Traditional Demand


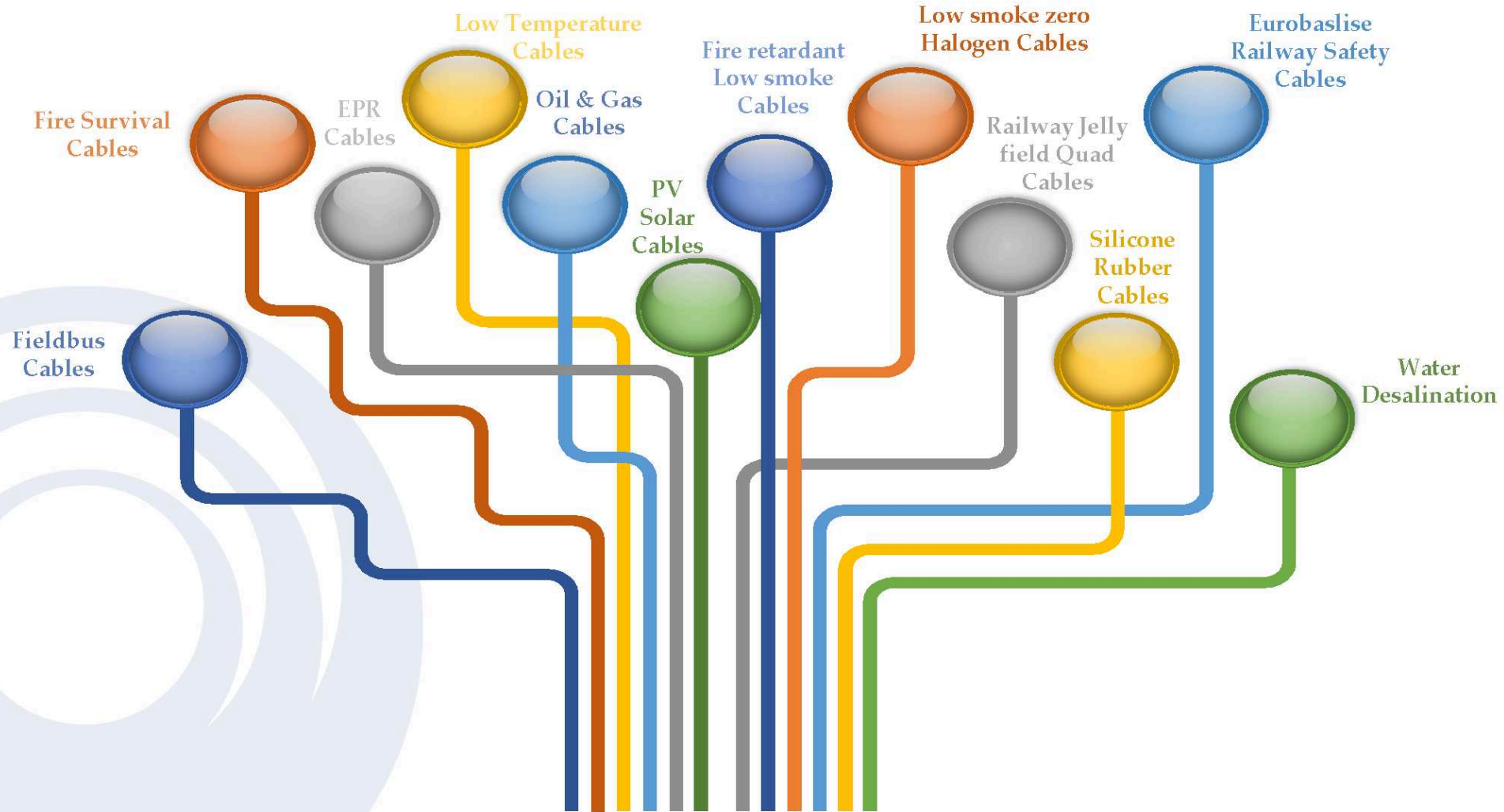
LV Power Cables

Application:

- ✓ Used in connection of power supply to residential, commercial & industrial units



Special cables



... with Focus on Quality

Consistent Quality check at every stage

- ✓ Quality Test Labs
- ✓ Customer Interface
- ✓ Product Design
- ✓ Choice of Vendors
- ✓ Manufacturing Process
- ✓ Human Resource Development
- ✓ Customer service



In-house R&D and Innovations team

R&D team of 5 people


Aim at Innovation & Development of new varieties of cables at regular time intervals

Garnered a name for

- ✓ Customer service
- ✓ Timely deliveries
- ✓ Efficient order execution

95% all Products as per Customer Specifications ensuring

- ✓ High Customer Recall
- ✓ First Choice for Customers
- ✓ Repeat Orders



... Experienced Management Team



Naveen Sawhney
Chairman & MD

A Mechanical Engineer and a PG Diploma in Marketing Management. Has an experience of over 45 years in the Cables Industry. His Vast experience, long-term vision, entrepreneurial abilities & strategic planning have led the Company towards growth and diversification.



Sanjeev Kumar
Whole Time Director

Holds Cost and Management Accountant degree from ICWAI. Has 15 years of experience including 5 years in Cables Industry.



Varun Sawhney
VP (Marketing, IT & HR)

MBA from Leeds Metropolitan University, UK & BE (Computers). Played a vital role in implementation of Designing, Costing & ERP systems of the company


Manoj Gupta
CFO

Holds Chartered Accountant degree from ICAI. Has 20 years experience in Finance control, Audit and Taxation.



Gaurav Sawhney
VP (Banking & Finance)

Bachelors of Science in Business Economics from Syracuse University, New York; Executive Post Graduate Diploma in Management (Finance) & Bachelors Of Commerce (Honors). Has been instrumental in handling the Banking & Finance department of the company.



... with Strong Core Values

Honour Commitments

Consistently maintain High Quality


Strive for long-term relations and partnerships with customers, vendors and business associates

Focus on product-development based on ever-changing needs of our customers

Ensure Dignity of Labour

Advancement in Technology

Enhancement and Development of our Human Resource




... Long Term Customer Relationship

Domestic

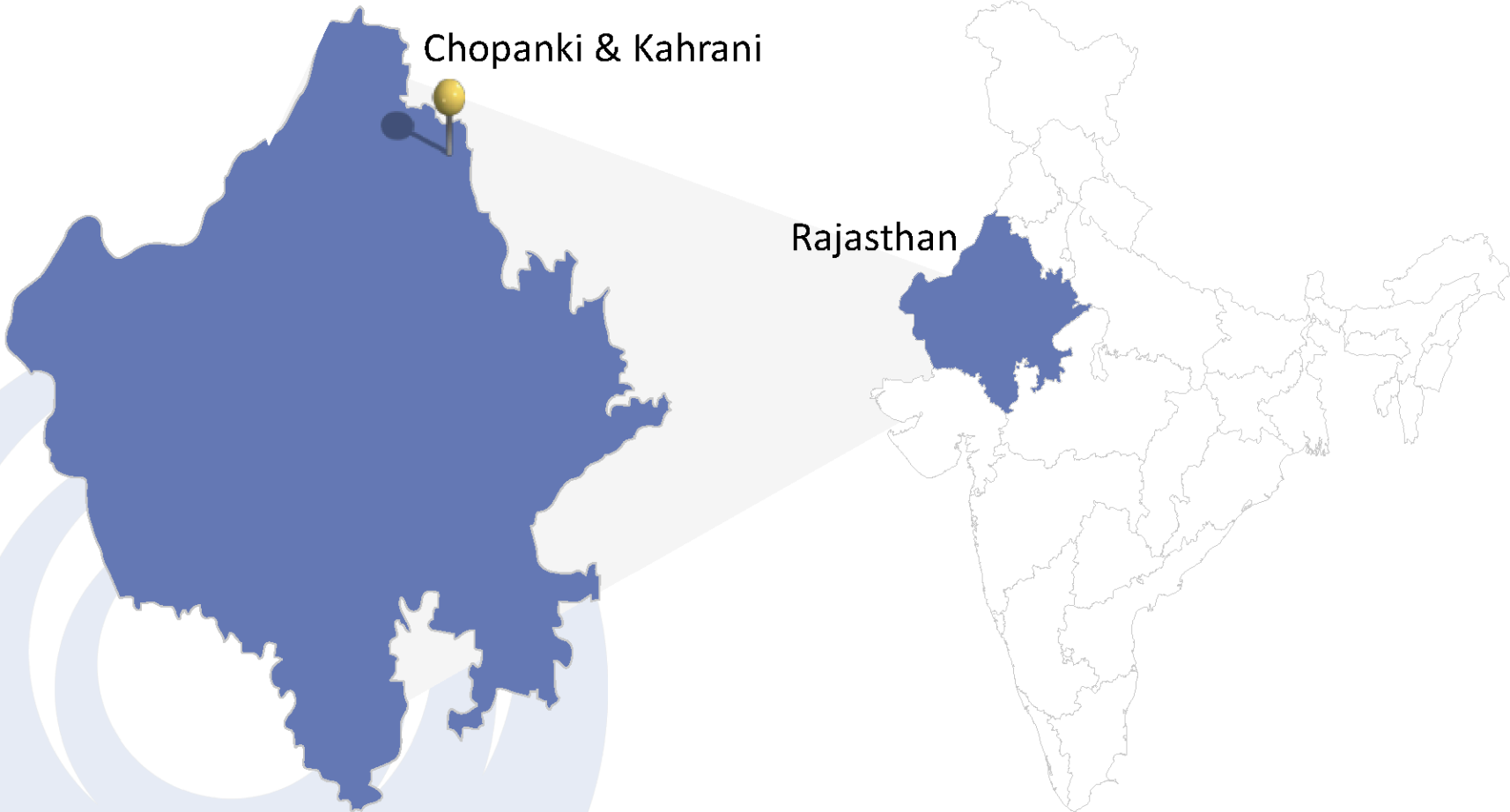
Over 20 years of Relationship



International



... State of the Art Manufacturing Facilities




Chopanki Unit

- ❖ Capacity of 30,000 Kms
- ❖ Manufactures LV Power, Instrumentation, Control & Speciality cables

Kahrani Unit

- ❖ Capacity of 35,000 Kms
- ❖ Manufactures Control, Instrumentation, Fieldbus, PV Solar, EPR Insulated & other Speciality Cables



Disclaimer: Maps not to scale. All data, information, and maps are provided "as is" without warranty or any representation of accuracy, timeliness or completeness.


... Certifications & Client Approvals

- ❖ Manufacture cables conforming to International standards such as: **EN, BS, IEC, VDE**
- ❖ Hold BIS certification for all types of cables conforming to **IS:1554(1)/1988 and IS:694-90**
- ❖ Quality Management System is **ISO 9001:2008 Certified**
- ❖ Environment Management System is **ISO 14001:2004 Certified**
- ❖ Health and Safety System is **BS OHSAS 18001:2007 Certified** from **TUV Rheinland**

Type Tested by

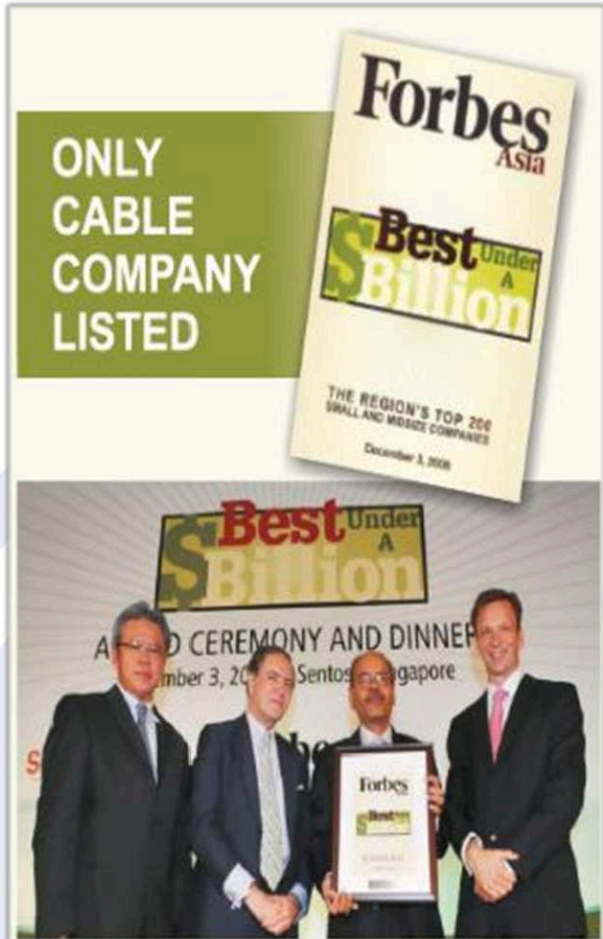


Major Approvals



... Awards & Recognitions

Forbes Best Under a \$ Billion – 2008




International Quality Crown Award – 2011



Ratna Shiromani Award



International Business Times 1000 Fastest Growing Companies – 2012





We are Future Ready

Key beneficiary of Modernisation and Upgradation of India

Backbone to Key Industries driving India's Future...

Renewable Power



Freight Corridor



Oil & Gas



FMCG



Smart Cities



Ferrous & non Ferrous Metals



Transmission & Distribution



Metro Rail



Refineries



Chemicals



Cement



LPG Bottling



Nuclear & Thermal Power



Airport Development



Water Desalination



Fertilisers



Sewage Treatment



Building Automation



... with Multiple Growth Drivers across Sectors

❖ Oil & Gas

- Increase in safety measures, Replacement and new demand for speciality cables such as fire retardant and control cables to pick up as safety standards increase
- 2018-19 Budget set aside Rs. 87,000 crores for Exploration and production + Refining and marketing + Petrochemicals

❖ Hydrocarbons

- Refining companies to invest Rs. 80,000 crore to upgrade refineries to meet Euro VI norms by 2020

❖ Airport Modernization

- Airport Authority of India's (AAI) pipeline consists of Upgradation of multiple airports for capex of Rs 175 bn & Development of 18 greenfield airports for capex of Rs 300bn

❖ Railways

- Railways to make investment of over Rs. 8 lakh core over the period of 2015-2020. Rs 10 lakh crore to be spent on high-speed train corridors
- Huge amount to be spent for Network Decongestion & Expansion + National Projects + Safety + High Speed Rail & Elevated corridor + High Speed Rail & Elevated corridor

❖ Metro Rail Projects


- Proposal to implement metro rail systems in 40 cities. Total Investment outlay of Rs. 5 lakh crore earmarked by Union Government
- Currently 520 km of Metro Rail lines under construction

❖ Smart cities & Infrastructure

- Govt. to develop 100 smart cities with an investment of Rs 480 Bn by 2020
- Over FY18-22 Investments in the Roads sector is expected to be of Rs. 10.4 Tn

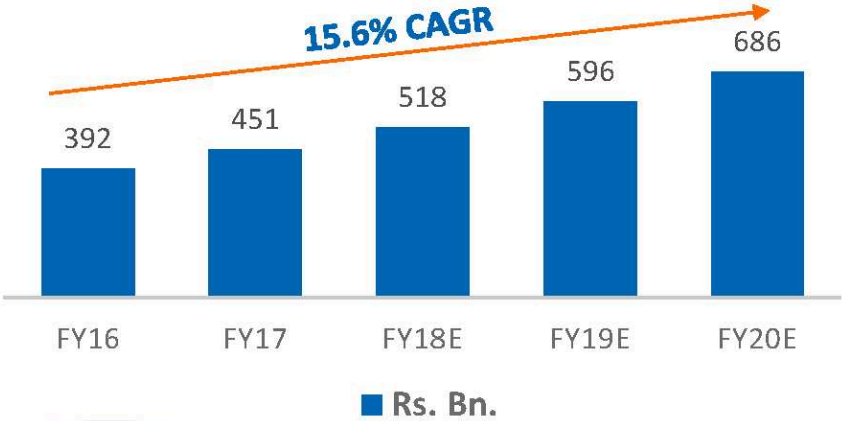
❖ Power Sector

- CEA expects investments in Transmission of nearly Rs. 2.6 trillion by 2022
- Expect 25-26 GW of solar PV capacity additions over FY17-19
- Expect the power cables market to expand 1.5-1.7x in the next 3 years

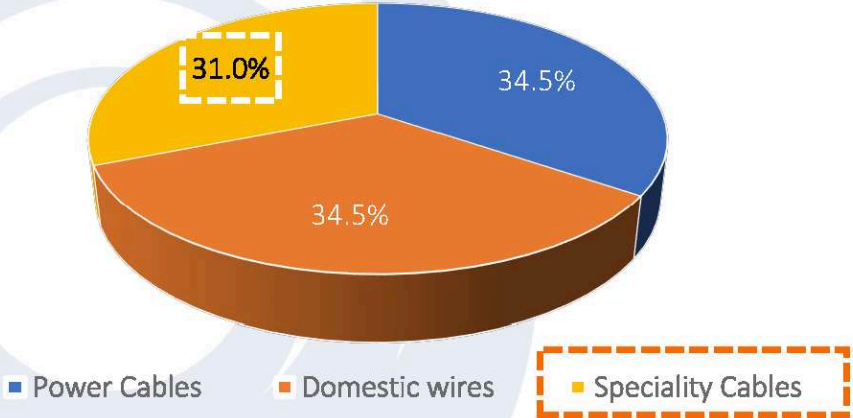


... Dominance to grow beyond the Industry

Indian Wire & Cables industry




Speciality Cables at the cusp of growth



Source: Edelweiss Broking Report

Sectors Driving Increase in Demand

- ❖ Hydrocarbon Sector
- ❖ Airport Modernization
- ❖ Freight Corridor Projects
- ❖ Metro Rail Projects
- ❖ Smart Cities
- ❖ Boost to Infrastructure
- ❖ Investments in Power Sector




Supported by Technologically Advanced Facilities

Chopanki Unit



Kahrani Unit



With the Capabilities to Double the Production

Key initiatives leading to strong Industrial growth

- ✓ *Indian Wire & Cables industry expected to grow by 15.6%*
- ✓ *High thrust of the Current Government on Infrastructure projects increasing scope for Speciality Data Cables*

With Cords leadership in Cable Space

- ✓ Emphasis on Quality
- ✓ Valued long term Client Relationships
- ✓ Diverse Portfolio of Products
- ✓ Constant Innovation
- ✓ State of the Art Manufacturing Facility
- ✓ Certifications
- ✓ Awards & Recognitions

Low Investment for growth

- ✓ Current Capacity – 65,000 Kms p.a.
- ✓ Capacity Utilization of ~70%

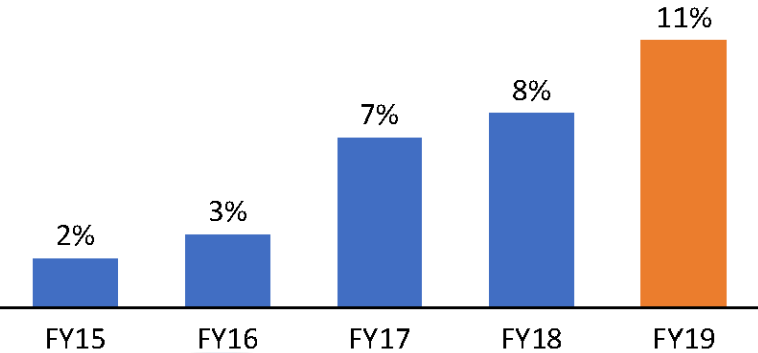
Creating strong business fundamentals



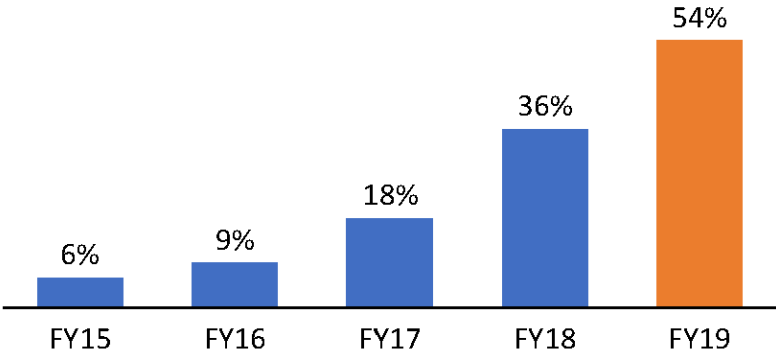
Increasing Focus on Sunrise Sectors

Percentage Contribution to Revenues

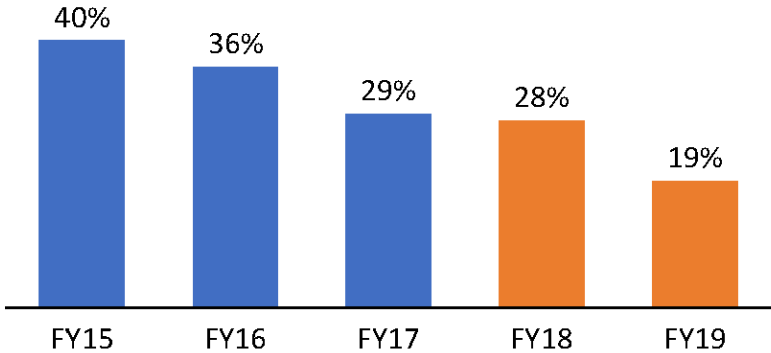
Metros & Freight Corridors



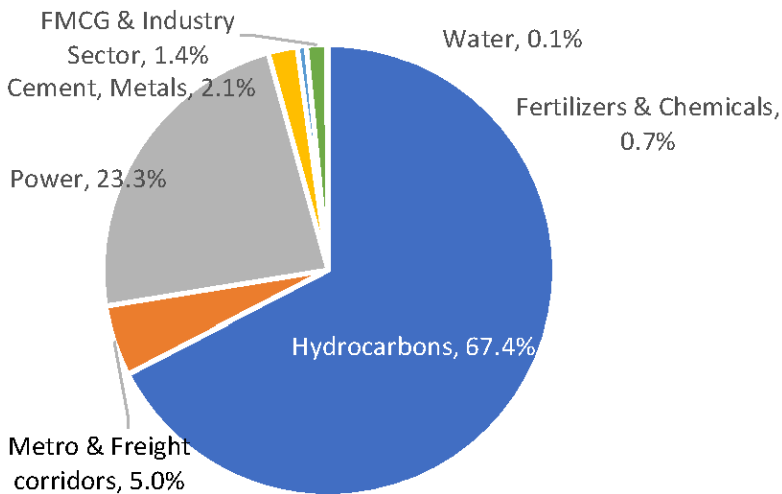
Hydrocarbons



Power Sector



Order Book Break-up



- Hydrocarbons
- Metro & Freight corridors
- Power
- Cement, Metals
- Fertilizers & Chemicals
- FMCG & Industry Sector
- Water

Total Order book of ~Rs. 151 Crores as on 30th June 2019

Order book to be executed over the next 3-5 months



Approvals from esteemed clients (1/2)

Approved vendor for RDSO (Research Design & Standards Organization) under Government of India – Ministry of Railways

- This approval enables the company to offer "**Underground Railway Jelly Filled Quad Cable for Signalling & Telecom Installations**" to the Indian Railways and various projects where this approval is mandated including the Dedicated Freight Corridors, and various Metro-Rail projects
- This approval will allow Company to explore the upcoming vast opportunities provided by various developmental & upgradation projects of Railways and new Metro projects throughout the country

Approved as a pre—qualified supplier with Airports Authority of India (AAI)

- This prestigious approval shall now enable Cords Cable industries Ltd. to offer its approved list of cables towards creating, upgrading, maintaining and managing aviation infrastructure in the country for the projects where AA! is entrusted with Airport Modernisation and Development
- **Following products are enlisted in approved list of make of AAI:**
 - Instrumentation cables
 - Co—axial cables
 - Fiber optic cables
 - Cat-6 cables
 - Control cables
 - Power cables (upto & including 1.1 KV)



Approvals from esteemed clients (2/2)

Approval from Abu Dhabi National Oil Company [ADNOC]


- Registered & Prequalified with **ADNOC** and **Arabian Gulf based oil major**
- Approval expected to boost company's Export revenues
- **Approval will allow supplies of following types of Cables:**
 - Instrumentation & Control
 - Fiber Optics
 - LV Power distribution
- Company can now bid in the above product categories for all ongoing and upcoming projects of ADNOC

Approval from Samsung Engineering Co. Ltd.

- **Registered as a Prequalified supplier** for their **International orders**
- This **Global level Approval is for 5 years** starting from August 1st, 2018
- This will **enable the company to bid** for supplying qualified products to Samsung Engineering Co. **range of engineering services' portfolio**
- **Approval will allow supplies of following types of Cables:**
 - Instrument
 - Control
 - Thermocouple
 - Foundation Fieldbus (FF)
 - Fire Survival

Revalidation of Enlistment from Engineers India Limited (EIL)

- **New validity of this enlistment is up to 31st January 2020 and it covers the following items:**
 - Control Cables - PVC
 - Fire and Alarm Communication Cables
 - Control Cables — Fire Survival
 - Thermo Couple Extension Cables
 - Signal Cables
 - Field Bus Signal Cables
 - Signal Cable — Fire Resistant

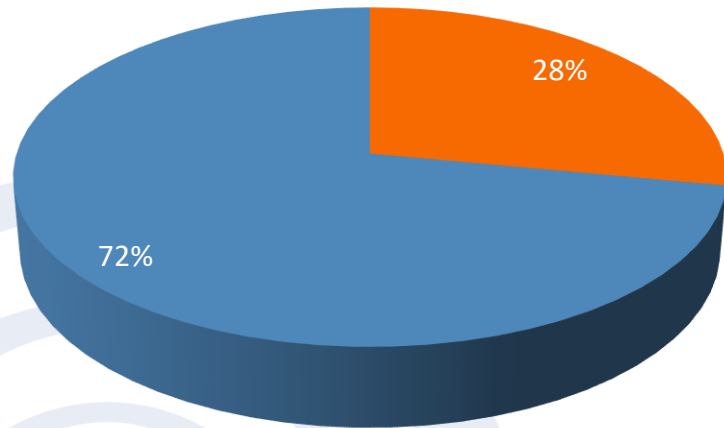




Financial Highlights

Debt Profile

Total Debt Structure as of Q4FY19

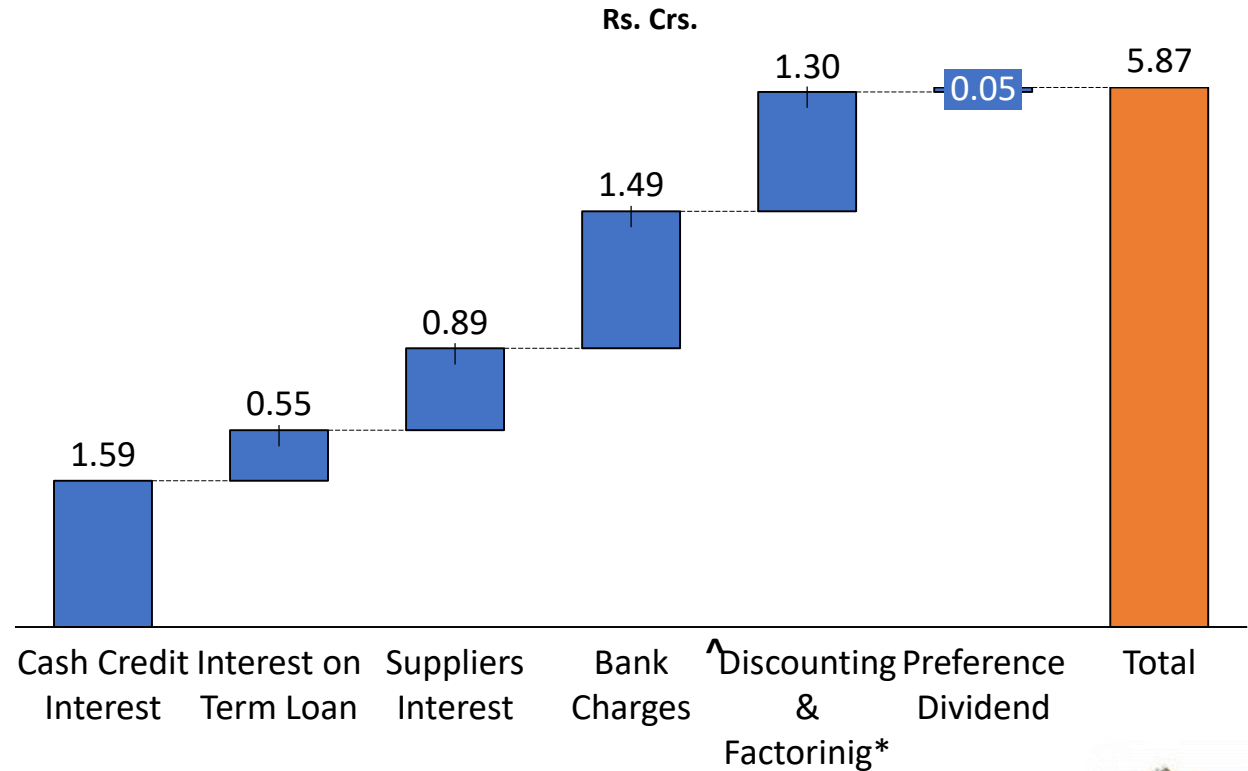


■ Term Loans ■ Working Capital Loans

Net Debt to Equity = 0.45 x

Note: Net Debt includes Short Term Borrowings

Q1FY20 Finance Cost Break up



^ Bank Charges are inclusive of:

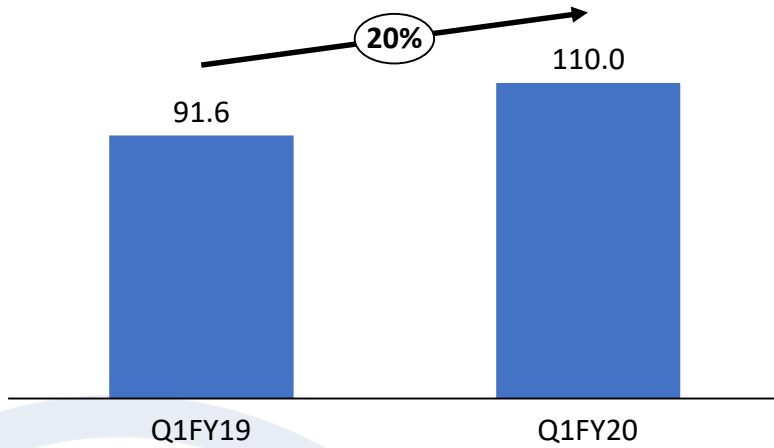
- BG/LC Commission
- Non Fund opening/closing Charges
- Processing Fee
- Other bank Charges

*** Discounting & Factoring** includes both LC backed and non-LC backed bills including both Sales & Purchase side

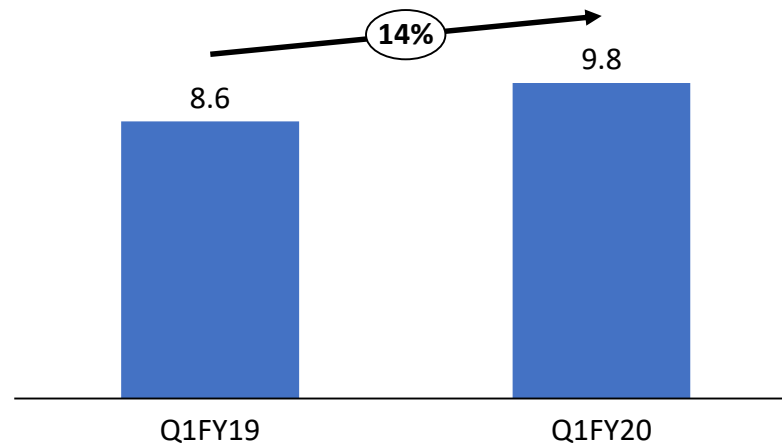


Strong Q1FY20 Financial Performance

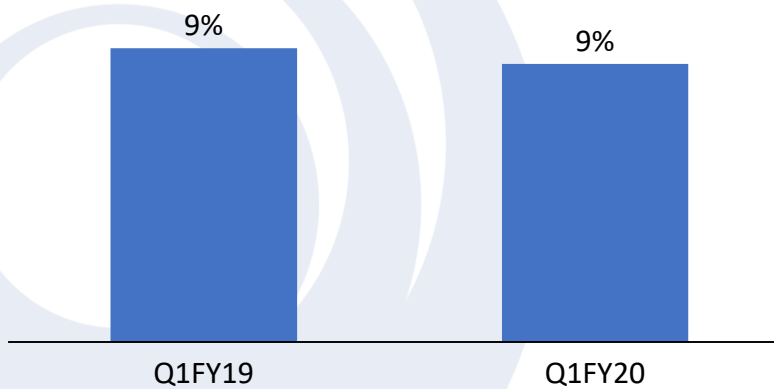
Revenue (Rs. Crs.)



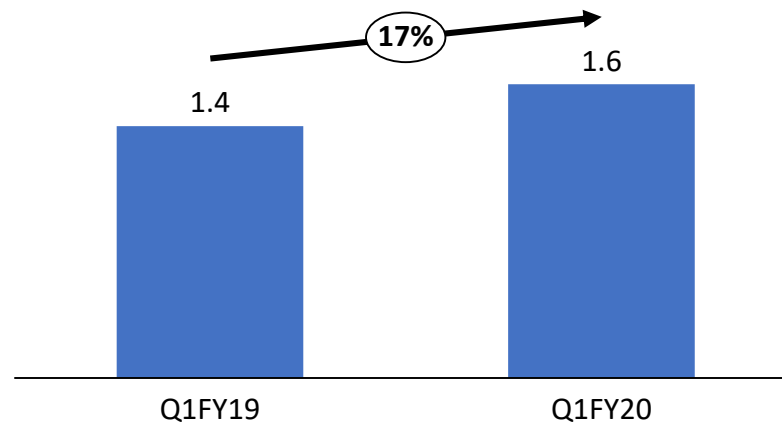
EBITDA (Rs. Crs.)



EBITDA Margin %



PAT (Rs. Crs.)



Profit & Loss Statement as per Ind AS

Particulars (Rs. Crs.)	Q1 FY20	Q1 FY19	YoY
Revenue	110.0	91.6	20%
Direct Expenses	88.3	73.2	
Employee Expenses	5.3	4.1	
Other Expenses	6.7	5.8	
EBITDA	9.8	8.6	14%
EBITDA Margin	8.9%	9.4%	
Other Income	0.5	0.4	
Depreciation	1.8	1.4	
EBIT	8.4	7.7	10%
EBIT Margin	7.7%	8.3%	
Finance costs	5.9	5.7	
PBT	2.6	2.0	31%
Tax	1.0	0.6	
PAT	1.6	1.4	17%
PAT Margin	1.5%	1.5%	

With a healthy order book and approvals from esteemed clients in place, we are confident of continuing our strong performance going ahead



Balance Sheet as per Ind AS

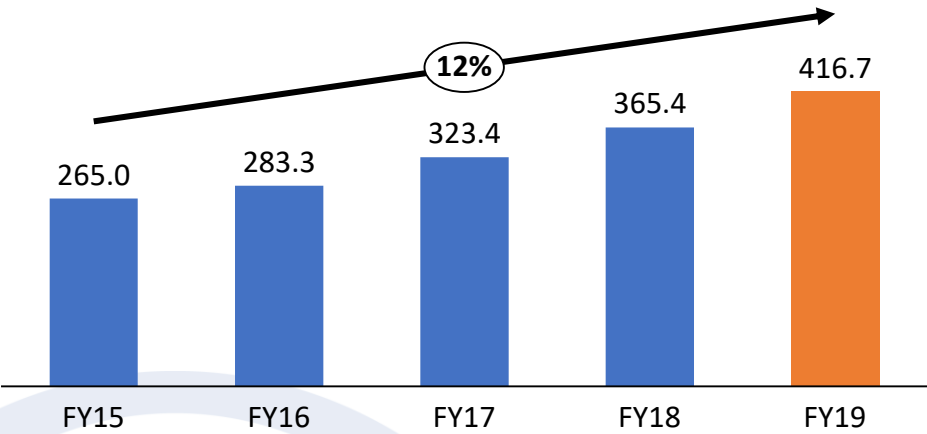
Particulars (Rs. Crs.)	Mar 19	Mar 18
ASSETS		
Non-current assets	97.9	93.8
Property, plant and equipment	96.4	92.3
Security Deposit	1.5	1.5
Current assets	211.3	192.2
Inventories	59.8	53.6
Investments	0.5	0.5
Trade receivables	113.5	101.7
Cash and cash equivalents	0.3	0.4
Bank Balances	20.0	25.5
Other current assets	17.1	10.5
TOTAL ASSETS	309.2	286.0

Particulars (Rs. Crs.)	Mar 19	Mar 18
EQUITY & LIABILITIES		
Equity	134.6	127.3
Equity Share capital	12.9	12.9
Other equity	121.7	114.3
Non-current liabilities	26.8	24.1
Borrowings	17.3	15.0
Provisions	1.1	1.1
Deferred tax liabilities (net)	8.3	8.0
Other non-current liabilities	0.1	0.1
Current liabilities	147.8	134.7
Borrowings	64.1	60.7
Trade payables	71.6	65.8
Other financial liabilities	8.1	4.9
Other current liabilities	3.1	1.6
Provisions	0.8	1.7
TOTAL EQUITY & LIABILITIES	309.2	286.0

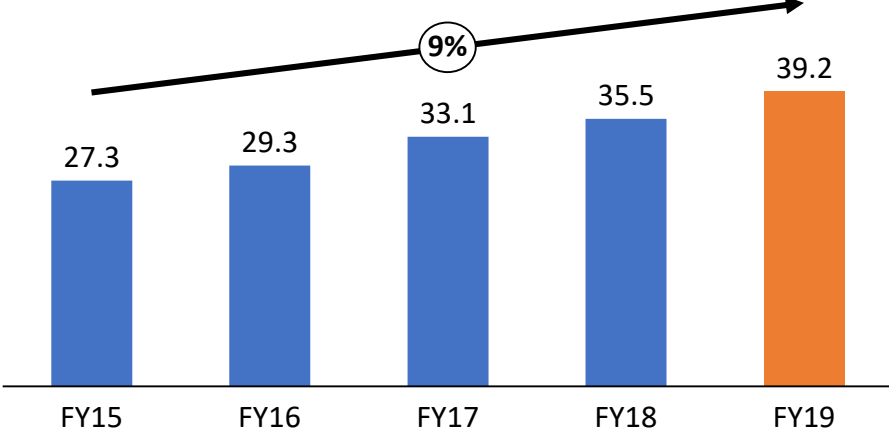


Consistent Performance over the years

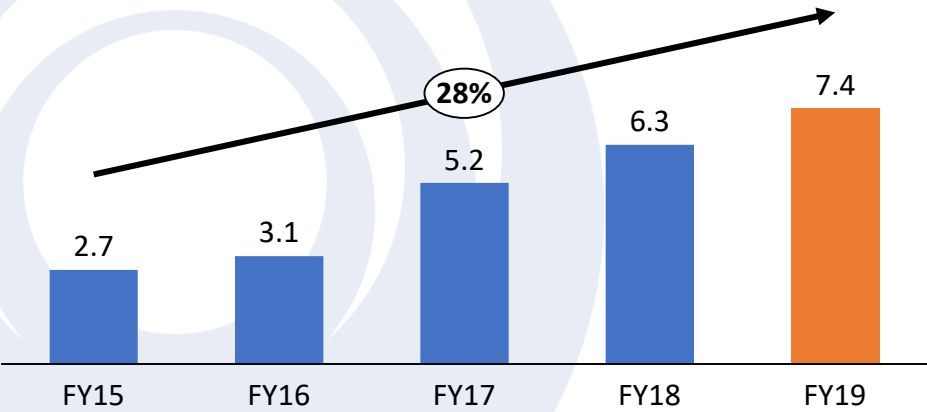
Revenue (Rs. Crs)



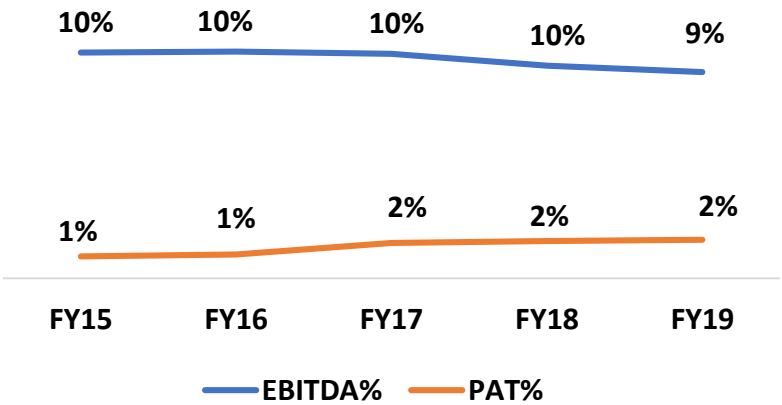
EBITDA (Rs. Crs)



PAT (Rs. Crs)



Margins %





Cords Cable Industries Limited

CIN: L74999DL1991PLC046092

Mrs. Garima Pant, Company Secretary

csc@cordscable.com

Mr. Sandeep Kumar, General Manager

sandeep@cordscable.com

www.cordscable.com

SGA Strategic Growth Advisors

Strategic Growth Advisors Pvt. Limited

CIN: U74140MH2010PTC204285

Mr. Pratik R. Shah

pratik.shah@sgapl.net

+91 97692 60769

Mr. Rohan Adhiya

rohan.adhiya@sgapl.net

+91 98332 19522

www.sgapl.net

