

RTS POWER CORPORATION LIMITED

Registered Office: BHUTORIA HOUSE ,56 Netaji Subhas Road , 2nd Floor , Kolkata-700001

Phone : (033) 2242-6025, 9831039925 Fax : (033) 2242-6732

E Mail Id : headoffice@rtspower.com

Works: Kolkata- JalaDhulagori, Sankrail, Howrah-711302 (P) +91 98300 70074 (E) dhulagori@rtspower.com
Jaipur- C-174, Road No.9J, V.K.J. Area, Chomu Road, Jaipur-302013, (P) +91 141 2330405, (F) +91 141 2330315

Agra - Near 14 KM Mile Stone, Mathura Road, P.O. Artoni, Agra-282007, (P) +91 562 2641431, (E) rtsagra5@gmail.com

CIN : L17232WB1947PLC016105 Website : www.rtspower.com

To,
The Manager,
Listing Compliance,
BSE Limited,
PhirozeJeejeebhoy Towers,
Dalal Street, Fort,
Mumbai 400 001
Scrip Code: 531215

Dear Sir/Madam,

**Re: Shareholding Pattern as on 10th October, 2020 incorporating
the acquisition of shares by promoters from open market
Disclosure under Regulation 7(2) SEBI (Prohibition of the Insider Trading) Regulations, 2015**

This refers to our letter dated 1st October, 2020 whereby we had earlier informed you that pursuant to Regulation 7(2) of the SEBI (Prohibition of the Insider Trading) Regulations, 2015 as per the approved trading plan, three of the Promoters of the Company namely , Bhutoria Investments Private Limited, Bhanwarlal Bhutoria (HUF)- and Rachna Bhutoria had acquired 1,30,839 Shares, 56,788 Shares and 28,797 Shares of the Company respectively from the Open market during the period 23.09.2020 to 30.09.2020.

We had already intimated the daily purchase details along with the Disclosures made by the Promoters as required under to Regulation 7(2) of the SEBI (Prohibition of the Insider Trading) Regulations, 2015 and in terms of Regulation 29(1) of SEBI(Substantial Acquisition of Shares and Takeovers) Regulations, 2011.

Kindly note that the promoters holding pre-acquisition of Shares was 64,93,256 (70.821%) of the Paid up Capital of the Company.

Post-acquisition, as per Trading Plan, the Promoters holding has become 67,09,680 (73.182%) of the Paid up Capital of the Company.

In this respect, we are sending herewith a **Shareholding Pattern** of the Company as on 10th October, 2020 which reflects the Promoters holding after incorporating the acquisition of Shares.

This is for your kind information and record.

Thanking you,
Yours sincerely,
Date: 19/10/2020
Place: Kolkata

For, RTS Power Corporation Ltd.

(Company Secretary and Compliance Officer)



Format of holding of specified securities

Annexure - I

- 1 **Name of Listed Entity : RTS POWER CORPORATION LTD.**
- 2 Scrip Code/Name of Scrip/Class of Security :
- 3 Share Holding Pattern Filed under: Reg. 31(1) (b) : **As On : 09-10-2020**
- 4 Declaration:

	Particulars	Yes	No
1	Whether the Listed Entity has issued any partly paid up shares		NO
2	Whether the Listed Entity has issued any Convertible Securities or Warrants?		NO
3	Whether the Listed Entity has any shares against which depository receipt are issued?		NO
4	Whether the Listed Entity has any shares in locked-in?	YES	
5	Whether any shares held by promoters are pledge or otherwise encumbered?		NO

- 5 The tabular format for disclosure of holding of specified securities is as follows:-





Table I - Summary Statement holding of specified securities

Category (i)	Category of shareholder (ii)	Nos. of shares held as shareholdings (iii)	No. of fully paid up equity shares held (iv)	No. of partly paid-up equity shares held (v)	No. of underlying Depository Receipts (vi)	Total nos. shares held (vii) = (iv)+(v)+(vi)	Shareholding as a % of total no. of shares (calculated as per SCRR, 1957) (viii) as a % of (A+B+C2)		Number of Voting Rights held in each class of securities (ix)		No. of Shares Underlying convertible securities (including Warrants) (X)	Shareholding as a % assuming full conversion of convertible securities (as a percentage of diluted share capital) (XI) = (VII)+(X) as a % of (A+B+C)	Number of Locked in shares (xii)		Number of Shares pledged or otherwise encumbered (xiii)		Number of equity shares held in dematerialized form (xiv)
							Class egx	Class epy	Total	Total as a % of (A+B+C)			No. (a)	As a % of total Shares held (b)	No. (a)	As a % of total Shares held (b)	
(A)	Promoter & Promoter Group	15	6709680	0	0	6709680	73.182	0	6709680	73.182	0	73.182	1000000	14.904	0	0.000	6709680
(B)	Public	2576	2458820	0	0	2458820	26.818	0	2458820	26.818	0	26.818	0	0.000	0	0.000	2454395
(C)	Non Promoter - Non Public																
(C1)	Shares underlying DRs																
(C2)	Shares held by Employee Trusts																
	TOTAL	2591	9168500	0	0	9168500	100.000	0	9168500	100.000	0	100.000	1000000	10.907	0	0.000	9164075



[Handwritten signature]

Table III - Statement showing shareholding pattern of the Public shareholder

Category & Name of shareholders (i)	PAN (ii)	Nos. of shareholders (iii)	No. of fully paid-up equity shares held (iv)	No. of partly paid-up equity shares held (v)	Nos. of shares underlying Depository Receipt (vi)	Total nos. shares held (vii) = (iv)+(v)+(vi)	Shareholding % calculated as per SCRR, 1957 As a % of (A+B+C2) (viii)	Number of Voting Rights held in each class of securities (ix)			No. of Shares Underlying Outstanding convertible securities (including Warrants) (x)	Shareholding as a % assuming full conversion of convertible securities (as a percentage of diluted share capital) (xi) = (vii)+(x) as a % of (A+B+C)	Number of Locked in shares (xii)		Number of Shares pledged or otherwise encumbered (a)	As a % of total Shares held (b)	Number of equity shares held in dematerialized form (xiv)
								No. of Voting Rights					As a % of total Shares held (b)	As a % of total Shares held (b)			
								Class x	Class y	Total							
(1) Institutions		0	0	0	0	0	0.000	0	0	0	0	0.000	0	0	0.000	0	0
(a) Mutual Funds		0	0	0	0	0	0.000	0	0	0	0	0.000	0	0	0.000	0	0
(b) Venture Capital Funds		0	0	0	0	0	0.000	0	0	0	0	0.000	0	0	0.000	0	0
(c) Alternate Investment Funds		0	0	0	0	0	0.000	0	0	0	0	0.000	0	0	0.000	0	0
(d) Foreign Venture Capital Investors		0	0	0	0	0	0.000	0	0	0	0	0.000	0	0	0.000	0	0
(e) Foreign Portfolio Investors		0	0	0	0	0	0.000	0	0	0	0	0.000	0	0	0.000	0	0
(f) Financial Institutions/Banks		0	0	0	0	0	0.000	0	0	0	0	0.000	0	0	0.000	0	0
(g) Insurance Companies		0	0	0	0	0	0.000	0	0	0	0	0.000	0	0	0.000	0	0
(h) Provident Funds/Pension Funds		0	0	0	0	0	0.000	0	0	0	0	0.000	0	0	0.000	0	0
(i) Any Other		0	0	0	0	0	0.000	0	0	0	0	0.000	0	0	0.000	0	0
Foreign Institutional Investors		0	0	0	0	0	0.000	0	0	0	0	0.000	0	0	0.000	0	0
QFI - Corporate		0	0	0	0	0	0.000	0	0	0	0	0.000	0	0	0.000	0	0
Sub-Total (B)(1).		0	0	0	0	0	0.000	0	0	0	0	0.000	0	0	0.000	0	0
Central Government/State Government(s)/President of India		0	0	0	0	0	0.000	0	0	0	0	0.000	0	0	0.000	0	0
Sub-Total (B)(2)		0	0	0	0	0	0.000	0	0	0	0	0.000	0	0	0.000	0	0
(3) Non-Institutions		0	0	0	0	0	0.000	0	0	0	0	0.000	0	0	0.000	0	0
(a) Individuals		0	0	0	0	0	0.000	0	0	0	0	0.000	0	0	0.000	0	0
i) Individual shareholders holding nominal share capital up to Rs.2 Lakhs.		2490	998182	0	0	998182	10.887	998182	0	998182	10.887	0	0	0	0.000	0	998757
ii) Individual shareholders holding nominal share capital in excess of Rs.2 Lakhs.		11	692730	0	0	692730	7.556	692730	0	692730	7.556	0	0	0	0.000	0	692730
DHEERAJ KUMAR LOHIA	AHCPK2417L	0	191344	0	0	191344	2.087	191344	0	191344	2.087	0	0	0	0.000	0	191344
MUKESHKUMAR CHANDUL SHAH	AZPS0643M	0	93000	0	0	93000	1.014	93000	0	93000	1.014	0	0	0	0.000	0	93000
PUSHPA DEVI PAGARIA	AEKPP3482K	0	137563	0	0	137563	1.500	137563	0	137563	1.500	0	0	0	0.000	0	137563
(b) NBFCs registered with RBI		0	0	0	0	0	0.000	0	0	0	0.000	0	0	0	0.000	0	0
(c) Employee Trusts		0	0	0	0	0	0.000	0	0	0	0.000	0	0	0	0.000	0	0
Overseas Depositors (holding DRs)(balancing figure)		0	0	0	0	0	0.000	0	0	0	0.000	0	0	0	0.000	0	0
(d) Any Other		0	0	0	0	0	0.000	0	0	0	0.000	0	0	0	0.000	0	0
Bodies Corporate		31	395527	0	0	395527	4.314	395527	0	395527	4.314	0	0	0	0.000	0	395527
QFI - Individual		0	0	0	0	0	0.000	0	0	0	0.000	0	0	0	0.000	0	0
NRI - Repatriable		12	88236	0	0	88236	0.962	88236	0	88236	0.962	0	0	0	0.000	0	88236
NRI - Non-Repatriable		8	1556	0	0	1556	0.017	1556	0	1556	0.017	0	0	0	0.000	0	1556
OCBs		0	0	0	0	0	0.000	0	0	0	0.000	0	0	0	0.000	0	0
Trusts		0	0	0	0	0	0.000	0	0	0	0.000	0	0	0	0.000	0	0
Clearing Members		22	274614	0	0	274614	2.995	274614	0	274614	2.995	0	0	0	0.000	0	274614
GEJIT FINANCIAL SERVICES LTD	AABCG1935E	0	169000	0	0	169000	1.843	169000	0	169000	1.843	0	0	0	0.000	0	169000
IEPF Authority		2	7975	0	0	7975	0.087	7975	0	7975	0.087	0	0	0	0.000	0	7975
Sub-Total (B)(3)		2576	2458820	0	0	2458820	26.818	2458820	0	2458820	26.818	0	0	0	0.000	0	2454395
Total Public Shareholding (B)=(B)(1)+(B)(2)+(B)(3)		2576	2458820	0	0	2458820	26.818	2458820	0	2458820	26.818	0	0	0	0.000	0	2454395





Table IV - Statement showing shareholding pattern of the Non Promoter - Non Public shareholder

Category & Name of shareholders (i)	PAN (ii)	Nos. of shareholders (iii)	No. of fully paid up equity shares held (iv)	No. of partly paid-up equity shares held (v)	Nos. of shares underlying Depository Receipt (vi)	Total nos. shares held (vii) = (iv)+(v)+(vi)	Shareholding % calculated as per SCRR, 1957 As a % of (A+B+C2) (viii)	Number of Voting Rights held in each class of securities (ix)			No. of Shares Outstanding convertible securities (including Warrants) (x)	Shareholding as a % assuming full conversion of convertible securities (as a percentage of diluted share capital) (xi) = (x) as a % of (A+B+C)	Number of Locked in shares (xii)		Number of Shares pledged or otherwise encumbered (xiii)		Number of equity shares held in dematerialized form (xiv)
								Class x	Class y	Total			No. (a)	As a % of total Shares held (b)	No. (c)	As a % of total Shares held (b)	
(1) Custodian, DR Holder																	
(2) Employee Benefit Trust (under SEBI (share based Employee Benefit) Regulations, 2014																	
Total Non-Promoter - Non-Public Shareholding (C)=(1)+(2)																	



[Handwritten Signature]