



**Dhampur Sugar Mills Limited**

241, Okhla Industrial Estate, Phase III  
New Delhi - 110 020, India  
Tel: +91-11-3065 9400, 4161 2456  
Tele Fax: +91-11-2693 5697  
E-mail: corporateoffice@dhampur.com  
Website: www.dhampur.com

**01.11.2018**

**To,**

**Asst. Vice President  
National Stock Exchange of India Ltd.  
Exchange plaza, Bandra Kurla Complex  
Bandra (E)  
Mumbai - 400 051**

**Asst. General Manager  
Dept of Corp. Services,  
BSE Limited  
P.J. Towers, Dalal Street, Fort,  
Mumbai: 400001.**


**Dear Sir,**

**Sub: Submission under Regulation 46 (2) (o) of SEBI (Listing Obligations and Disclosure Requirements) Regulations, 2015.**


Please find attached Investor Presentation in compliance with Regulation 46 (2) (o) of SEBI (Listing Obligations and Disclosure Requirements) Regulations, 2015.

Kindly take the information on record.

**Thanking you,  
Yours faithfully,  
For DHAMPUR SUGAR MILLS LIMITED**



**APARNA GOEL  
COMPANY SECRETARY  
M.NO 22787**



# DHAMPUR SUGAR MILLS LIMITED

## RESULTS PRESENTATION

### Q2 FY2019

# Disclaimer

*This presentation is strictly confidential and may not be copied, published, distributed or transmitted. The information in this presentation is being provided by Dhampur Sugar Mills Limited (also referred to as the 'Company'). By attending the meeting where this presentation is being made or by reading the presentation materials, you agree to be bound by following limitations:*

*The information in this presentation has been prepared for use in presentations by the Company for information purposes only and does not constitute, or should be regarded as, or form part of any offer, invitation, inducement or advertisement to sell or issue, or any solicitation or initiation of any offer to purchase or subscribe for, any securities of the Company in any jurisdiction, including the United States and India, nor shall it, or the fact of its distribution form the basis of, or be relied on in connection with, any investment decision or any contract or commitment to purchase or subscribe for any securities of the Company in any jurisdiction, including the United States and India. This presentation does not constitute a recommendation by the Company or any other party to sell or buy any securities of the Company.*

*This presentation and its contents are not and should not be construed as a prospectus or an offer document, including as defined under the Companies Act, 2013, to the extent notified and in force) or an offer document under the Securities and Exchange Board of India (Issue of Capital and Disclosure Requirements) Regulations, 2009 as amended.*

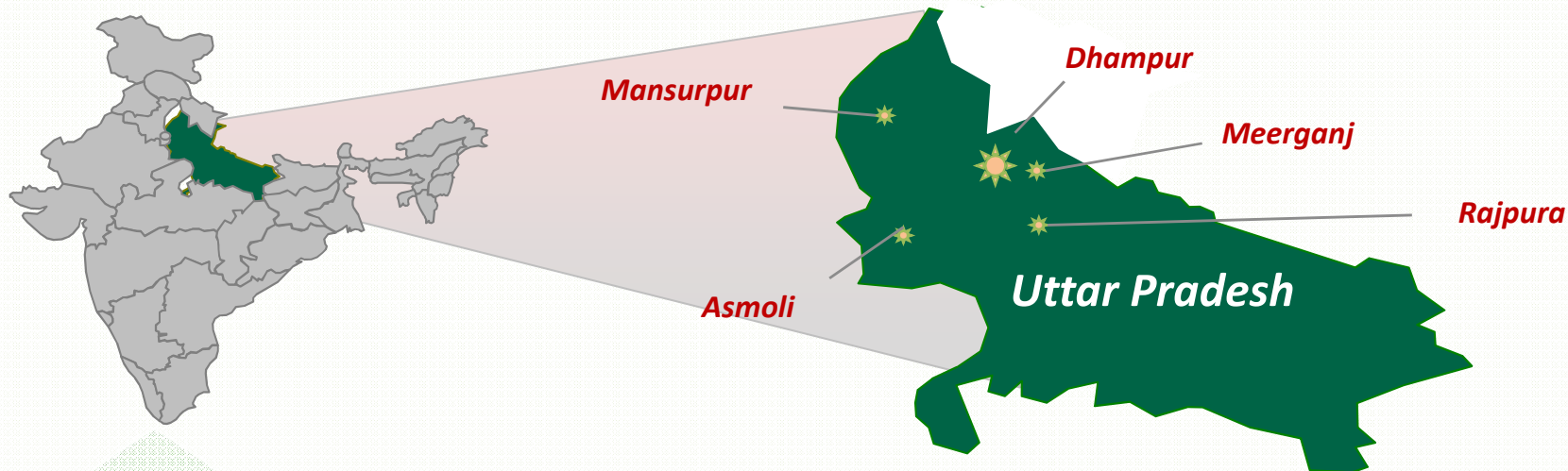
*This presentation and its contents are strictly confidential to the recipient and should not be further distributed, re-transmitted, published or reproduced, in whole or in part, or disclosed by recipients directly or indirectly to any other person or press, for any purposes. In particular, this presentation is not for publication or distribution or release in any country where such distribution may lead to a breach of any law or regulatory requirement. No person is authorized to give any information or to make any representation not contained in or inconsistent with this presentation or and if given or made, such information or representation must not be relied upon as having been authorized by us. Receipt of this presentation constitutes an express agreement to be bound by such confidentiality and the other terms set out herein. Any failure to comply with this restriction may constitute a violation of applicable securities laws.*

*No representation or warranty, express or implied, is made as to, and no reliance should be placed on, the fairness, accuracy, completeness or correctness of the information or opinions contained in this presentation. Neither the Company nor any of its affiliates, advisors or representatives shall have any responsibility or liability whatsoever (for negligence or otherwise) for any loss howsoever arising from any use of this presentation or its contents or otherwise arising in connection with this presentation. The information set out herein may be subject to updating, completion, revision, verification and amendment and such information may change materially. This presentation is based on the economic, regulatory, market and other conditions as in effect on the date hereof. It should be understood that subsequent developments may affect the information contained in this presentation, which neither the Company nor its affiliates, advisors or representatives are under an obligation to update, revise or affirm.*

*This presentation contains forward-looking statements based on the currently held beliefs and assumptions of the management of the Company, which are expressed in good faith and, in their opinion, reasonable. Forward-looking statements involve known and unknown risks, uncertainties and other factors, which may cause the actual results, financial condition, performance, or achievements of the Company or industry results, to differ materially from the results, financial condition, performance or achievements expressed or implied by such forward-looking statements. Unless otherwise indicated, the information contained herein is preliminary and indicative and is based on management information, current plans and estimates. Industry and market-related information is obtained or derived from industry publications and other sources and has not been independently verified by us. Given these risks, uncertainties and other factors, recipients of this document are cautioned not to place undue reliance on these forward-looking statements. The Company disclaims any obligation to update these forward-looking statements to reflect future events or developments.*

**THIS PRESENTATION IS NOT AN OFFER FOR SALE OF SECURITIES IN INDIA OR ELSEWHERE.**

# Overview – Facilities

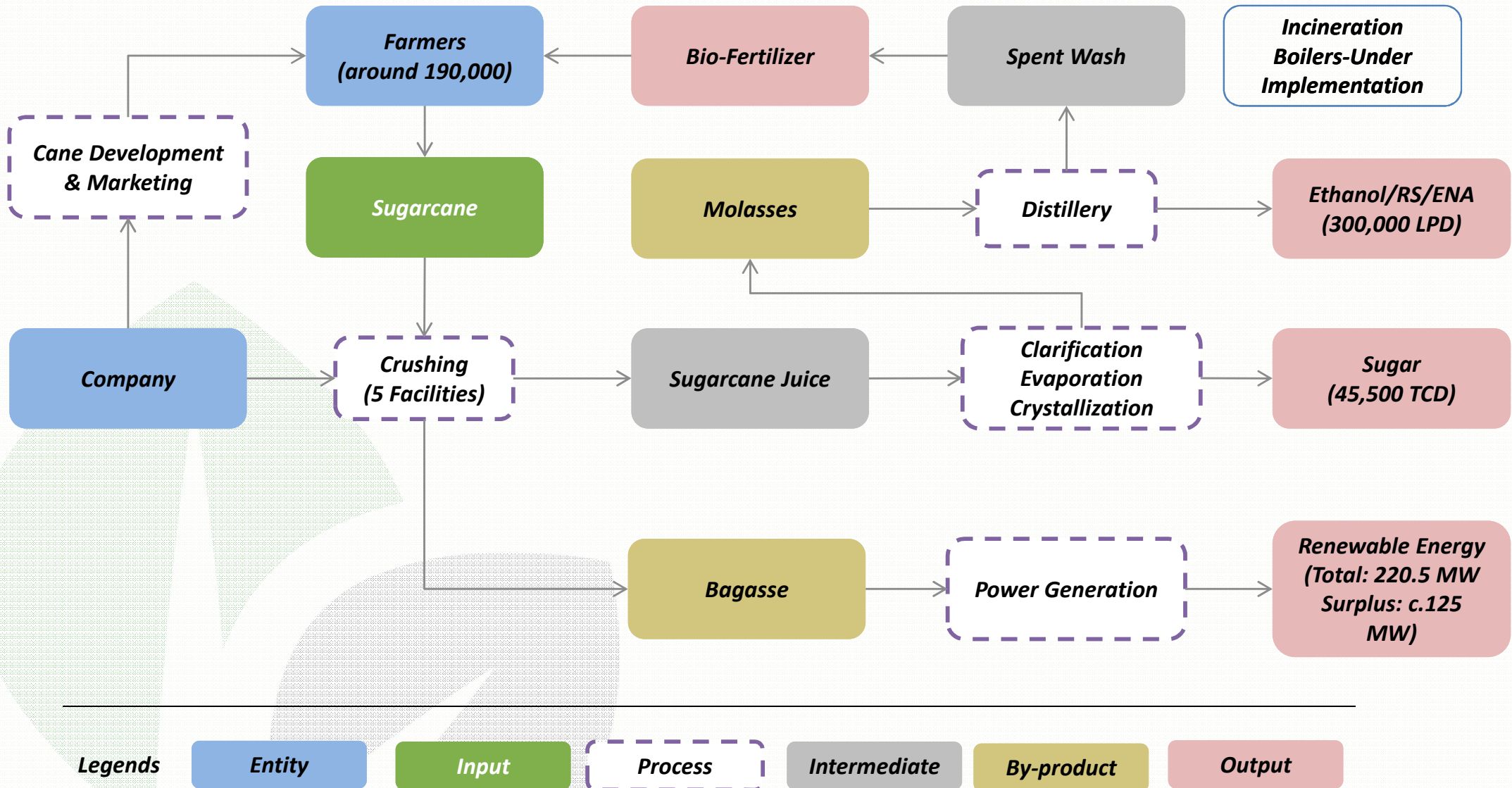


Capacity	Consolidated	Dhampur	Asmoli	Rajpura	Mansurpur	Meerganj
Sugar Crushing (TCD)	45,500	15,000	9,000	8,500	8,000	5,000
Sugar Refinery (TPD)	1,700		900		800	
Renewal Energy (inc. Bio Gas based Power, MW)	220.5 (Surplus:~125 MW)	65 8 mw (Slop Boilers based power)	Bio Mass - 40 Bio Gas – 4 3.5 mw (Slop Boiler based power)	48	33	19
Bio-Fertilizer (LPD)	1,000			1,000		
Distillery (LPD)	300,000	200,000	100,000	Molasses supplied to the nearby Dhampur and Asmoli units		
Capacity under Implementation	100,000	50,000	50,000			
Organic Manure - 'Power Booster' (tonnes/year)	20,000	15,000	5,000			



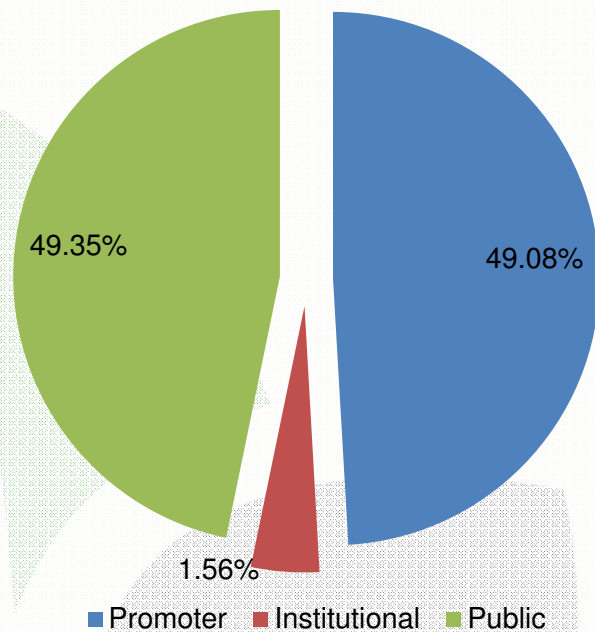
# Overview – Operations

We operate with the goal of maximum efficiency and zero waste



# Shareholding Pattern and Corporate Structure

Shareholding Pattern (As on Sep 30, 2018)



Corporate Structure As on Mar 31, 2018

Dhampur Sugar Mills Limited

Owns and operates all five integrated facilities

Subsidiaries

100%

Dhampur International Pte Ltd  
-Trading of Commodities

100%

Ehaat Ltd  
-Rural Distribution Business

51%

DETS Ltd  
-Engineering & Technology

# Balance Sheet getting Stronger

---

- **Long Term and medium term rating ratings of the Company stood at A (-) as assigned by CARE.**
- **The Company repaid long term loans of Rs 40 crores during H1 FY 19**
- **Long Term Loans stood at Rs 463.28 crores as on 30<sup>th</sup> September 18**
- **Working Capital Loans as on 30<sup>th</sup> September 18 stood at Rs 394.89 crores, reduced from Rs 700.92 crores as on 30<sup>th</sup> June 2018, which will come down further with liquidation of sugar inventory**
- **Average cost of Long Term Debt stood at 8.37%**
- **Long Term Debt-Equity ratio at 0.44 as on 30<sup>th</sup> September 2018.**

# Overview - Sector

---

- *India's sugar production for SS 17-18 was 32.2 million tonnes.*
- *Consumption estimated at 25.5 million tonnes during 2018-19*
- *Fair and Remunerative Price (FRP) for sugar season 2018-19 declared at Rs. 275 per quintal linked to a basic recovery rate of 10%; providing a premium of Rs. 2.75 per quintal for every 0.1% increase in recovery above that level.*
- *SAP for U.P. for sugar season 2018-19 is yet to be announced.*
- *Domestic sugar realizations are now hovering around ₹ 32-33/kg (ex-mill)*



# Overview – Sector...

---

- *Domestic Sugar Prices touched low of Rs 26/kg. Presently hovering around ₹ 32-33/Kg .*
- *Sugar Season witnessed higher Operational days resulting in improvement of Power segment performance further.*
- *New Bio Fuel Policy allowing manufacturing of ethanol from B molasses as well as from direct sugar cane juice.*
- *Basic price of ethanol fixed at Rs. 43.46 per litre (ex mill) for supply period from 1<sup>st</sup> December 2018 to 30<sup>th</sup> November 2019, manufactured out of C heavy molasses . Basic price of ethanol derived out of B heavy molasses/partial sugar cane juice revised to Rs. 52.43 per litre (ex mill) for supply during the same period.*
- *Basic Price of Ethanol derived out of sugar cane juice (100%)revised to Rs 59.13 per litre (ex mill)*

# Overview – Sector...

---

- *Sugar MSP - Rs 29/Kg*
- *MIEQ of 5 million tonnes of sugar announced with reimbursement of freight upto Rs 3/kg.*
- *An Assistance of Rs 13.88/qtl of sugar cane crushed for production of sugar announced by Govt of India.*
- *Govt of India announced buffer stock of 3 million tonnes of sugar*
- *A subsidy of Rs 4.5/ qtl of sugar cane crushed announced by State Govt of U.P.*
- *Soft loan of Rs 4000 crores to sugar industry announced by State Govt of U.P.*

# Financial Performance

- The Revenue of the company stood at Rs 532.8 crores in Q2FY19 as against Rs 802.1 crores during Q2FY18. Reduction in Revenues is mainly owing to lower sugar price at Rs 32.37/Kg during Q2FY19 as against Rs 37.04/Kg in Q2FY18 and lower sugar sale of 1.12 lakh tonnes as against 1.95 lakh tonnes in Q2FY18.
- PBT stood at Rs 44.3 crores in Q2 FY19 as against Rs 51.6 crore during Q2FY18 (restated).
- PAT stood at Rs 28.4 crores in Q2 FY19 as against Rs 36.1 crores during Q2FY18 (restated).
- EPS stood at Rs 4.35 /share for Q2FY19.

## Q1FY 18 v/s Q1FY17

Particulars (₹ crore)	Q2 FY19	Q2 FY18*	H1 FY19	H1 FY18*
Revenues	532.8	802.1	1267.2	1696.4
EBIDTA	74.3	91.1	167.8	218.1
Depreciation	11.6	11.3	26.8	24.7
EBIT	62.7	79.7	141.1	193.4
Interest	18.4	28.0	48.1	72.2
PAT	28.4	36.1	60.1	85.6
EPS (Rs./Share)	4.3	5.41	9.21	12.89

\*restated

# Segmental Overview

Revenues (₹ crore)	Q2 FY19	Q2 FY18*	H1 FY19	H1 FY18*
Sugar	375.3	750.5	966.5	1533.1
Power	22.8	15.5	170.7	94.2
Distillery/Chemicals	118.4	51.6	256.1	164.4

PBIT (₹ crore)	Q2 FY19	Q2 FY18*	H1 FY19	H1 FY18*
Sugar	26.7	91.3	0.48	175.6
Power	(4.6)	(3.5)	55.6	25.4
Distillery/Chemicals	52.5	6.5	107.6	16.8

*\*restated*



# Sugar Segment

## Financial

Particulars	Revenues (₹ cr)	Revenue Contribution %	PBIT (₹ cr)
Q2 FY19	375.3	64.95	26.7
Q2 FY18*	750.5	89.80	91.3
H1 FY19	966.5	64.19	.48
H2 FY18*	1533.1	82.31	175.6

## Operational

Cane Crushed#	Sugar Production#	Sugar Sales#	Free Sugar Realizations (₹/kg)
-	-	1.12	32.37
-	-	1.95	37.03
13.24	1.55	2.94	29.74
5.40	0.63	3.84	36.69

# lac tonnes

- **Sugar Inventory 2.42 lac tonnes valued at 29.47/kg as on 30<sup>th</sup> September 18**

\*restated

# Power Segment

## Financial

Particulars	Revenues (₹ cr)	Revenue Contribution %	PBIT (₹ cr)
Q2 FY19	22.8	3.9	(4.6)
Q2 FY18*	15.5	1.9	(3.5)
H1 FY19	170.7	11.3	55.6
H1 FY18*	94.2	5.1	25.4

## Operational

Power Generation#	Power Export to UPPCL#	Realizations (₹/unit)
1.68	0.33	5.33
1.87	0.91	4.81
21.44	11.94	5.22
12.76	8.19	5.07

\*restated

#cr units

- **Operating Efficiency continued to be excellent.**
- **The Company continues to focus on this division for sustainable growth based contribution.**

# Distillery/Chemical Segment

## Financial

## Operational

Particulars	Revenues (₹ cr)	Revenue Contribution %	PBIT (₹ cr)	Chemicals (Lac KG)		RS/ Ethanol (lac BL)	
				Production	Sales	Production	Sales
Q2 FY19	118.4	20.5	52.5	31.9	42.9	201.4	222.8
Q2 FY18	51.6	6.2	6.5	8.7	14.9	105.8	112.7
H1 FY19	256.1	17.0	107.6	99.6	116.4	426.9	442.2
H1 FY18	164.4	8.8	16.8	53.8	57.2	272.7	315.6

- **Distillery Segment performance improved significantly backed by Lower input cost and higher volumes**
- **The Company continues to focus on this division for sustainable growth based contribution.**
- **Capacity enhancement of 100,000 LPD under installation.**
- **Higher Ethanol Prices announced for Ethanol year 2018-19 (Dec –Nov)**

---

# *Thank You*



*241 Okhla Industrial Estate Phase III, New Delhi – 110020. Tel: 91 - 11 – 30659400 Fax: 91 - 11 – 41612466*  
*Email: [corporateoffice@dhampur.com](mailto:corporateoffice@dhampur.com) Website: [www.dhampur.com](http://www.dhampur.com)*