

22nd October, 2018

To,

The Secretary

BSE Limited

P J Towers,

Dalal Street,

Mumbai – 400 001

Scrip Code: 532706

The Manager

National Stock Exchange of India Limited

Exchange Plaza, 5th Floor, Plot No C/1,

G Block, Bandra-Kurla Complex,

Bandra (East), Mumbai – 400 051

Scrip Code: INOXLEISUR

Dear Sir / Madam,

Sub: Disclosure of Material Event / Information under Regulation 30 of SEBI (Listing Obligations and Disclosure Requirements) Regulations, 2015 – Earnings Presentation.

Pursuant to Regulations 30 of the Securities and Exchange Board of India (Listing Obligations and Disclosure Requirements) Regulations, 2015, a copy of the Earnings Presentation that we propose to make during the Conference Call for analyst and investors scheduled to be held on Monday, 22nd October, 2018 at 4.00 p.m. is enclosed and the said Earnings Presentation has also been uploaded on the Company's Website at <https://www.inoxmovies.com/Corporate.aspx?Section=3>

We request you to kindly take the same on record.

Thanking you.

Yours faithfully,

For INOX Leisure Limited

Parthasarathy Iyengar

Company Secretary





This presentation and the following discussion may contain “forward looking statements” by Inox Leisure Limited (“ILL” or “the Company”) that are not historical in nature. These forward looking statements, which may include statements relating to future state of affairs, results of operations, financial condition, business prospects, plans and objectives, are based on the current beliefs, assumptions, expectations, estimates, and projections of the management of ILL about the business, industry and markets in which ILL operates.

These statements are not guarantees of future performance, and are subject to known and unknown risks, uncertainties, and other factors, some of which are beyond ILL’s control and difficult to predict, that could cause actual results, performance or achievements to differ materially from those in the forward looking statements.

Such statements are not, and should not be construed, as a representation as to future performance or achievements of ILL. In particular, such statements should not be regarded as a projection of future performance of ILL. It should be noted that the actual performance or achievements of ILL may vary significantly from such statements.

Due to rounding-off, figures presented throughout this document may not add up precisely to the totals provided and percentages may not precisely reflect the rounded-off figures.

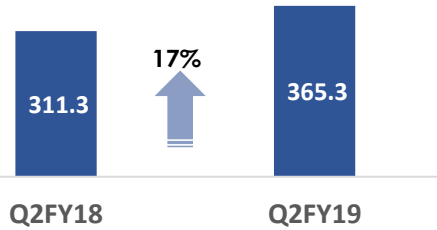
All financial figures, upto and including FY15 are as per IGAAP and for FY16 and thereafter are as per IND-AS. Revenues for FY14 to FY15 are shown net of entertainment tax, to be consistent with the revenues under IND-AS for FY16 and thereafter.

DISCUSSION SUMMARY

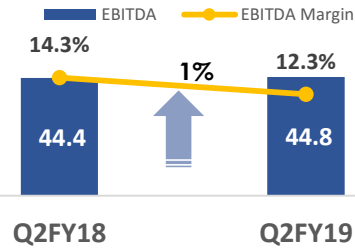
- Financial Results
- Property Openings and Pipeline
- Content Pipeline
- Shareholding Structure and Balance Sheet Items
- Annexure

Q2 FY19 YoY Comparison

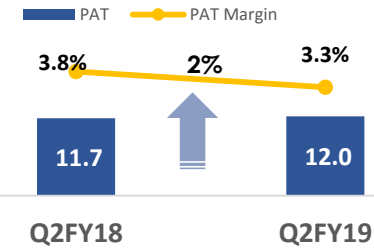
Revenue from Operations



EBITDA

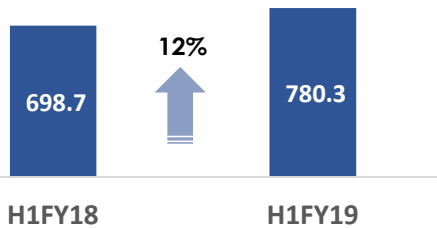


PAT

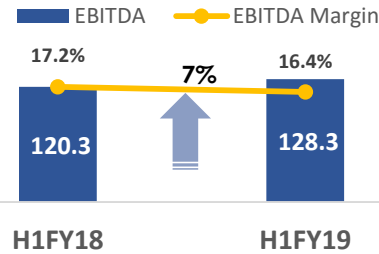


H1FY19 YoY Comparison

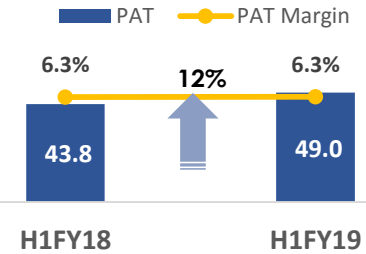
Revenue from Operations



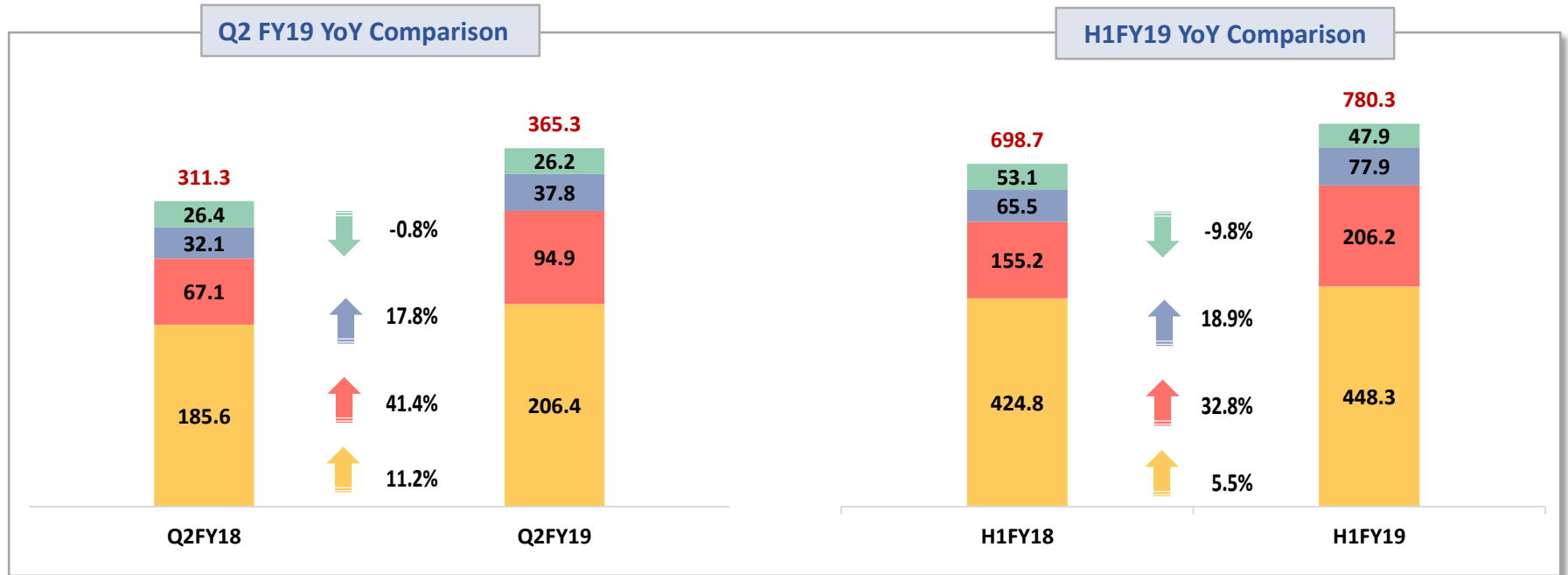
EBITDA



PAT





Q2 & H1 FY19 Results Analysis – Revenue Break Up Analysis




%Share	Q2FY18	Q2FY19	H1FY18	H1FY19
Net Box Office	59.6%	56.5%	60.8%	57.5%
Net Food & Beverage	21.5%	26.0%	22.2%	26.4%
Advertisement	10.3%	10.4%	9.4%	10.0%
Other Operating Revenues	8.5%	7.2%	7.6%	6.1%

All figures in INR Crs., unless specified

Q2FY19 Results Analysis – Top 5 Movies in INOX



Q2FY19	Sanju	Stree	Gold	Mission: Impossible - Fallout	Dhadak	Total
Footfalls (Lacs)	23.10	12.98	9.91	8.67	7.40	62.06
GBOC (INR Crs.)	51.20	22.94	21.54	17.50	13.52	126.69



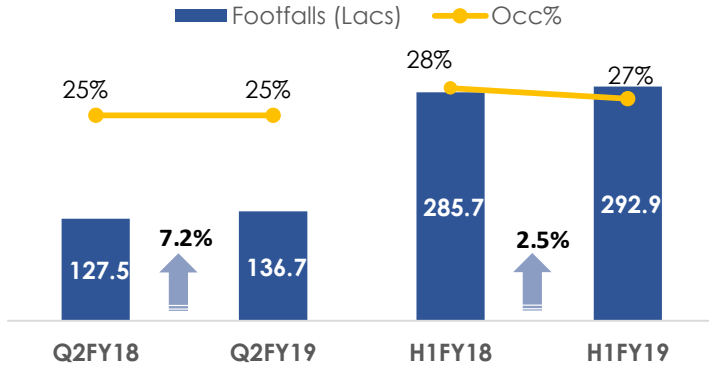
Q2FY18	Toilet Ek Prem Katha	Spiderman Homecoming	Jab Harry Met Sejal	Jagga Jasoos	Mubarakhan	Total
Footfalls (Lacs)	12.44	6.23	5.39	6.05	5.61	35.72
GBOC (INR Crs.)	24.75	13.11	11.96	11.39	10.33	71.54

Top 5 films accounted for 47% of Q2 FY19 GBOC revenues (30% in Q2 FY18)

Q2 & H1FY19 Results Analysis – Key Operational Metrics

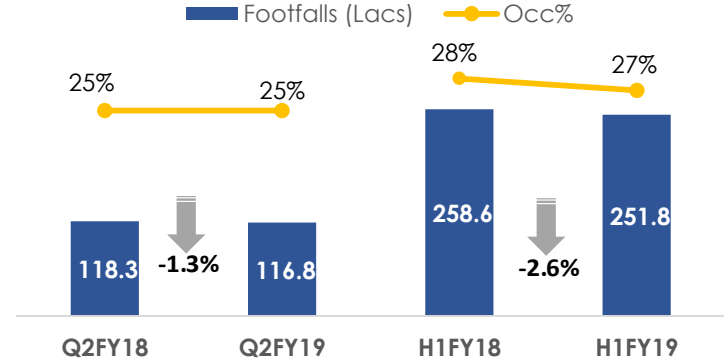


Overall Footfalls & Occupancy%

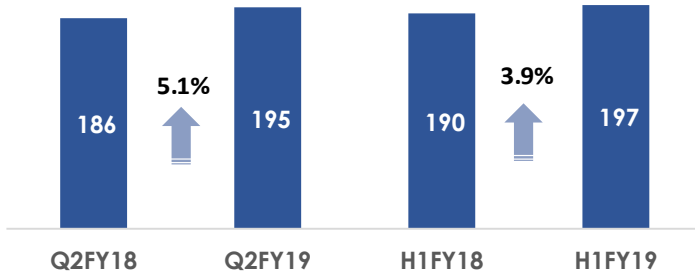


Footfalls with Management properties: Q2FY19: 144 lacs, Q2FY18: 134 lacs & H1FY19: 309 lacs, H1FY18: 302lacs

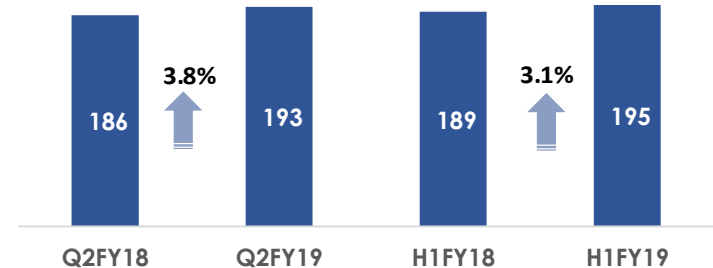
Comparable Properties Footfalls & Occupancy%



Overall Average Ticket Price (ATP) [INR]



Comparable Properties Average Ticket Price (ATP) [INR]

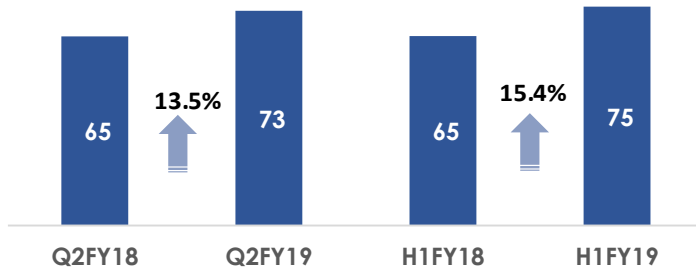


Note: All above charts exclude management properties

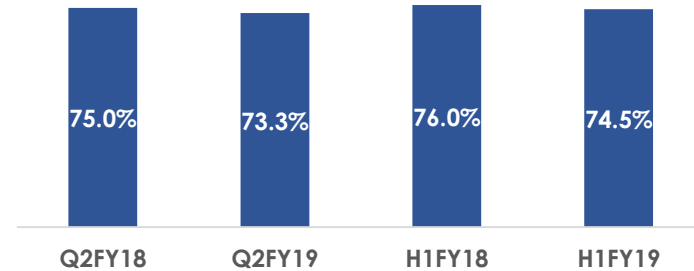
Q2 & H1FY19 Results Analysis – Key Operational Metrics



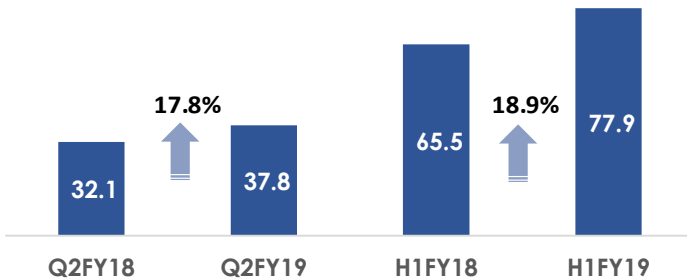
Spend Per Head (SPH) [INR]



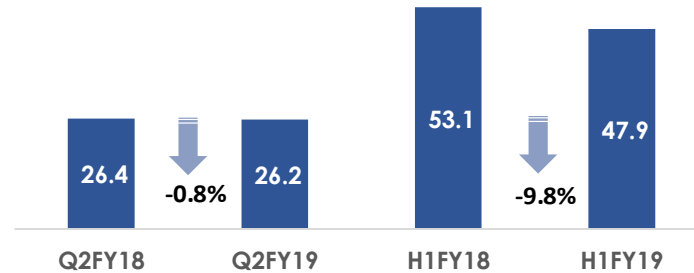
Food & Beverages – Net Contribution (%)



Advertisement Revenue [INR Crs.]



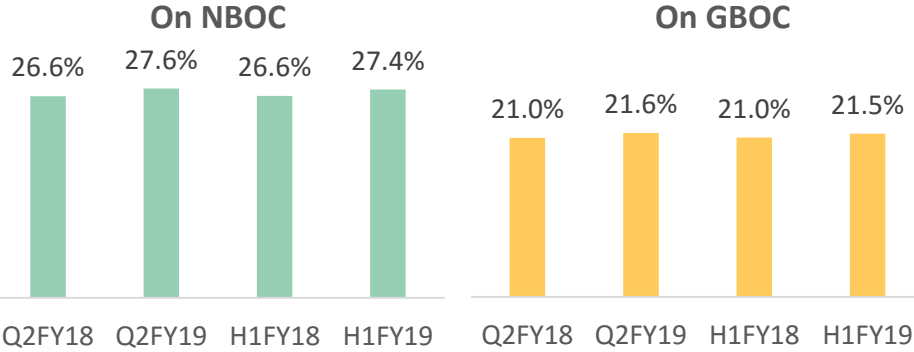
Other Operating Revenue [INR Crs.]



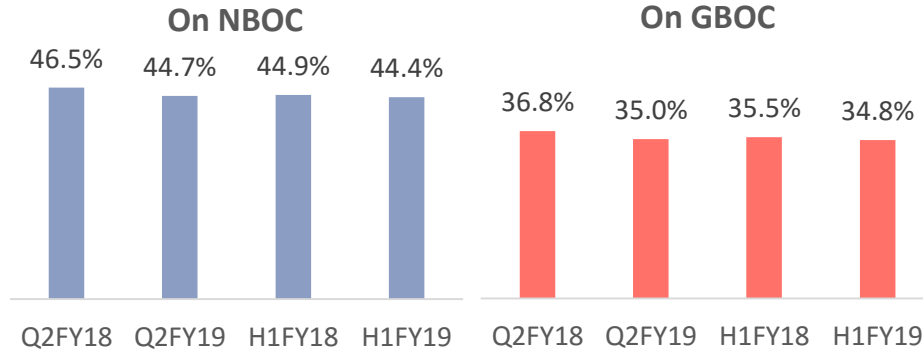
Q2 & H1 FY19 Results Analysis – Key Operational Metrics



GST/Entertainment Tax [%]

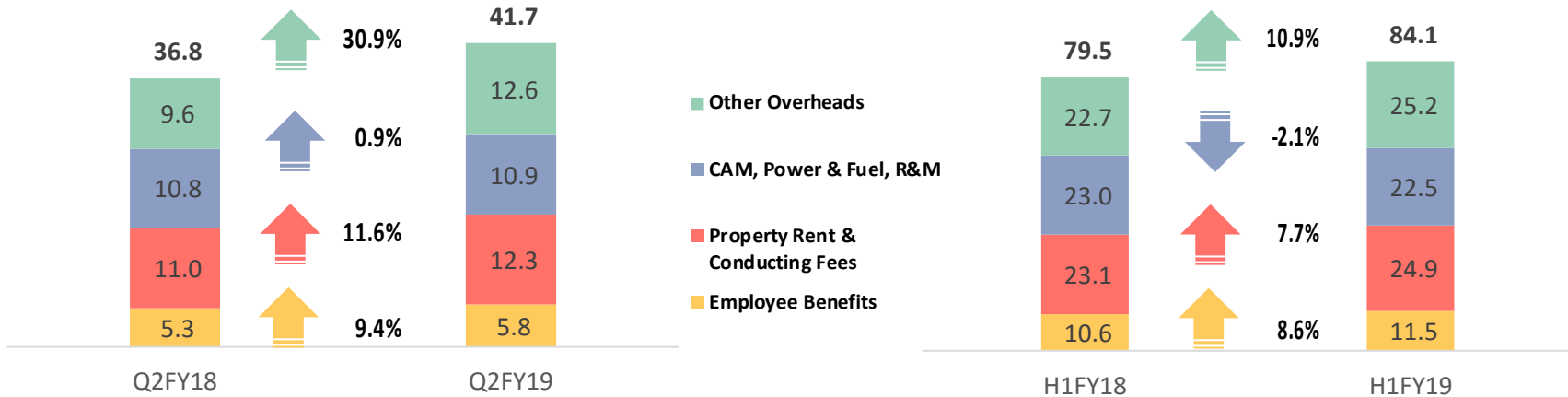


Film Distributor Share [%]



NBOC (Net Box Office Collections) , GBOC (Gross Box Office Collections)

Other Overheads Per Operating Screen (INR Lacs)



INOX Brings The IMAX Experience to Bengaluru RMZ Galleria Mall



- INOX opens its 5th IMAX screen in India, at Bengaluru RMZ Galleria Mall

- IMAX's cutting-edge projection system, which delivers crystal-clear images, coupled with IMAX's customized theatre geometry and powerful digital sound system, create a unique environment that will make audiences feel as if they are in the movie.

- At INOX, it's about living the movie and an association with IMAX only brings forth that philosophy to practice.

- INOX has redefined the way cinema is viewed in the country with the best of world-class technology, service and 7-star luxury.



New Properties Opened



Kakinada SRMT (9th Jul 2018)
5 Screens 915 Seats



Gurgaon Sapphire Mall (24th Jul 2018)
3 Screens 567 Seats



Pune Heritage Mall (1st Aug 2018)
2 Screens 428 Seats



Coimbatore Prozone (20th Aug 2018)
9 Screens 2057 Seats



Surat Reliance Mall (22nd Sep 2018)
3 Screens 539 Seats

New Properties Opened



Gorakhpur City Mall (24th Sep 2018)
3 Screens 742 Seats



Delhi Epicuria (29th Sep 2018)
3 Screens 117 Seats

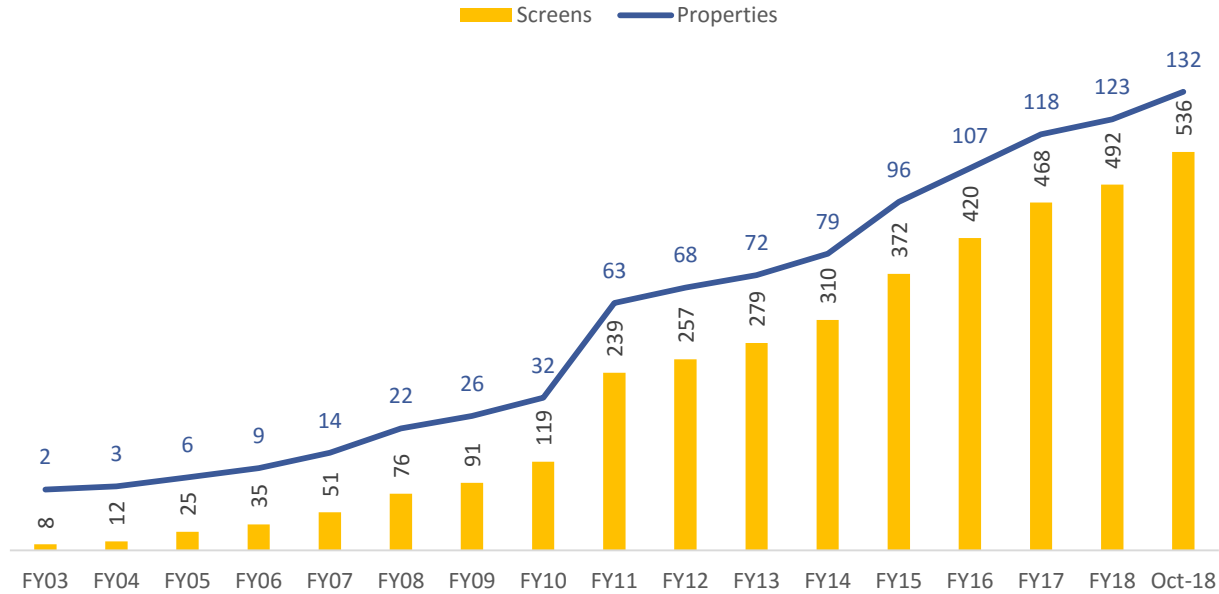


Mumbai Metro Cinema (6th Oct 2018)
2 Screens 94 Seats



Bangalore RMZ (12th Oct 2018)
5 Screens 1317 Seats

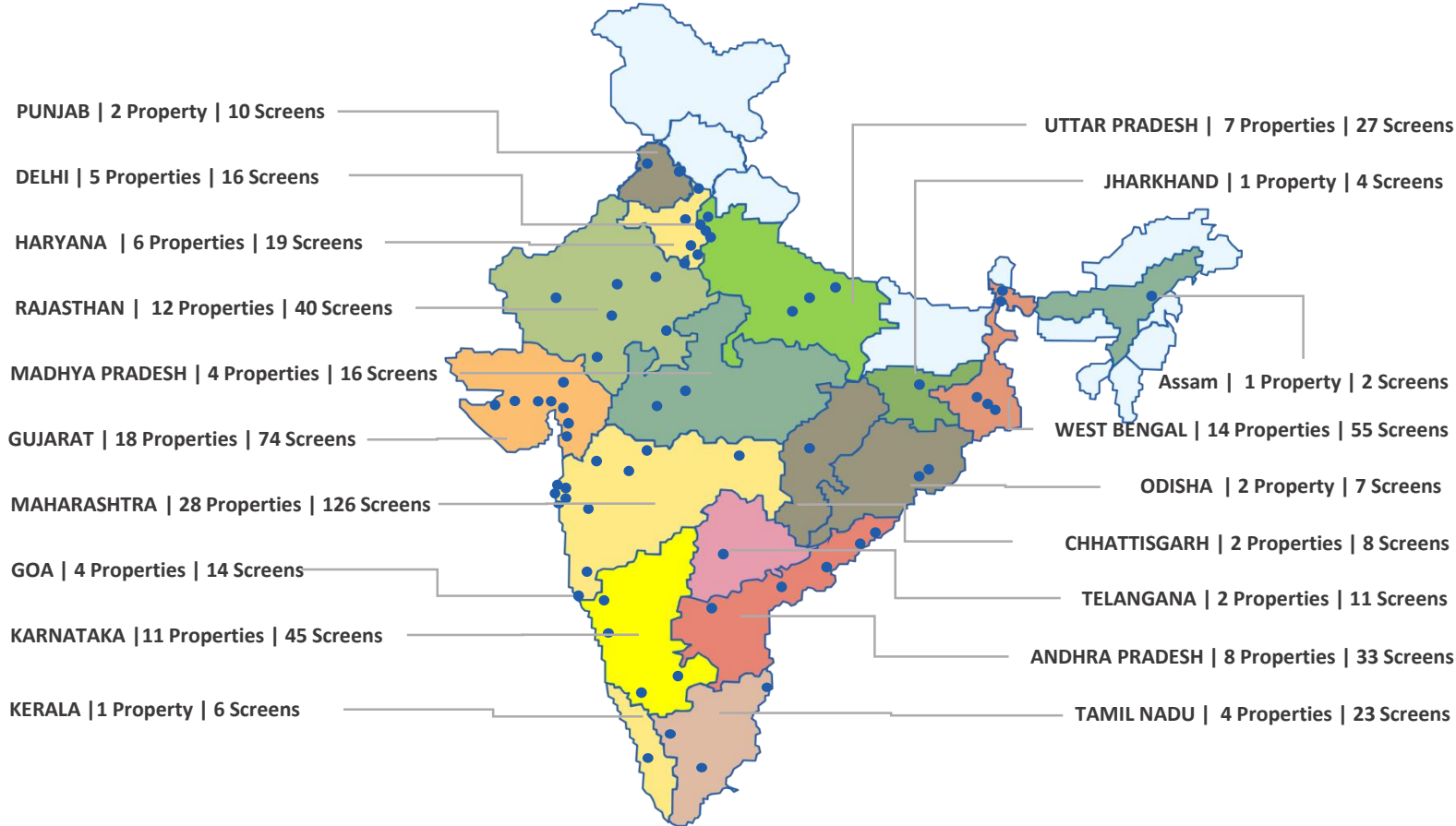
Property Opened till date in FY19	Opened	Property	Screens	Seats
Mumbai Palm Beach	Q1FY19	1	4	779
Cuttack SGBL Square Mall	Q1FY19	1	4	830
Zirakpur Dhillon Mall	Q1FY19	1	4	945
Q1FY19 Openings		3	12	2,554
Kakinada SRMT	Q2FY19	1	5	915
Gurgaon Sapphire	Q2FY19	1	3	567
Pune Heritage Mall (existing)	Q2FY19	-	2	428
Coimbatore Prozone	Q2FY19	1	9	2,057
Surat Reliance Mall	Q2FY19	1	3	539
Gorakhpur City Mall	Q2FY19	1	3	742
Delhi Epicuria	Q2FY19	1	3	117
Q2FY19 Openings		6	28	5,365
Mumbai Metro (existing)	Q3FY19	-	2	94
Bangalore RMZ Galleria	Q3FY19	1	5	1,317
Q3FY19 QTD Openings		1	7	1,411
YTD FY19 Openings		10	47	9,330



AVERAGE ADDITION OF 8 SCREENS EVERY QUARTER SINCE INCEPTION

Note: Includes Acquisition of 89 Cinemas in FY07, Fame in FY11 and Satyam in FY15

ONE OF THE LARGEST MULTIPLEX CHAIN OPERATOR IN INDIA



19
States

66
Cities

132
Properties

536
Screens

129,544
Seats

* Includes 8 management properties with 29 screens and 7,370 seats

FY19 Pipeline			
Properties	Properties	Screens	Seats
Mumbai Palm Beach (Opened 8th May'18)	1	4	779
Cuttack SGBL Square Mall (Opened 16th Jun'18)	1	4	830
Zirakpur Dhillon Mall (Opened 29th Jun'18)	1	4	945
Kakinada SRMT (Opened 9th Jul'18)	1	5	915
Gurgaon Sapphire (Opened 24th Jul'18)	1	3	567
Pune Heritage Mall (Existing: 1st Aug'18)	-	2	428
Coimbatore Prozone (Opened 20th Aug'18)	1	9	2,057
Surat Reliance Mall (Opened 22nd Sep'18)	1	3	539
Gorakhpur City Mall (Opened 24th Sep'18)	1	3	742
Delhi Epicuria (Opened 29th Sep'18)	1	3	117
Mumbai Metro (Existing, Opened 6th Oct'18)	-	2	94
Bangalore RMZ Galleria (Opened 12th Oct'18)	1	5	1,317
Gwalior	1	6	1,009
Jaipur	1	7	723
Kolkata	1	4	841
Gurgaon	1	4	120
Bhubaneshwar	1	4	938
Hyderabad	1	8	1,678
Total	16	80	14,639

	Properties	Screens	Seats
FY18	123	492	121,780
Adjustments**	(1)	(3)	(1,566)
FY19 Openings till date	10	47	9330
Expected - Nov18 to Mar19	6	33	5,309
FY19 Expected	138	569	134,853
Additions Post FY19	125	815	146,931
Leading to	263	1,384	281,784

**STRONG VISIBILITY FROM NEW SCREENS
PIPELINE BACKED BY SIGNED AGREEMENTS**

****Adjustments:**

- 449 seats reduced due to renovation in Nashik, Bangalore Garuda, Kolkata Southcity, Mumbai Malad and Jodhpur
- Discontinued Operations of Kota Om Cineplex (3 screens 1117 seats)




Andhadhun

Release Date:
5th October 2018
Cast: Ayushmann
Khurrana, Radhika Apte
Director: Sriram
Raghavan
Banner: Viacom18
Motion Pictures, Matchbox Pictures




Venom

Release Date:
5th October 2018
Cast: Tom Hardy, Riz
Ahmed
Director: Ruben
Fleischer
Banner: Avi Arad
Productions, Columbia
Pictures Corporation,
Marvel Entertainment




Aravinda Sametha
Veera Raghava

Release Date:
11th October 2018
Cast: N. T. Rama Rao
Jr., Pooja Hegde
Director: Trivikram
Srinivas
Banner: Haarika &
Hassine Creations




Badhaai Ho

Release Date:
18th October 2018
Cast: Ayushmann
Khurrana, Sanya
Malhotra
Director: Amit Sharma
Banner: Junglee
Pictures, Chrome
Pictures



Namaste England

Release Date:
18th October 2018
Cast: Arjun Kapoor,
Parineeti Chopra
Director: Vipul Shah
Banner: Pen India Ltd.,
Reliance
Entertainment,
Blockbuster Movie
Entertainers




Bazaar

Release Date:
26th October 2018
Cast: Saif Ali Khan, Rohan
Mehra
Director: Gaurav K
Chawla
Banner: KYTA
Productions, Emmy
Entertainment Pvt. Ltd



Bohemian Rhapsody

Release Date:
2nd November 2018
Cast: Rami Malek, Joseph Mazzello, Lucy Boynton
Director: Bryan Singer
Banner: GK Films, New Regency Pictures, Queen Films Ltd.




Thugs Of Hindostan

Release Date:
8th November 2018
Cast: Amitabh Bachchan, Aamir Khan, Katrina Kaif
Director: Vijay Krishna Acharya
Banner: Yash Raj Films




The Grinch (3D)

Release Date:
9th November 2018
Cast: Benedict Cumberbatch
Director: Yarrow Cheney, Scott Mosier
Banner: Universal Pictures, Illumination Entertainment, Perfect World Pictures



Fantastic Beasts: The Crimes of Grindelwald (3D IMAX)

Release Date:
16th November 2018
Cast: Eddie Redmayne, Katherine Waterston, Dan Fogler
Director: David Yates
Banner: Heyday Films, Warner Bros.



2.0

Release Date:
29th November 2018
Cast: Rajnikant, Akshay Kumar
Director: S Shankar
Banner: Lyca Productions



Creed II

Release Date:
30th November 2018
Cast: Tessa Thompson, Sylvester Stallone, Michael B. Jordan
Director: Steven Caple Jr.
Banner: Metro-Goldwyn-Mayer Studios, New Line Cinema, Warner Bros.

Total Dhamaal

Release Date:
7th December 2018
Cast: Ajay Devgan,
Reteish Deshmukh,
Arshad Warsi
Director: Indra Kumar
Banner: Ajay Devgn
Ffilms, Fox Star Studios,
Maruti International,
Shri Adhikari Bros



Mortal Engines (3D)

Release Date:
14th December 2018
Cast: Hugo Weaving,
Hera Hilmar, Robert
Sheehan
Director: Christian
Rivers
Banner: Media Rights
Capital (MRC),
Scholastic Productions,
Silvertongue Films




Zero

Release Date:
21st December 2018
Cast: Shahrukh Kkhan,
Katrina Kaif, Anushka
Sharma
Director: Anand L Rai
Banner: Red Chillies
Entertainment, Eros
International, Colour
Yellow Productions



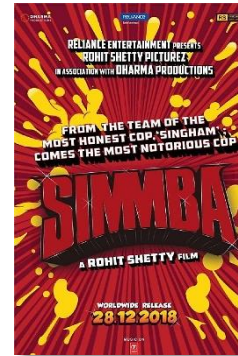
Bumblebee (3D)

Release Date:
21st December 2018
Cast: John Cena,
Hailee Stein Feld, John
Ortiz
Director: Travis Knight
Banner: Allspark
Pictures, Hasbro, Laika
Entertainment



Aquaman (3D IMAX)

Release Date:
28th December 2018
Cast: Jason Momoa,
Amber Heard, Nicole
Kidman
Director: James Wan
Banner: DC Comics, DC
Entertainment,
Panoramic Pictures




Simmba

Release Date:
28th December 2018
Cast: Ranveer Singh
Director: Rohit Shetty
Banner: Dharma
Productions, Reliance
Entertainment, Rohit
Shetty Picturez


Ad Astra

Release Date:
11th January 2019
Cast: Brad Pitt, Tommy Lee Jones, Donald Sutherland
Director: James Grey
Banner: New Regency Pictures, Keep Your Head, MadRiver Pictures



Uri

Release Date:
11th January 2019
Cast: Vicky Kaushal, Yami Gautam, Paresh Rawal
Director: Aditya Dhar
Banner: RSVP



Thackeray

Release Date:
23rd January 2019
Cast: Nawazuddin Siddiqui
Director: Abhay Phanse
Banner: Rauters Entertainment



Cheat India

Release Date:
25th January 2019
Cast: Emraan Hashmi, Shreya Dhanwanthary
Director: Soumik Sen
Banner: Ellipsis Entertainment, Emraan Hashmi Films, T-Series Super Cassettes Industries Ltd.



Manikarnika - The Queen Of Jhansi

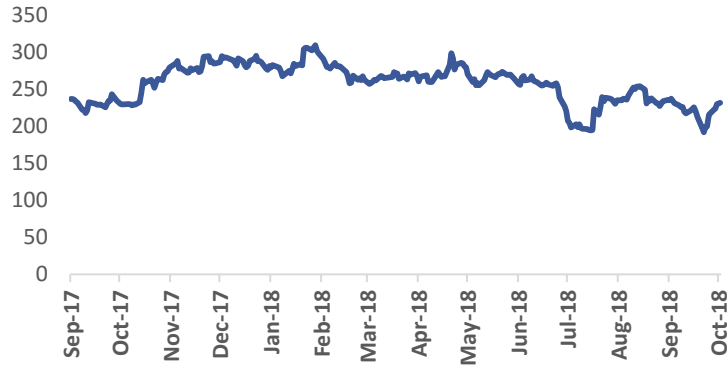
Release Date:
25th January 2019
Cast: Kangana Ranaut
Director: Krish
Banner: Zee Studios, Kairos Kontent Studios



Super 30

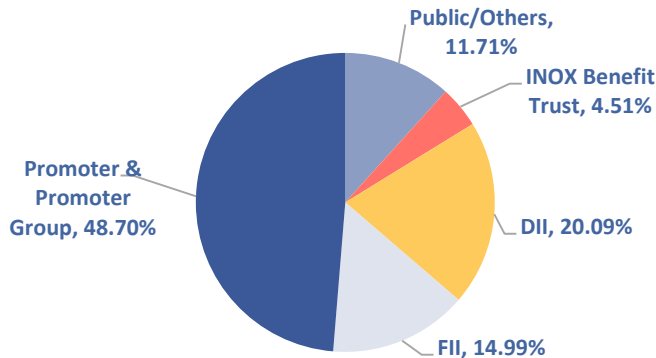
Release Date:
25th January 2019
Cast: Hrithik Roshan
Director: Vikas Bahl
Banner: Phantom Films, Reliance Entertainment, Nadiadwala Grandson Entertainment

Share Price Performance



Source: BSE

% Shareholding as of September 2018



Source: Company

Market Data

As on 19-Oct-18

No. of Shares Outstanding (Cr.)	9.6
Face Value (INR)	10.0
Price (INR)	231.4
52 week High/Low (INR)	326.00/189.65
Market Capitalisation (INR Cr.)	2,232

Source: BSE

Key Institutional Investors – September 2018

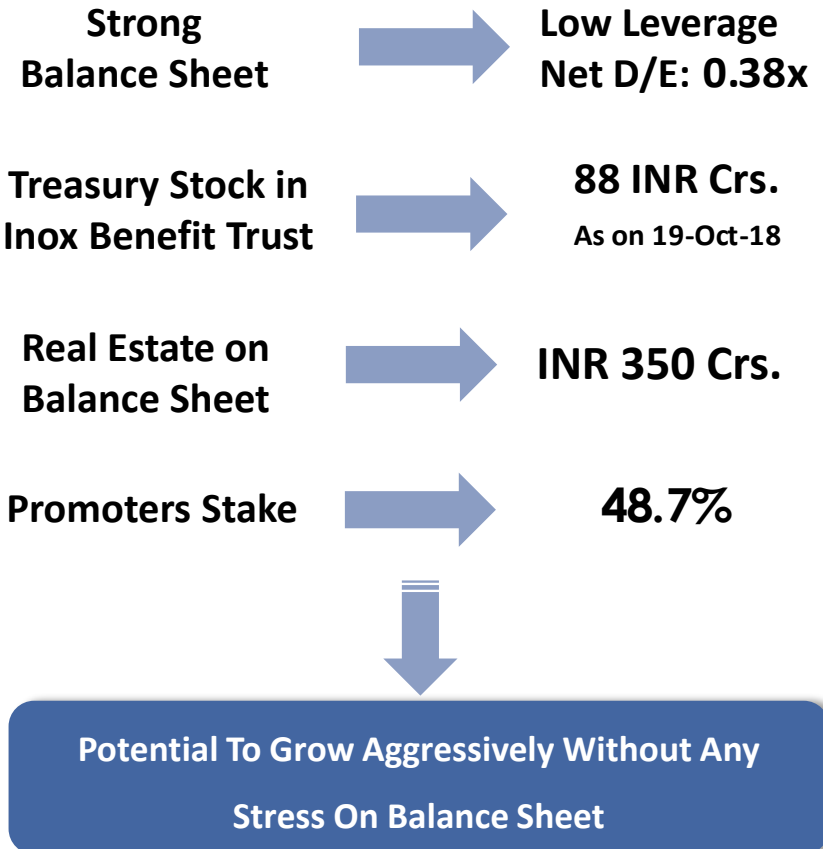
% Holding

HDFC MF	5.2%
Reliance MF	4.9%
Aditya Birla Sunlife	3.5%
DSP Blackrock MF	3.3%
Kuwait Investment Authority Fund	3.0%
Morgan Stanley	2.2%
Sundaram MF	1.8%
AADI Financial Advisors LLP	1.3%
RAMS Equities Portfolio Fund	1.3%
Taiyo Greater India Fund Ltd	1.2%
Cohesion India Best Ideas (Master) Fund Ltd	1.1%

Source: Company

Particulars (INR Crs.)	Sep-18	Mar-18
Share Capital	96.2	96.2
Other Equity	655.9	606.1
Interest in Inox Benefit Trust, at cost	(32.7)	(32.7)
Total Shareholder funds	719.4	669.6
Non-Controlling Interest	0.0	0.01
Total Equity	719.4	669.6
Total Debt	289.6	291.9
Other Non-Current Liabilities	86.4	88.9
Total Sources of Funds	1,095.4	1,050.4
Fixed Assets	892.9	825.7
Other Non-Current Assets	338.5	315.8
Current Assets	132.1	116.5
Cash & Cash Equivalents	13.9	26.9
Less: Current Liabilities	281.9	234.6
Net Current Assets	(135.9)	(91.1)
Total Assets	1,095.4	1,050.4

Key Balance sheet Ratios	Sep-18	Mar-18
Net Debt : Equity	0.38	0.40
Return on Equity (ROE)	#18.2%	#18.8%
Return on Capital Employed (ROCE)	13.26%	13.2%



• ROE (TTM): PAT/Avg. Equity, ROCE (TTM): EBIT/Avg. Capital Employed (Capital Employed = Equity + Total Debt)
 #Includes Tax write back pertaining to earlier years of ~Rs.54 crs.



FAST TICKETS



Annexure

Annexure: Consolidated P&L Statement



Particulars (INR Crs.)	Q2FY19	Q2FY18	YoY %	Q1FY19	QoQ %	H1FY19	H1FY18	YoY %	FY18
Revenue from Operations	365.3	311.3	17.4%	414.9	-12.0%	780.3	698.7	11.7%	1,348.1
Exhibition Cost	95.1	88.5	7.6%	109.7	-13.3%	204.8	195.5	4.8%	367.3
Food & Beverages Cost	25.3	16.8	51.1%	27.2	-6.9%	52.5	37.2	41.1%	74.4
Employee Benefits Expense	27.9	23.3	19.6%	26.3	6.1%	54.1	46.3	17.1%	96.4
Lease Rental & Hire Charges	59.2	48.5	22.0%	57.7	2.6%	116.8	100.6	16.1%	203.8
CAM, Power & Fuel, R&M	52.4	47.5	10.4%	53.2	-1.5%	105.7	100.1	5.6%	188.2
Other Expenses	60.6	42.3	43.1%	57.4	5.6%	118.0	98.6	19.6%	207.7
EBITDA	44.8	44.4	0.8%	83.5	-46.3%	128.3	120.3	6.7%	210.4
EBITDA Margin %	12.3%	14.3%	-201 bps	20.1%	-786 bps	16.4%	17.2%	-77 bps	15.6%
Depreciation & Amortisation	23.4	21.5	8.9%	22.7	3.1%	46.1	43.0	7.2%	86.7
Impairment Loss on PP&E	-	0.7	-100.0%	-	-	-	1.3	-100.0%	3.1
Other Income	3.7	2.9	29.6%	2.8	32.5%	6.6	5.2	26.0%	14.5
Finance Cost	6.8	7.3	-7.6%	6.9	-2.3%	13.7	14.5	-5.7%	28.9
Exceptional Items	-	-	-	-	-	-	-	-	8.5
Share of Profit from Joint Ventures	-	(0.0)	-100.0%	-	-	-	(0.0)	-100.0%	(0.0)
PBT	18.4	17.8	3.0%	56.7	-67.6%	75.1	66.7	12.5%	97.6
Current Tax	3.52	6.7	-47.5%	18.6	-81.0%	22.1	24.5	-9.9%	32.5
Deferred Tax	2.88	(0.6)	-621.8%	1.1	158.2%	4.0	(1.6)	-348.8%	4.2
Tax pertaining to earlier years	-	-	-	-	-	-	-	-	(53.7)
PAT	12.0	11.7	2%	37.0	-68%	49.0	43.8	12%	114.6
PAT Margin %	3.3%	3.8%	-48 bps	8.9%	-564 bps	6.3%	6.3%	1 bps	8.5%
Earnings Per Share (EPS)	1.30	1.28	2%	4.03	-68%	5.33	4.77	12%	12.49

All figures in INR Crs., unless specified

Annexure: Consolidated Balance Sheet Statement



Equity & Liabilities (INR Crs.)	Sep-18	Mar-18
Equity:		
Equity Share Capital	96.2	96.2
Other Equity	655.9	606.1
Interest in Inox Benefit Trust, at cost	(32.7)	(32.7)
Equity attributable to owners of the company	719.4	669.6
Non-Controlling Interest	0.0	0.01
Total Equity	719.4	669.6
Non-current liabilities:		
Borrowings	234.7	252.4
Other Financial Liabilities	2.3	3.1
Provisions	11.4	10.1
Other Non-current Liabilities	72.7	75.7
Total of Non-Current Liabilities	321.1	341.3
Current Liabilities:		
Borrowings	19.6	-
Trade Payables	132.8	113.2
Other Financial Liabilities	115.5	105.7
Other Current Liabilities	54.0	38.2
Provisions	13.3	14.8
Income Tax Liabilities (Net)	1.7	2.1
Total of Current Liabilities	336.8	274.1
Total Equity & Liabilities	1,377.3	1,285.0

Assets (INR Crs.)	Sep-18	Mar-18
Non-Current Assets:		
Property, Plant & Equipment	788.1	742.7
Capital work-in-progress	76.9	53.9
Goodwill	17.5	17.5
Other Intangible Assets	10.3	11.5
Investments in Joint Ventures	-	-
Other Investments	0.7	1.2
Loans	90.2	74.2
Other Financial Assets	77.1	67.5
Deferred Tax Assets (Net)	68.8	81.1
Tax Assets (Net)	8.8	9.1
Other Non Current Assets	92.9	82.7
Total Non Current Assets	1,231	1,142
Current Assets:		
Inventories	11.4	9.4
Other Investments	0.5	12.4
Trade Receivables	84.8	76.1
Cash and Bank Balances	11.5	13.3
Bank Balances Other than above	2.3	1.7
Loans	5.4	5.9
Other Financial Assets	0.1	0.2
Other Current Assets	30.0	24.4
Total Current Assets	146.0	143.4
Total Assets	1,377.3	1,285.0

Business Overview

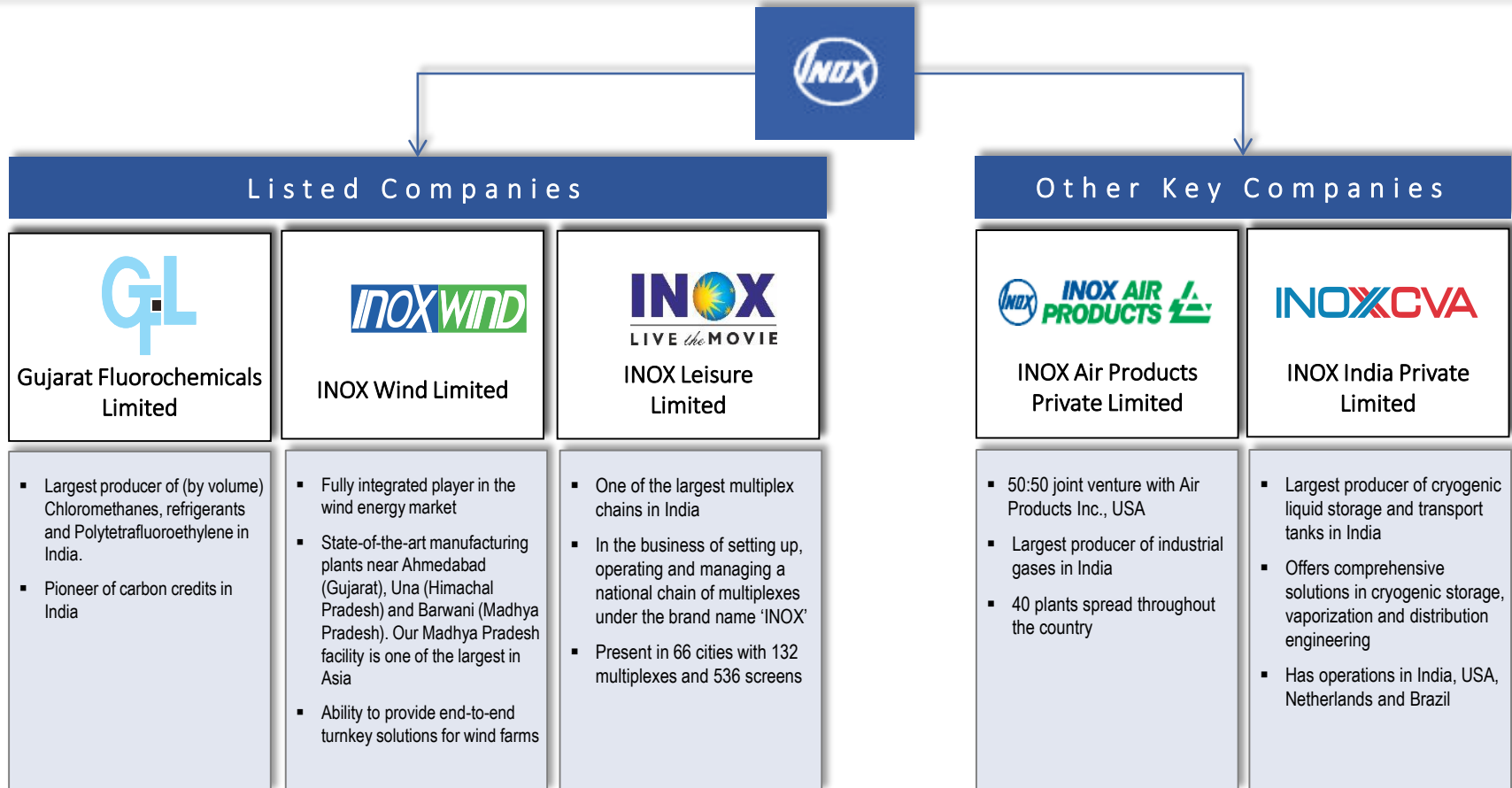
- Inox Leisure Limited (ILL), incorporated in 1999, is one of the largest multiplex operator in India
- ILL is a part of Inox Group which is diversified across industrial gases, engineering plastics, refrigerants, chemicals, cryogenic engineering, renewable energy and entertainment sectors
- ILL currently operates 132 properties (536 screens and 129544 seats) located in 66 cities across India, being the only multiplex operator having such a diverse presence across PAN India
- The company accounts for 19% share of the multiplex screens in India and ~11% share of domestic box office collections
- The company has aggressively scaled up through organic and inorganic expansion over last decade growing from 2 properties – 8 screens in FY03 to 132 properties – 536 screens at present, on an average adding 8 screens every quarter since inception.

Key Strengths

- One of the largest multiplex chains in India
- Most diversified distribution of multiplexes in India
- Premium multiplex properties, state of the art technology and unmatched service and ambience
- Strong partnerships with more than 50 leading Indian and Global brands, offering high growth potential for advertising and other ancillary revenues
- Strong management team and recognized and trusted corporate group

Strong Financials

- Consolidated Revenues, EBITDA and PAT were Rs 1,348.1 cr, Rs 210.4 cr and Rs 114.6 cr in FY18
- Strong balance sheet with Gross Debt of Rs 291.9 cr, Net Debt of Rs 265 cr and Equity of Rs 669.6 cr in FY18 with net D/E ratio of 0.40x



- **90 Year track record of consistent business growth**
- **USD \$3 Billion Inox Group diversified across 7 different businesses**

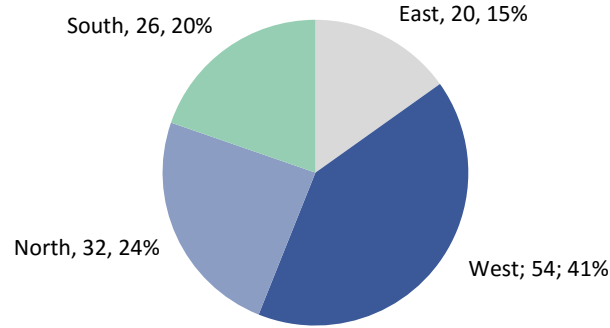
- **10,000+ employees at 150+ business units across India**
- **Distribution network spread over 50+ countries**

Well Diversified Distribution of Multiplexes across India

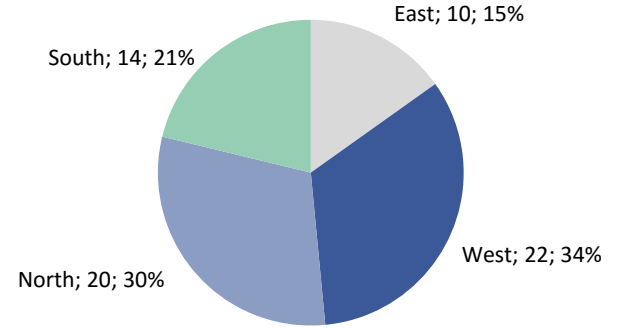
Access to Wide Variety of Regional Content

Lower Dependency on Hindi and English Content

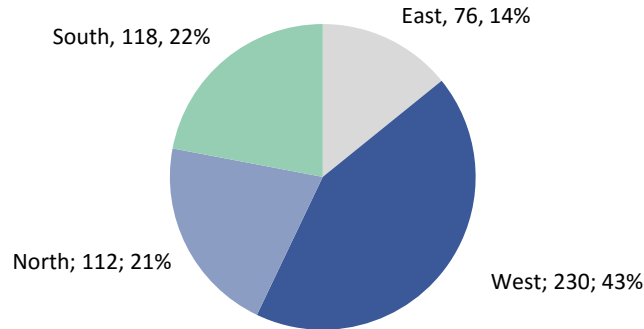
132 Properties



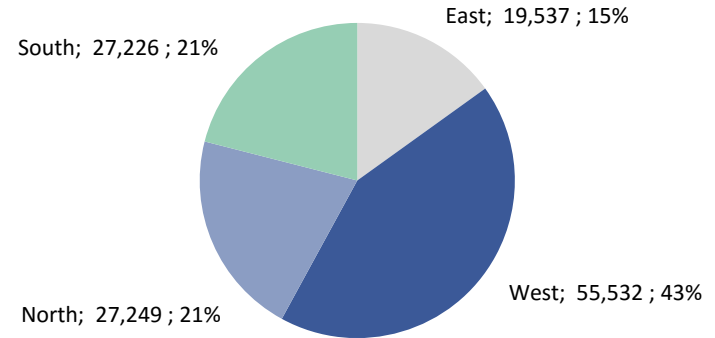
66 cities



536 Screens



129,554 Seats



Includes 8 management properties with 29 screens and 7,370 seats

Annexure: Strong Brand Partnerships



BFSI

FMCG

CONSUMER DURABLES

AUTOMOBILES

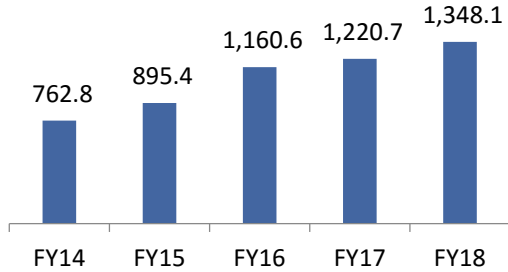
GEC

ECOMMERCE & TELECOMM.

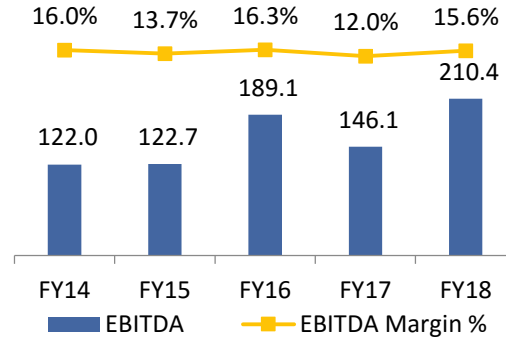
OTHERS



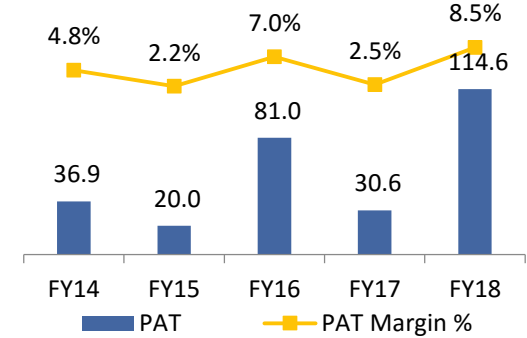
REVENUES



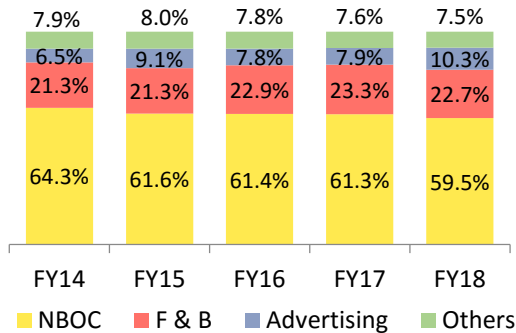
EBITDA



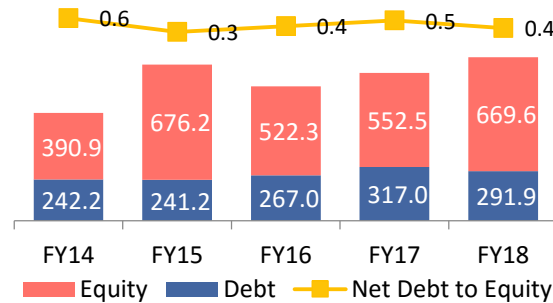
PAT



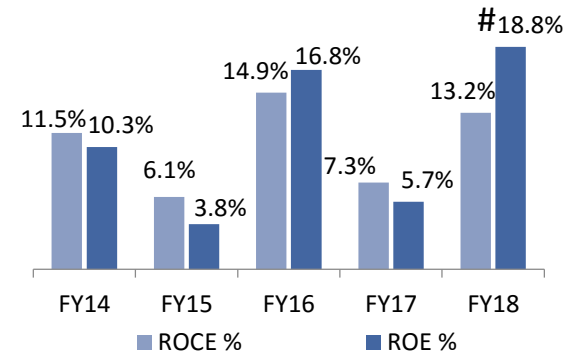
REVENUES - SEGMENT BREAKUP



LEVERAGE ANALYSIS



RETURN METRICS



ROE: PAT/Avg. Equity, ROCE: EBIT/Avg. Capital Employed [(Capital Employed = Equity + Total Debt)
 Net Debt = Total Debt – Cash – Bank – Liquid MF Investments

Includes Tax write back pertaining to earlier years of ~Rs.54crs



Thank You
Balesh Talapady
GM – Business Analysis
INOX Leisure Ltd.
Contact+91-22-4062 6927
Email: balesh.talapady@inoxmovies.com

INOX

LIVE *the* MOVIE