

SCRIP NAME: SRGHFL; SCRIP CODE: 534680; ISIN NO: INE559N01010

Date: August 3, 2023

To,
BSE Ltd.
Phiroze Jeejeebhoy Towers,
Dalal Street,
Mumbai- 400001

Respected Sir/Madam,

Subject: Investor Presentation- June, 2023

Pursuant to Regulation 30 of the SEBI (Listing Obligations and Disclosure Requirements) Regulations, 2015, we hereby provide the Investor Presentation (Performance Highlights) for the quarter ended June 30, 2023.

The investor presentation is also made available on Company's website www.srghousing.com

Kindly take the same on record.

Thanking You,

With Regards,

Yours faithfully,
For SRG Housing Finance Limited

Divya Kothari
Company Secretary
M No:- A57307
Encl:- as above.

SRG HOUSING FINANCE LTD

Always with you

SRG HOUSING FINANCE LIMITED

Q1FY24 PERFORMANCE HIGHLIGHTS

For Quarter ended June 2023

अपने घर में,
अपनों के साथ ।



DISCLAIMER

The information contained in this presentation is only current as of its date. Please note that the past performance of the company is not and should not be considered as, indicative of future results.

This presentation may contain certain statements of future expectations and other forward-looking statements, including those relating to our general business plans and strategy, our future financial condition and growth prospects and future developments in our sector and our competitive and regulatory environment. In addition to statements which are forward looking by reason of context, the words 'may', 'will', 'should', 'expects', 'plans', 'intends', 'anticipates', 'believes', 'estimates', 'predicts', 'potential' or 'continue' and similar expressions identify forward looking statements. All forward looking statements are subject to risks, uncertainties and assumptions that could cause actual results, performances or events to differ materially from the results contemplated by the relevant forward looking statement. The factors which may affect the results contemplated by the forward looking statements could include, amongst others, future changes or developments in (i) the Company's business, (ii) the Company's competitive environment, and (iii) political, economic, legal and social conditions in India.

The Company assumes no responsibility to publicly amend, modify or revise any forward looking statements on the basis of any subsequent developments, information or events or otherwise. Unless otherwise stated in this document, the information contained herein is based on management information and estimates.

The information contained herein is subject to change without notice and past performance is not indicative of future results. Company may alter, modify or otherwise change in any manner the content of this presentation, without obligation to notify any person of such revision or changes. This presentation may not be copied and disseminated in any manner.

**Touched AUM of Rs 474.4 crore as on 30 June 2023
Strong jump of Rs 36 cr QoQ**

Best in class NIMs (11.33% for FY23 and 2.98% for Q1FY24)

**Focused on small ticket loans (ATL: less than Rs.6 lacs)
and low LTV (less than 40% as of Q1FY23)**

**Company has launched ESOPs during the quarter for
eligible employees**

**Company is focused on achieving Rs 700-750 cr AUM over
the next 12-18 months with sustainable business metrics**

ABOUT US

Established in 1999, we are a strong retail affordable housing finance company with rich expertise and experience. We primarily cater to the underserved rural and semi urban populace in central and western India. We are engaged in providing Individual Housing Loans and Loan Against Property and are the first company in Rajasthan to get registered with National Housing Bank (NHB).

As on 30 June 2023, SRG Housing Finance is present across 5 states namely Rajasthan, Madhya Pradesh, Gujarat, Delhi and Maharashtra with 62 branches. Our AUM as of 30 June 2023 stood at Rs 474.4 crore.

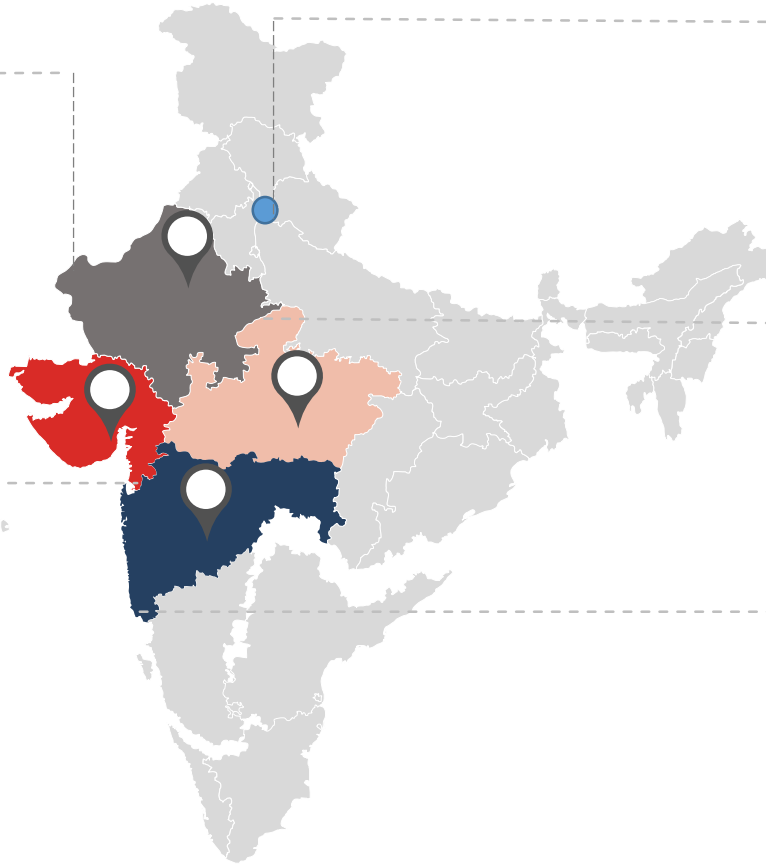
OUR NETWORK

Rajasthan (28 branches)

Banswara, Sagwara, Salumber, Jodhpur, Chittorgarh, Sumerpur, Bijainagar, Udaipur, Jaipur, Sirohi, Rajsamand, Pali, Kishangarh, Kota, Bhilwara, Beawar, Shahpura (Bhilwara), Shahpura (Jaipur), Begun, Jaitaran, Kekri, Gangapur (Bhilwara), Partapur, Sojat, Dhairyawad, Fatehnagar, Nimbhaera, Sabla

Gujarat (15 branches)

Ahmedabad, Surat, Mehsana, Palanpur, Nadiad, Vadodara, Valsad, Bharuch, Himmatnagar, Bhavnagar, Anand, Rajkot, Jamnagar, Navsari, Junagarh



New Delhi (1 branch)

Madhya Pradesh (17 branches)

Mandsaur, Ratlam, Manasa, Neemuch, Shamgarh, Ujjain, Ashta, Indore, Dewas, Burhanpur, Badnawar, Alot, Khargone, Khandwa, Sehore, Nagda, Sanawad

Maharashtra (corporate office)

Mumbai

62

Branches across 5 States/UT

KEY HIGHLIGHTS FOR Q1FY24

Rs 53 cr.

Highest ever disbursement
in first quarter

11.96%

Spread earned in Q1

Rs.474 cr.

AUM as on 30 June 2023

Rs.105.9

Book Value per share
as on 30 June 2023

Rs.218 cr.

Loans Disbursed
on a TTM basis

Rs.137.7 cr.

Shareholder Funds as
on 30 June 2023

PERFORMANCE HIGHLIGHTS FOR Q1FY24

- Gross Loan Book reaches Rs 474.4 Cr (+35.9% YoY)
- Loan Disbursal of Rs. 53.11 Cr (+105% YoY) during Q1
- Net Interest Income (NII) is Rs 13.6 cr for Q1
- CRAR 34.04% as on 30 June 2023
- NNPA stood at 0.49% and GNPA at 2.47%
- Average Lending rate 23% against borrowing cost of 11.04%
- Loan Spread continued to remain strong at ~12%
- Shareholders Funds on Jun 30, 2023 : Rs.137.7 Crore (+16.1% YoY)
- Return on Average Equity (ROAE) for the quarter is 3.25%
- Debt Equity Ratio / Gearing Ratio is 2.93 times

Credit Rating BBB (Stable) from CARE

KEY FINANCIAL HIGHLIGHTS

Rs in crore

S.N.	Particulars	Q1FY24 (3M)	Q1 FY23 (3M)	FY23 (12M)	FY22 (12M)
1	New Approvals	54.69	26.58	201.94	88.79
2	Disbursements	53.11	25.92	190.73	84.89
3	Outstanding Loan Book	474.40	349.05	438.36	340.01
4	Interest Income	24.53	19.15	81.26	72.95
5	Fees & Other Income	2.32	1.97	12.57	7.51
6	Total Income	26.85	21.12	93.83	80.46
7	Interest Expenditure	10.93	8.05	37.15	30.55
8	Other Expenditure	10.01	7.02	33.47	24.03
9	Total Expenditure	20.94	15.07	70.62	54.58
10	Profit Before Tax & Provision	5.91	6.05	23.21	25.88
11	Net Interest Income	13.60	11.10	44.11	42.40
12	Provision For SA & NPA	0.70	0.13	2.17	0.35
13	Profit Before Tax	5.21	5.92	21.04	25.53

KEY FINANCIAL HIGHLIGHTS

Rs in crore

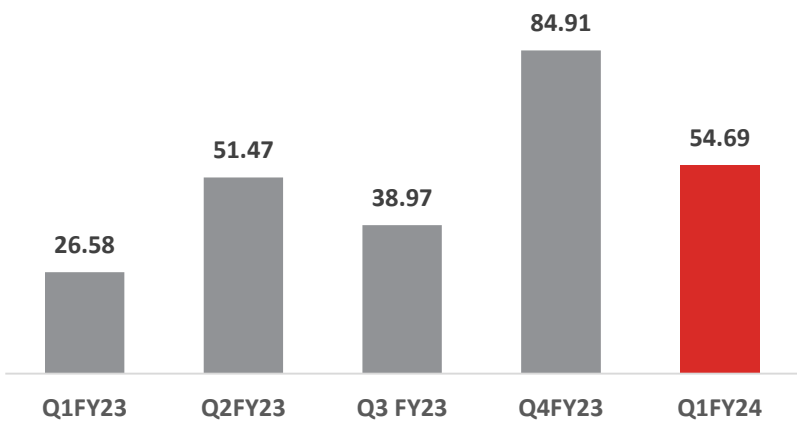
Sr. No.	Particulars	Q1 FY24 (3M)	Q1 FY23 (3M)	FY23 (12M)	FY22 (12M)
14	Provision For Taxation & DTL	0.81	1.01	3.98	5.21
15	Profit After Tax	4.40	4.91	17.06	20.32
16	Other Comprehensive Income(Net Of Tax)	0.03	(0.03)	(0.03)	(0.19)
17	Total Comprehensive Income	4.43	4.88	17.03	20.13
18	Earning Per Share (Rs)	3.38	3.78	13.12	15.63
19	Gross NPA	11.72	8.54	10.97	8.40
20	Gross NPA Ratio(%)	2.47	2.45	2.50	2.47
21	Net NPA	2.26	1.41	2.18	1.41
22	Net NPA Ratio(%)	0.49	0.41	0.51	0.42

KEY FINANCIAL RATIOS

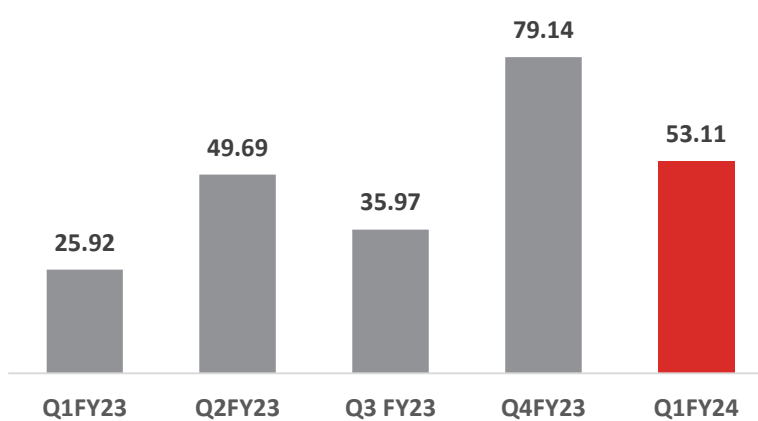
Sr. No.	Particulars	Q1 FY24 (3M)	Q1 FY23 (3M)	FY23 (12M)	FY22 (12M)
1	Return on Average Assets (%)	0.82	1.16	3.66	5.01
2	Return on Average Equity (%)	3.25	4.23	13.81	19.6
3	Earning Per Share (Rs.)	3.38	3.78	13.12	15.63
4	Net Interest Margin (%)	2.98	3.22	11.33	12.74
5	Borrowing Cost (%)	11.04	10.73	10.82	10.56
6	Spread (%)	11.96	12.42	12.20	12.60
7	Cost Income Ratio (%)	62.88	53.71	59.05	48.13
8	Capital Adequacy Ratio (%)	34.04	39.65	36.44	38.30
	Tier-I (%)	33.63	39.26	36.00	37.91
	Tier-II (%)	0.41	0.39	0.44	0.39
9	Average Lending Rate (%)	23.00	23.15	23.02	23.16
10	GNPA (%)	2.47	2.45	2.50	2.47
11	NNPA (%)	0.49	0.41	0.51	0.42

KEY PERFORMANCE INDICATORS (1/3)

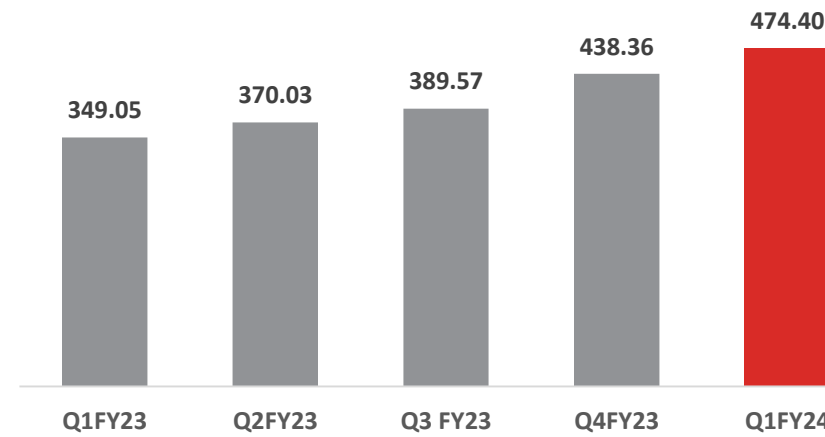
New Approvals (Rs. Crore)



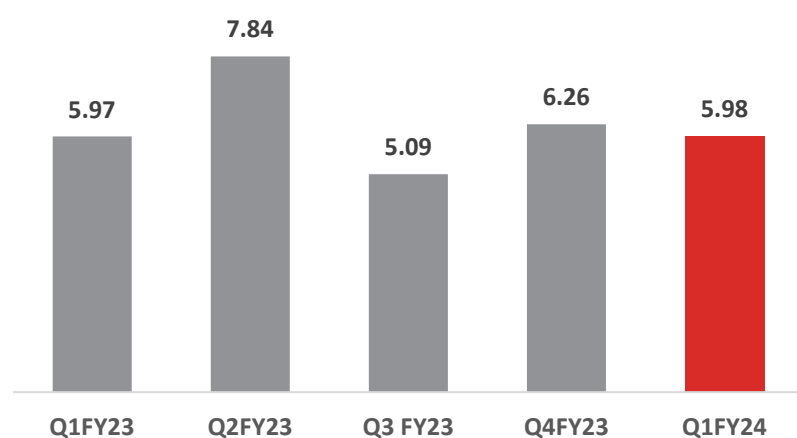
Disbursements (Rs. Crore)



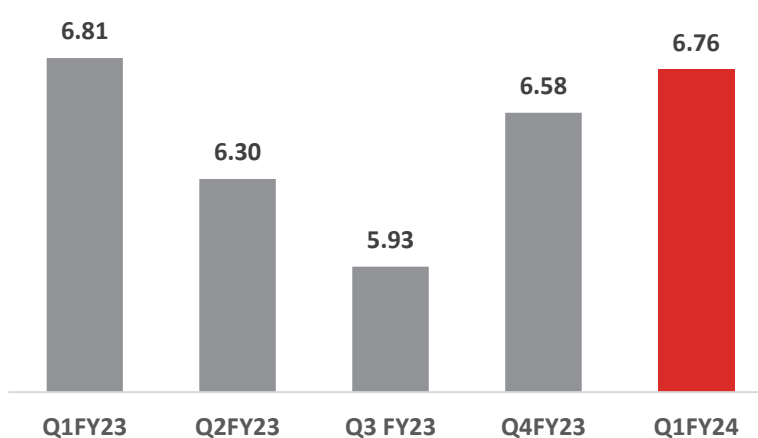
AUM (Rs. Crore)



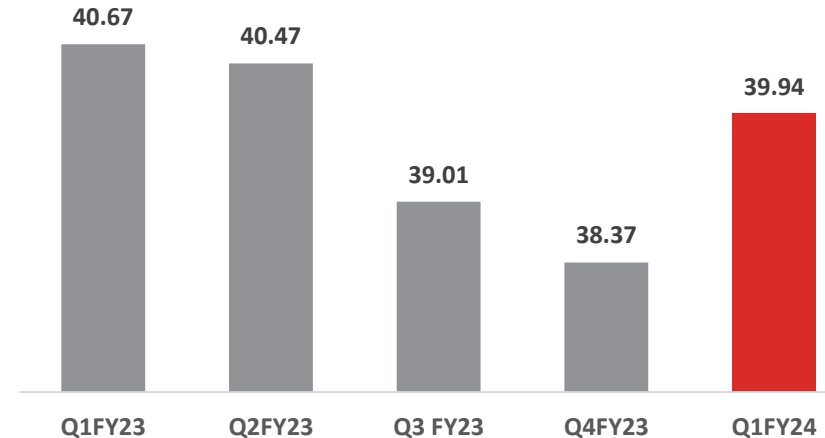
Average Ticket Size (Rs. Lakhs)



Average Tenure (Years)

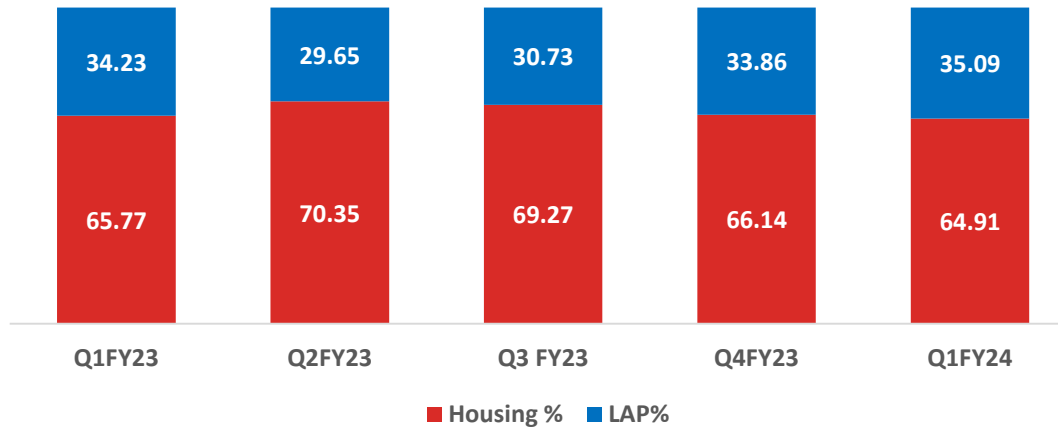


Average LTV (%)

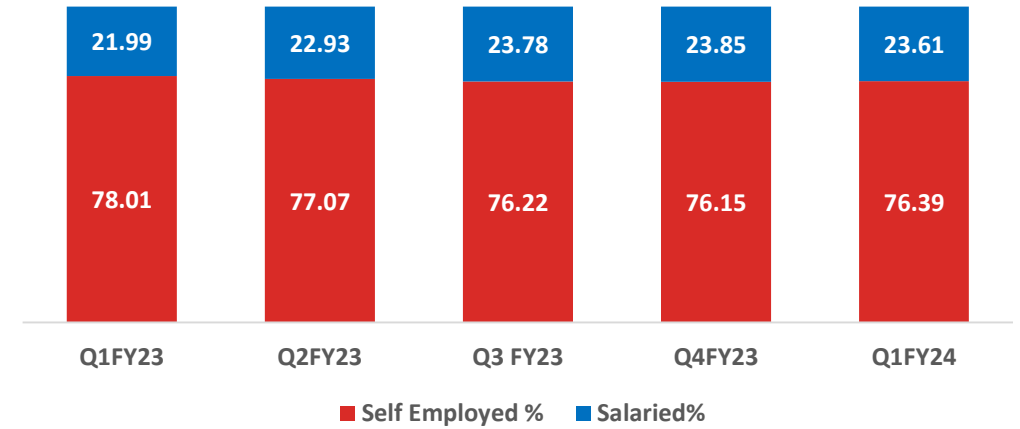


KEY PERFORMANCE INDICATORS (2/3)

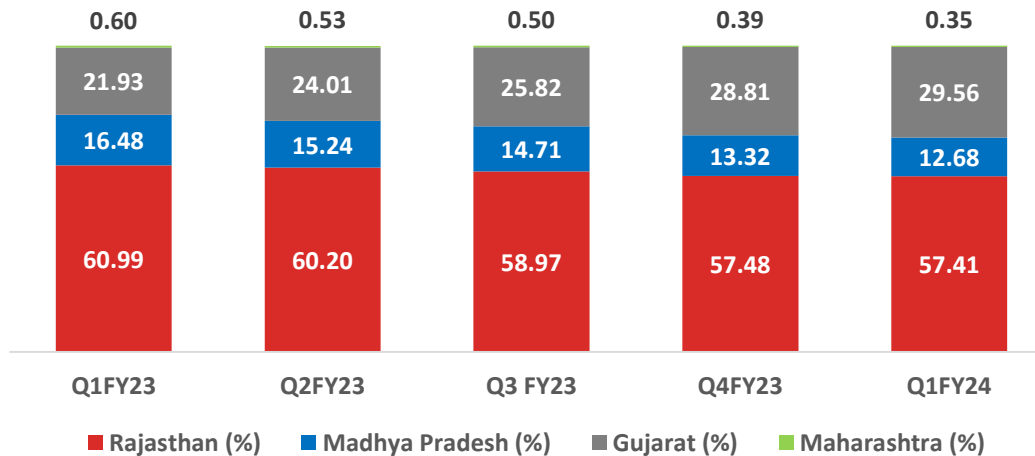
Loan book break up - Product Category (%)



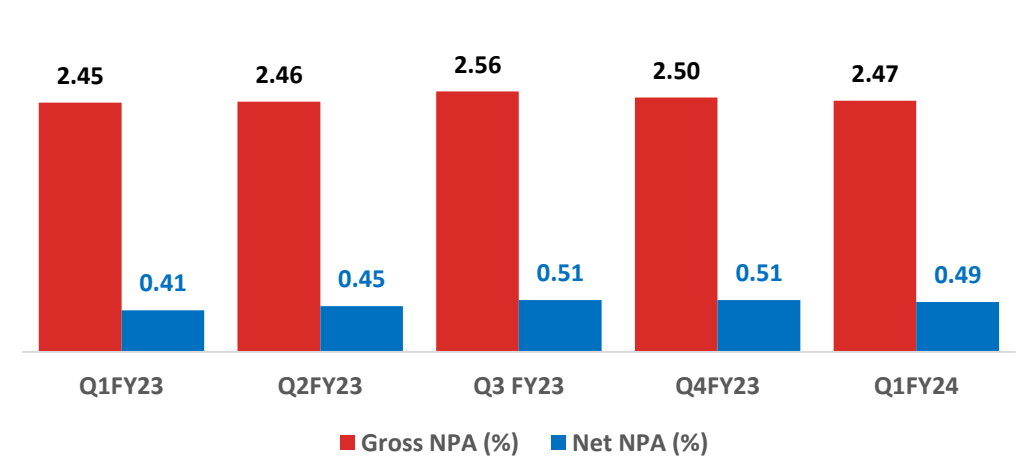
Loan book break up - Customer Profile (%)



State Wise Loan Book (%)

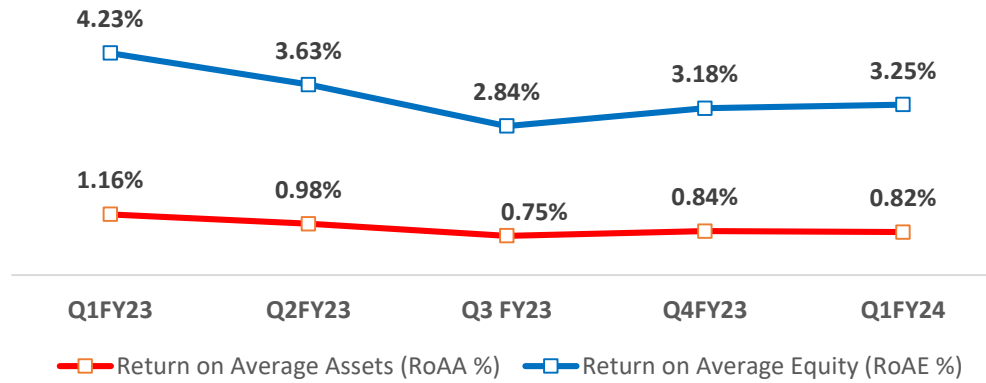


Gross NPA / Net NPA (%)

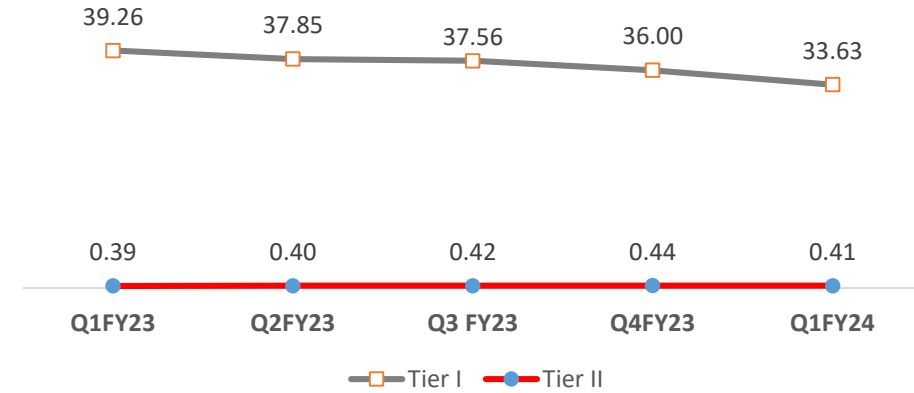


KEY PERFORMANCE INDICATORS (3/3)

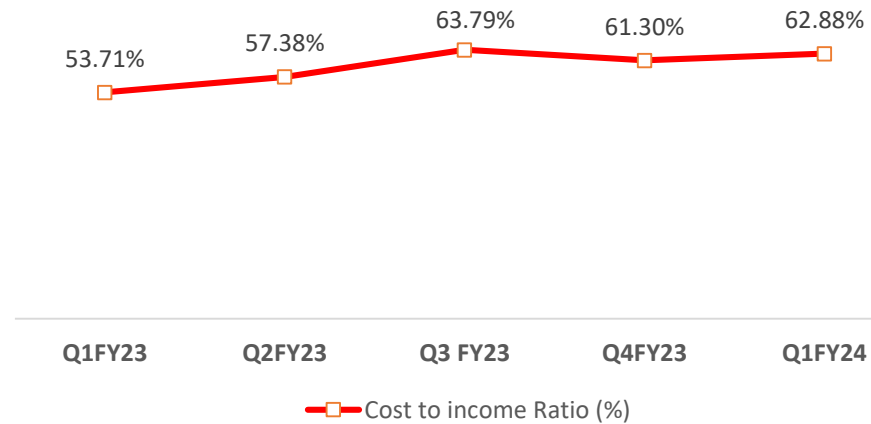
Return Ratios (%)



Capital Adequacy



Cost to Income Ratio (%)



LIQUIDITY & FUNDING PROFILE

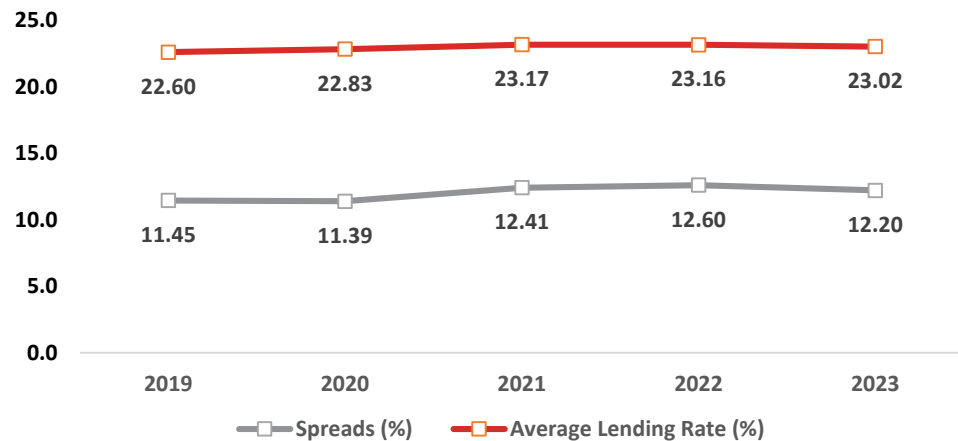
Extract of Liquidity Position (Rs cr)

Particulars	30 Jun'23	31 Mar'23
Cash and Bank balance*	6.98	4.96
Investment in Bonds, Mutual Fund and shares	22.96	11.89
Unutilized CC limit	3.5	3.50
Undrawn sanction	70	80.00
Total	103.44	100.35

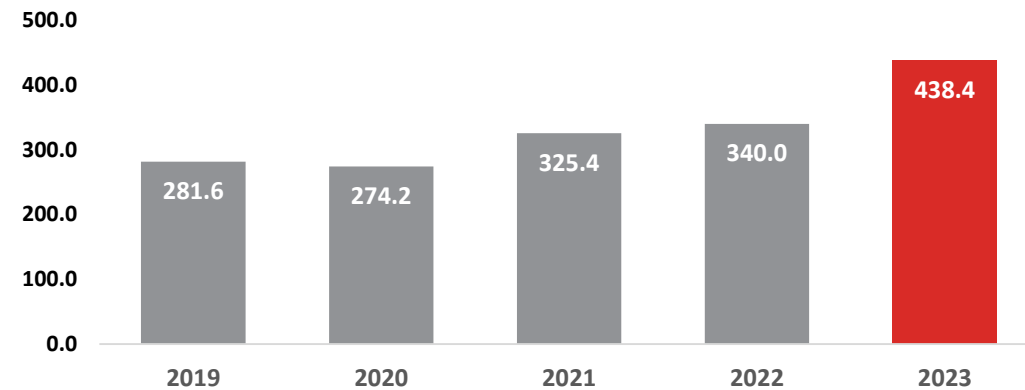
*Note: Cash and Bank Balance does not includes FDR amounting to Rs. 19.84 cr pledged with Lenders.

ANNUAL PERFORMANCE BAROMETER (1/2)

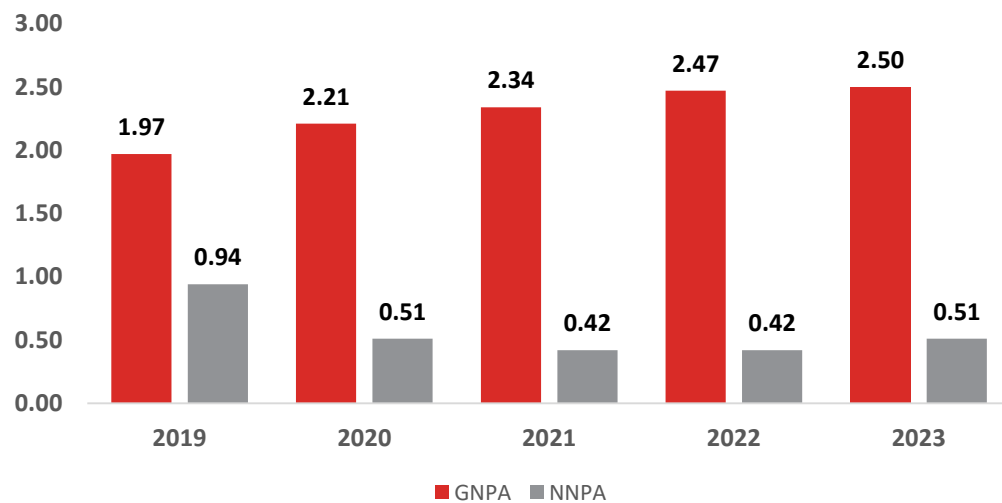
Lending Rates & Spreads (%)



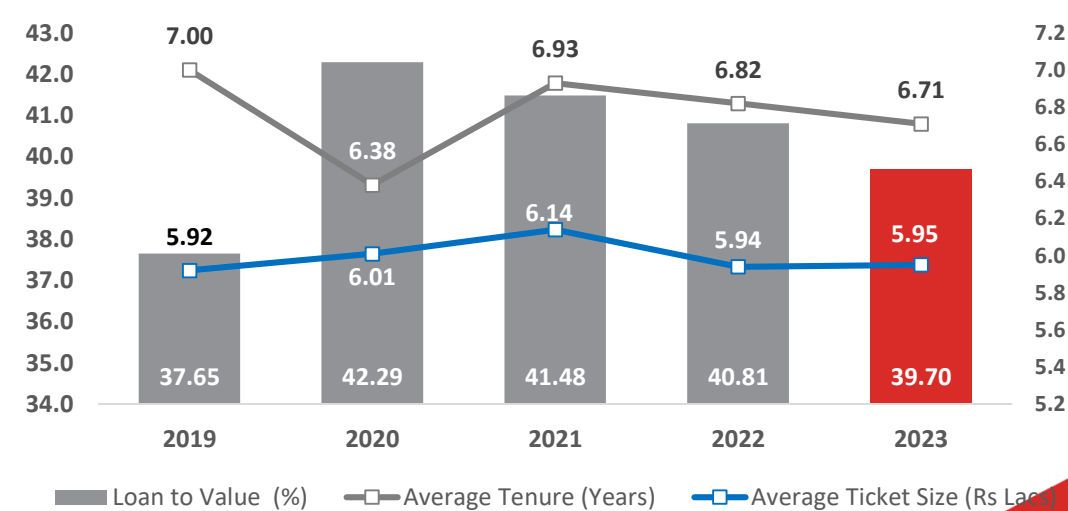
Loan Book Rs (Cr)



GNPA / NNPA

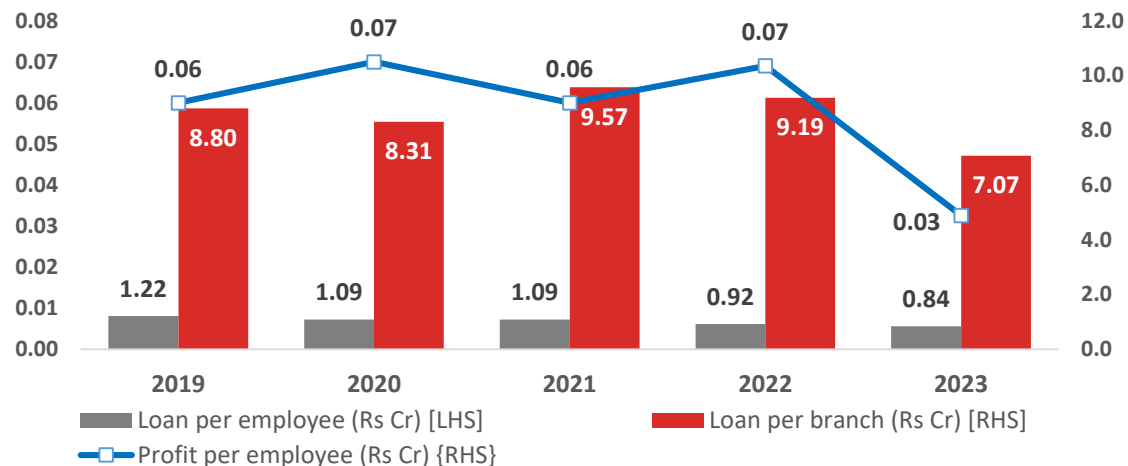


LTV, Avg Tenure, Avg Ticket Size

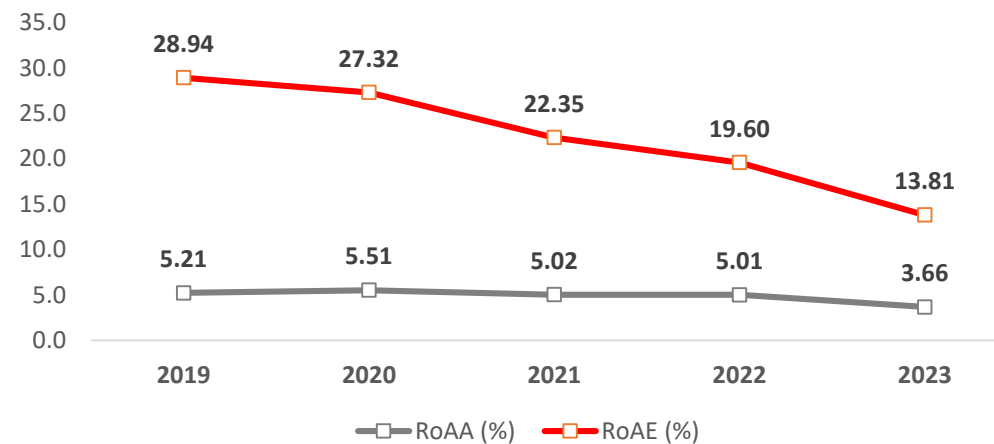


ANNUAL PERFORMANCE BAROMETER (2/2)

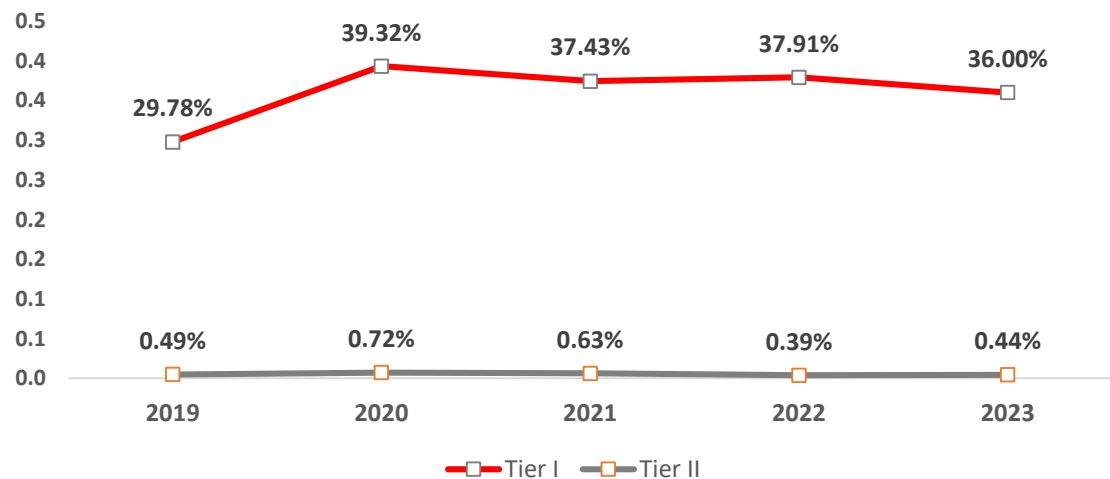
Per branch / Per employee metrics



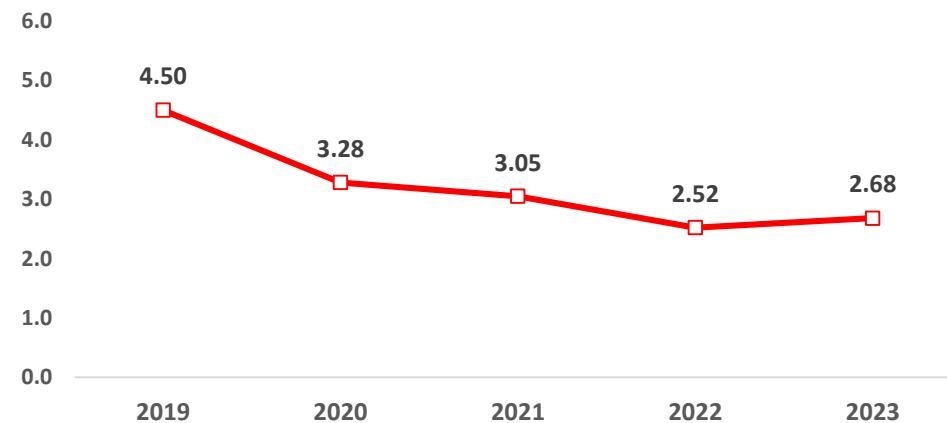
Return Ratios (%)



Capital Adequacy

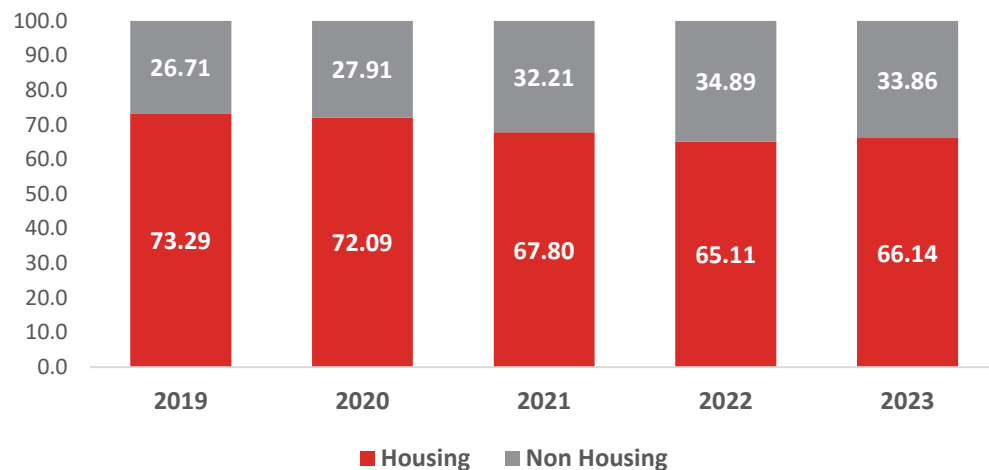


Leverage (x)

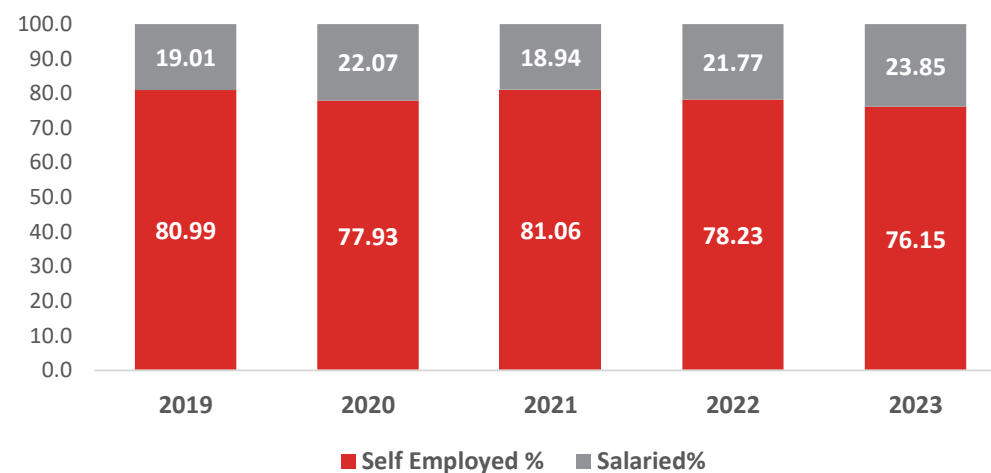


LOAN BOOK MIX

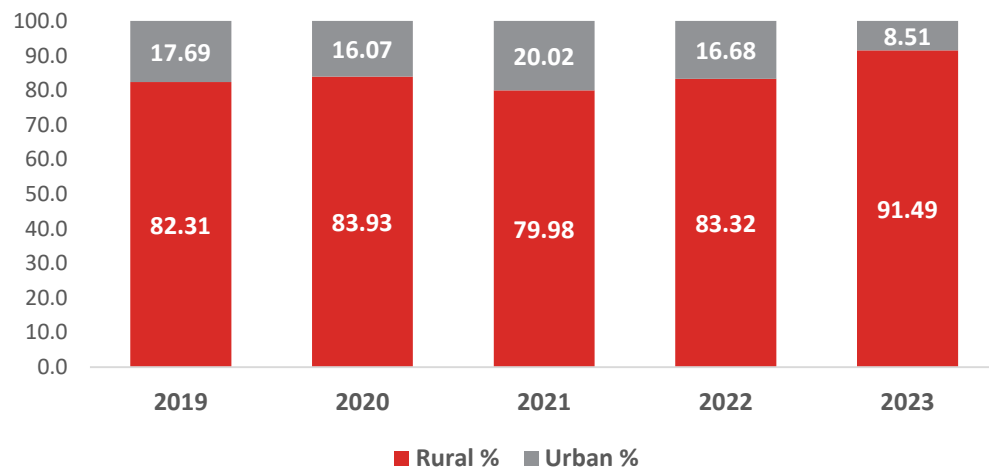
Loan Book Mix (%)



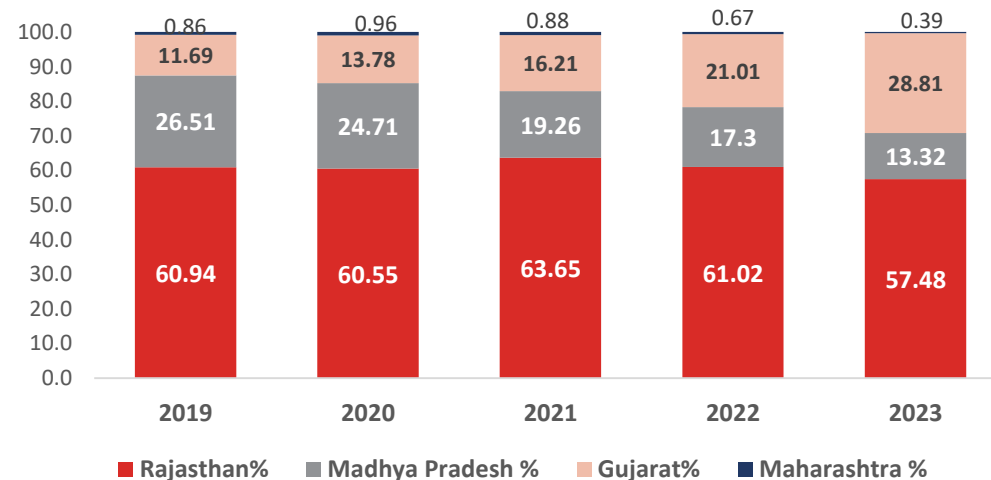
Borrower Profile (%)



Region Mix (%)



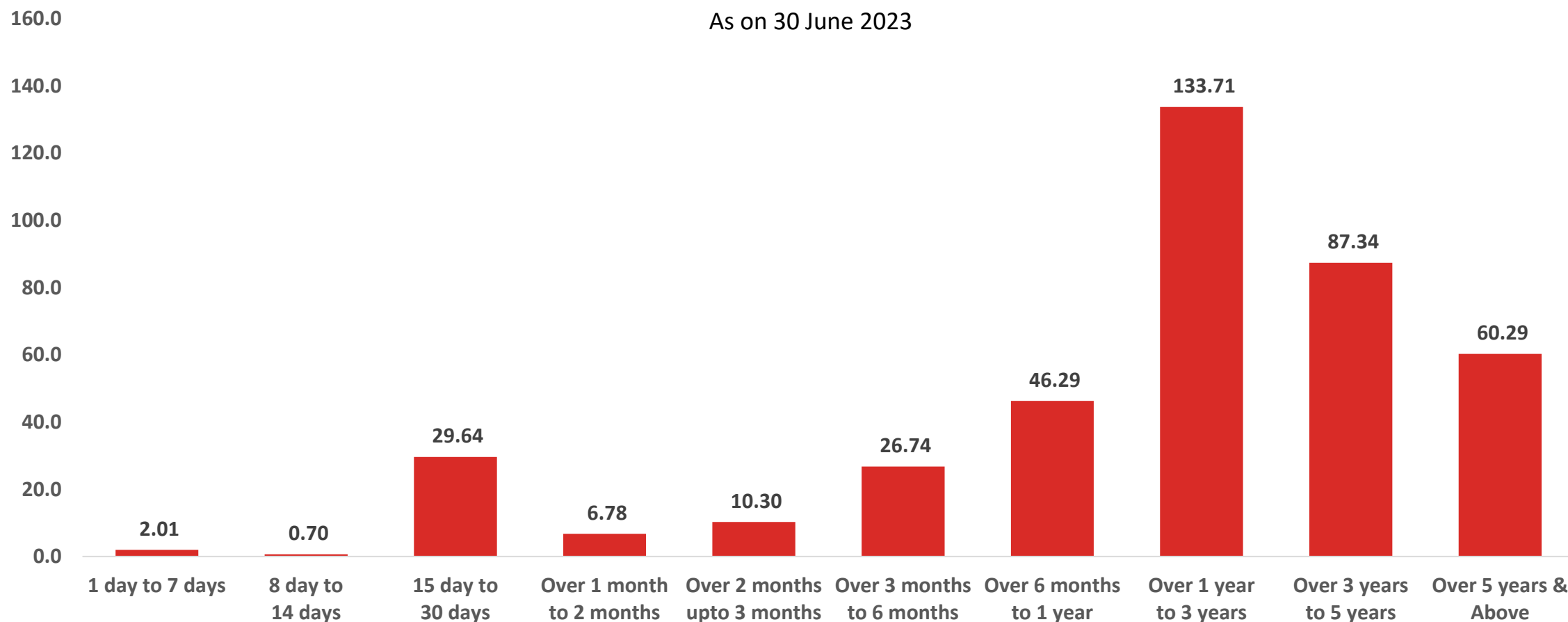
State Wise Loan Mix (%)



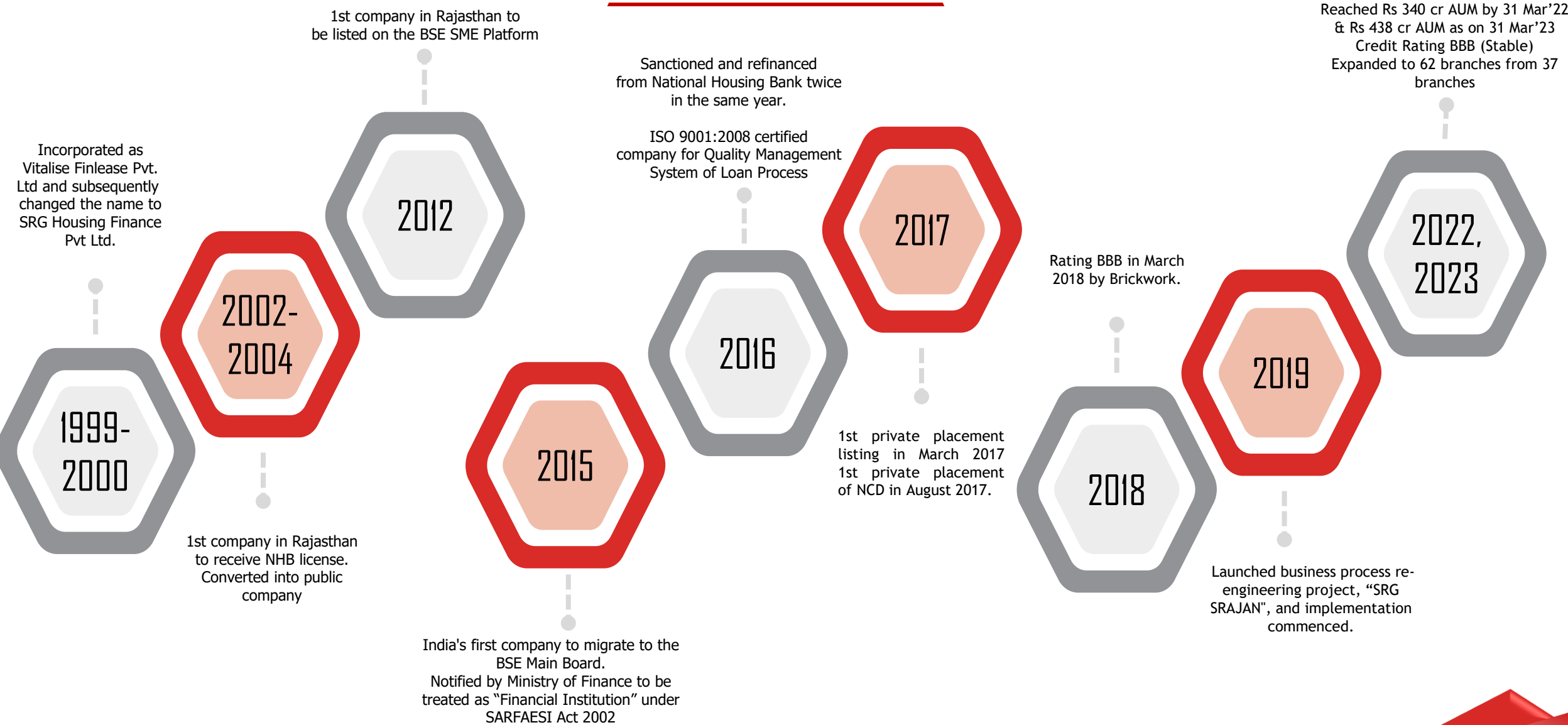
ALM PROFILE

Bank Borrowings + Market Borrowings Maturity Profile (Rs crore)

As on 30 June 2023



OUR JOURNEY



Incorporated as Vitalise Finlease Pvt. Ltd and subsequently changed the name to SRG Housing Finance Pvt Ltd.

1st company in Rajasthan to be listed on the BSE SME Platform

2012

Sanctioned and refinanced from National Housing Bank twice in the same year.

ISO 9001:2008 certified company for Quality Management System of Loan Process

2017

Rating BBB in March 2018 by Brickwork.

Reached Rs 340 cr AUM by 31 Mar'22 & Rs 438 cr AUM as on 31 Mar'23
Credit Rating BBB (Stable)
Expanded to 62 branches from 37 branches

2022,
2023

1999-
2000

2002-
2004

1st company in Rajasthan to receive NHB license. Converted into public company

2015

India's first company to migrate to the BSE Main Board. Notified by Ministry of Finance to be treated as "Financial Institution" under SARFAESI Act 2002

2016

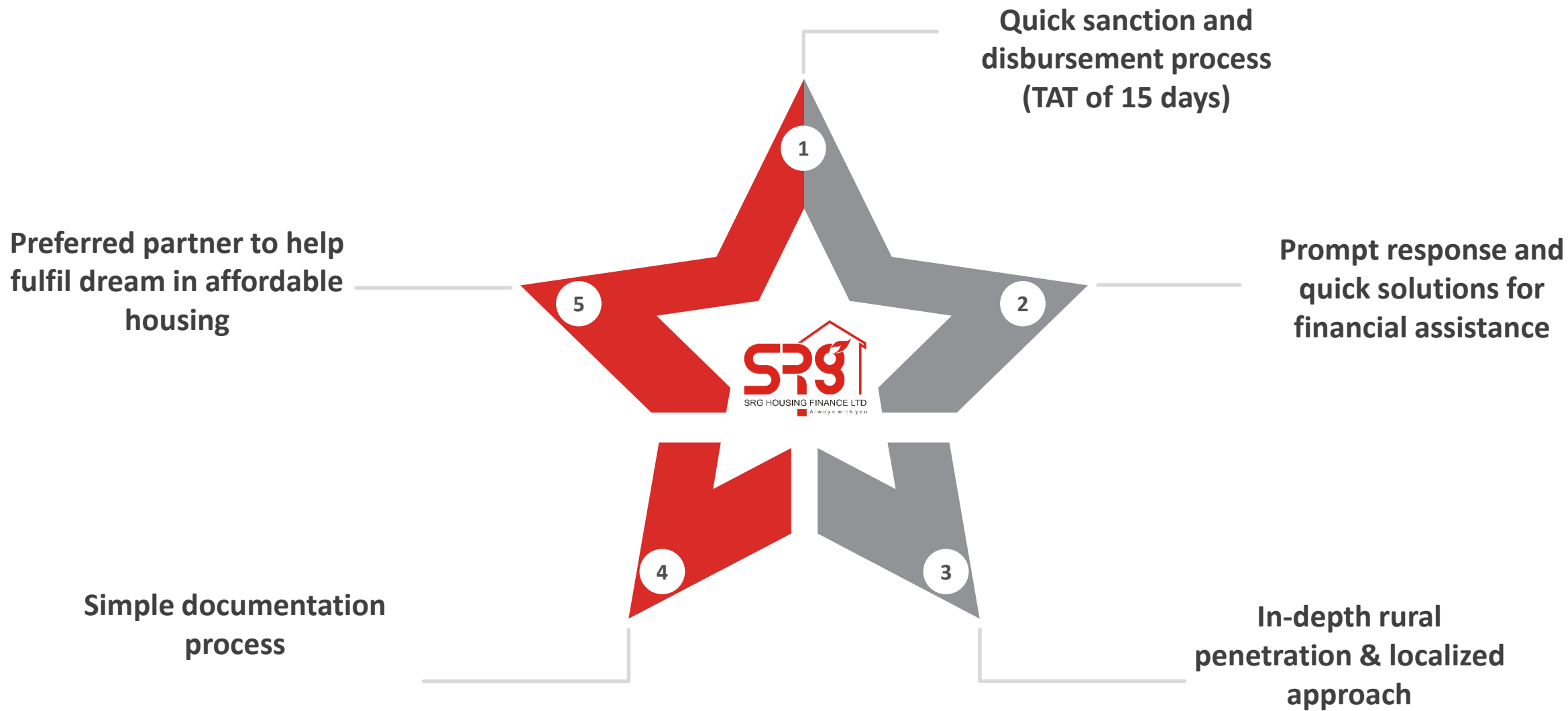
1st private placement listing in March 2017
1st private placement of NCD in August 2017.

2018

2019

Launched business process re-engineering project, "SRG SRAJAN", and implementation commenced.

WHY BORROWERS PREFER SRG



ADDRESSABLE TARGET MARKET

The Problem Definition & Need Gap

Unorganized sector, No Income Proof, Imperfect Collateral, Underserved Population, NRI Segment

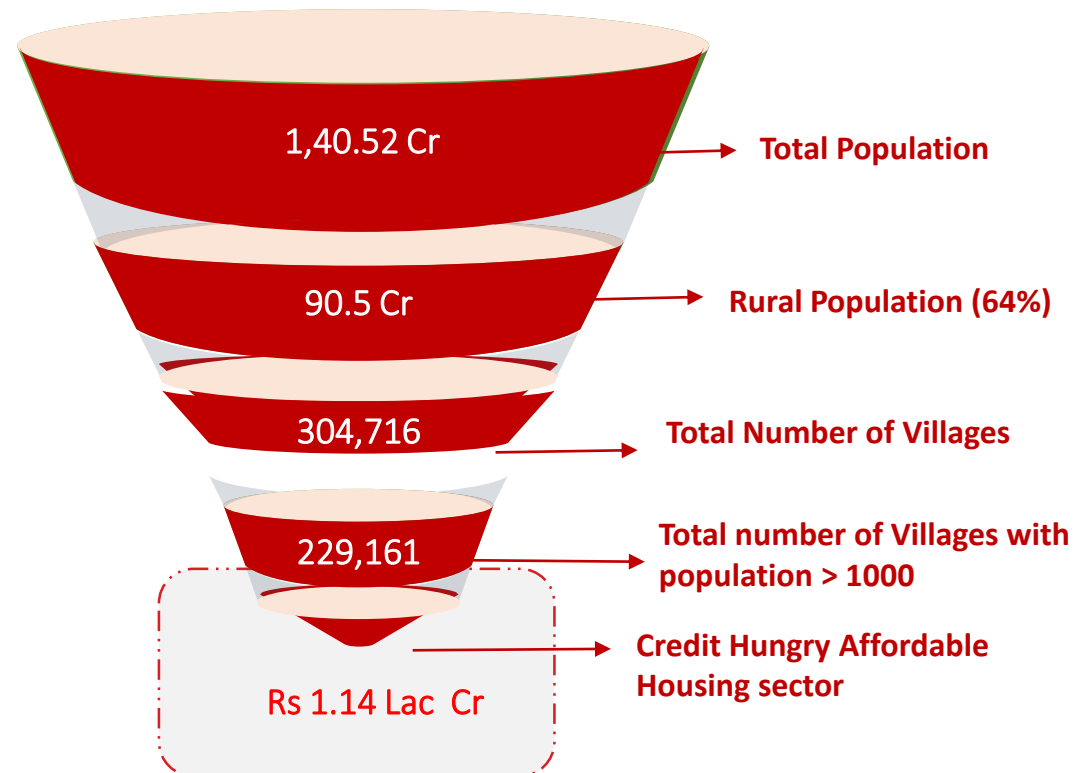
The Solution – SRG Housing Finance

Quick Loans, Minimal Documentation, Fast Processing, Assessed Income Evaluation, Geographically Different Credit and Collateral Policy

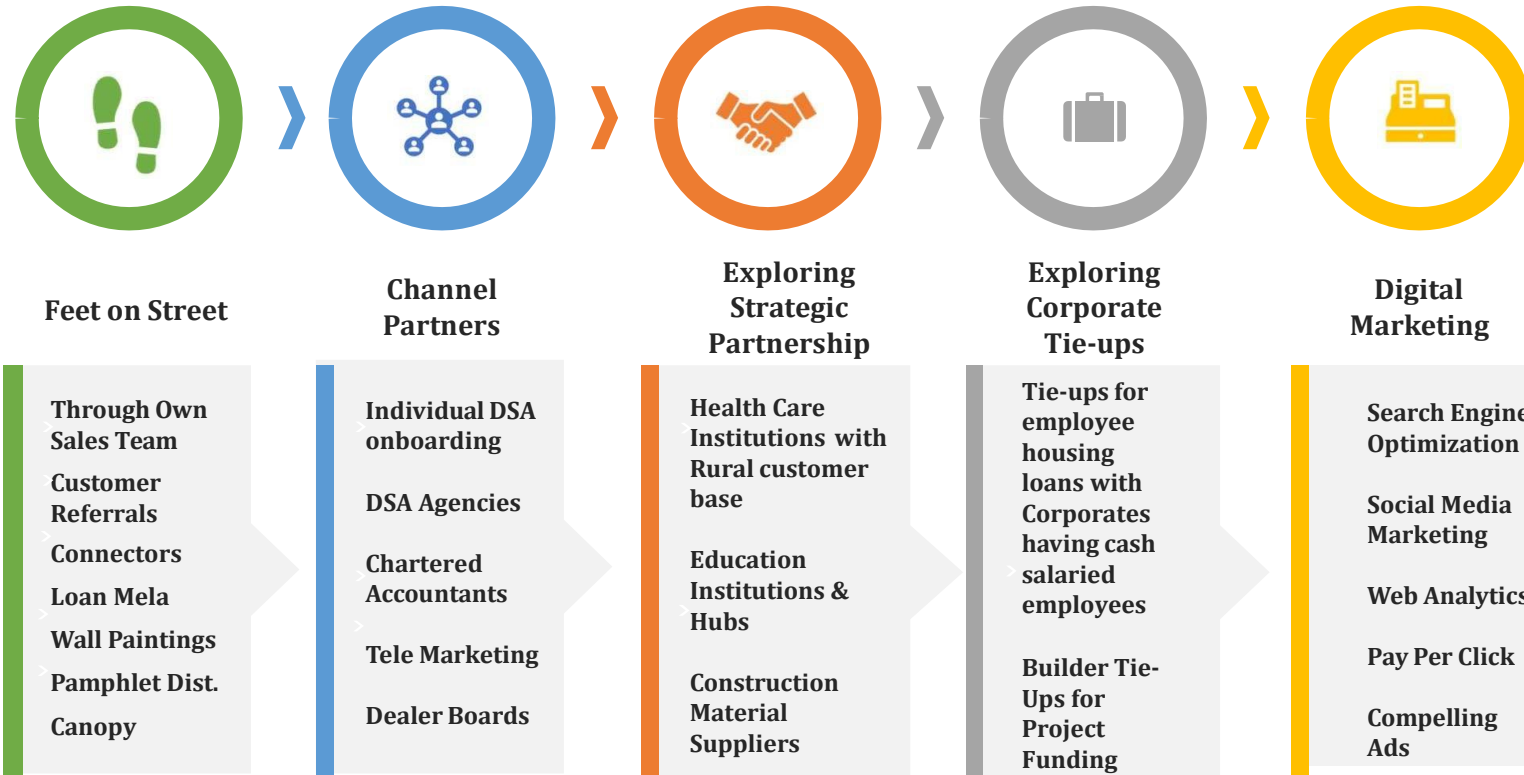
The Target Segment

Population in Rural India who are credit hungry with the following characteristics:

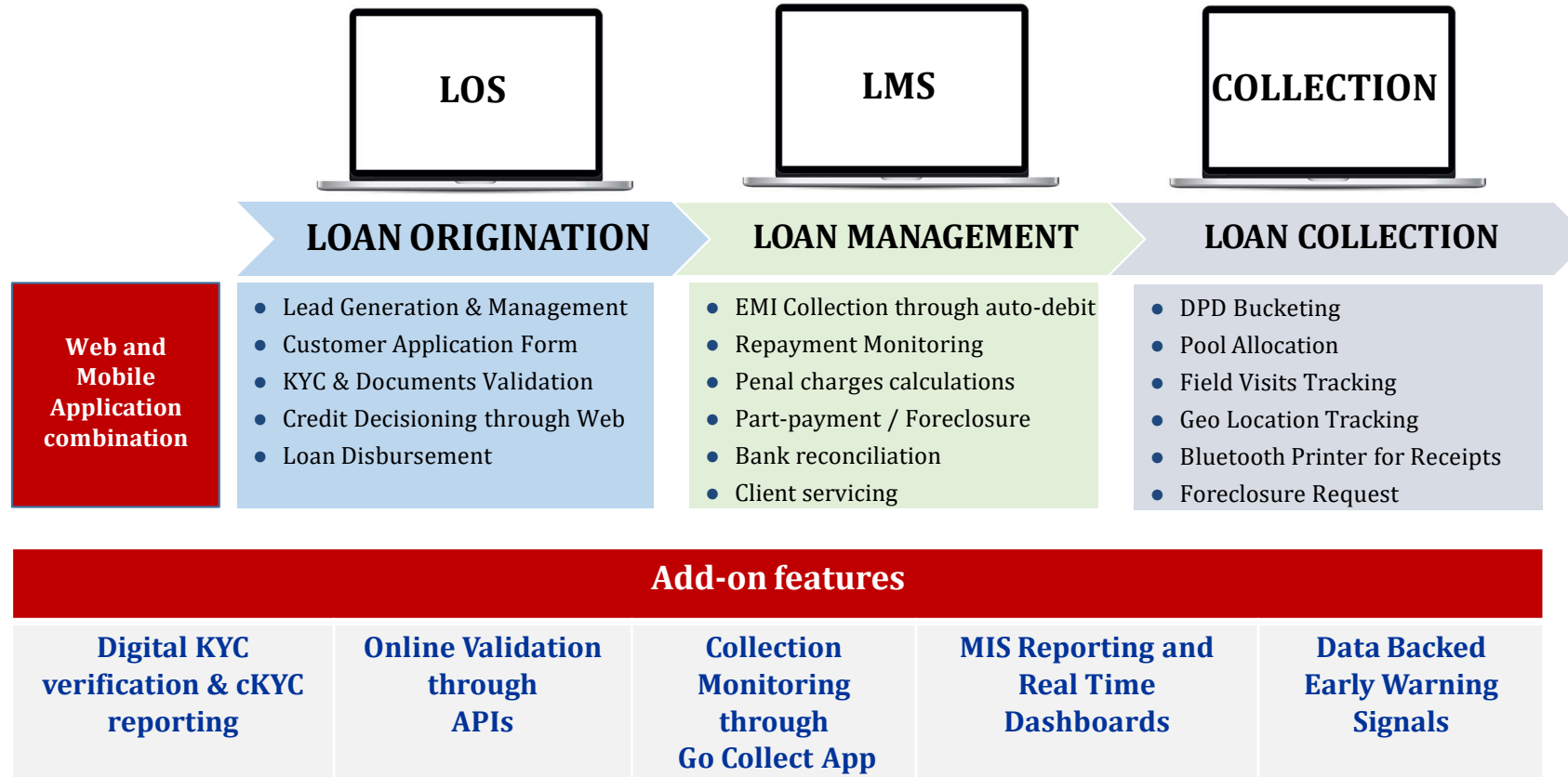
- EWS, LIG & MIG Class of Groups
- Age group of 21 – 45 years
- Monthly Net Income of Rs 15,000 +
- New to Credit / Justified Credit Bureau Calls
- Lack of Income Documentation



GO TO MARKET STRATEGY

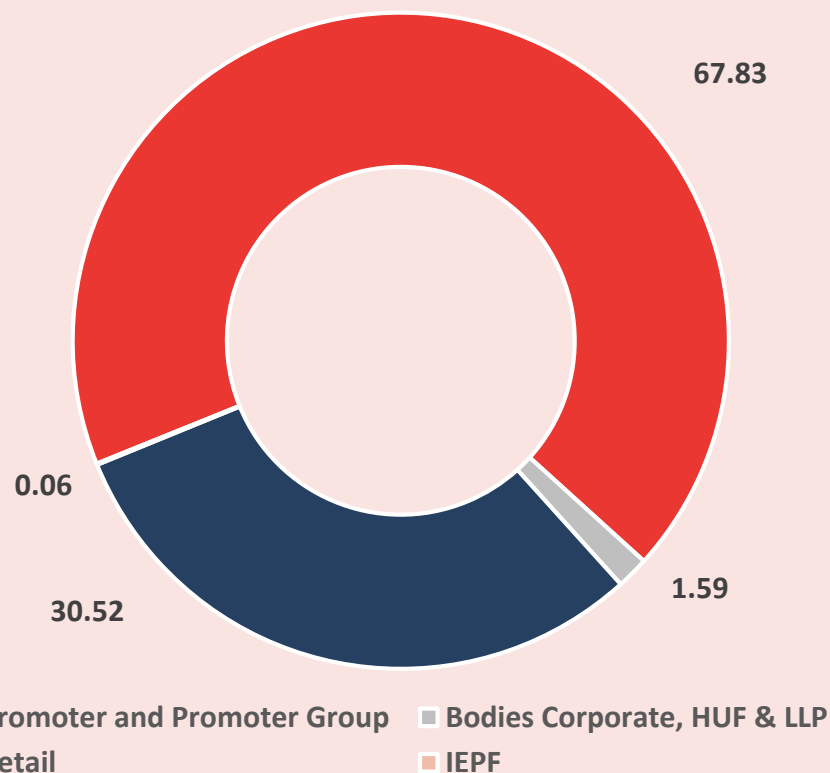


DIGITAL ECOSYSTEM – SRG SRAJAN



SHAREHOLDING

Shareholding Pattern as on 30th June 2023



286 cr.

Market Cap (INR)
as on 30th June, 2023

13.0 mn

Shares Outstanding

534680

BSE Code

SRHO:IN

Bloomberg code



THANK YOU

Investor Relations Contact

KAPTIFY Consulting
Investors Relations | Consulting
info@kaptify.in
+91-845 288 6099

Corporate Office

1046, 10th Floor, Hubtown Solaris,
N.S. Phadke Marg, Near East West
Flyover, Andheri (E), Mumbai,
Maharashtra - 400069.

Head Office

SRG Housing Finance Ltd, 12, Opp Paras JK Hospital,
Shubhagpura, Udaipur, Rajasthan 313001, India
CIN No: L65922RJ1999PLC015440
www.srghousing.com
info@srghousing.com
+91-294-2561882 / 2412609