

8<sup>th</sup> November, 2019

<b>BSE Ltd.</b> Corporate Relationship Department 1st Floor New Trading Rotunda Building, P J Towers, Dalal Street Fort, Mumbai – 400001 Scrip Code – 530517	<b>National Stock Exchange of India Ltd.</b> Listing Department, Exchange Plaza, Bandra Kurla Complex, Bandra (East), Mumbai- 400 051 Scrip Code – RELAXO
--	---

**Sub: Investor Presentation on Un-Audited Financial Results for the quarter and half year ended as on 30<sup>th</sup> September, 2019**

Dear Sir/ Madam,

Please find enclosed Investor Presentation on Un-Audited Financial Results for the quarter and half year ended as on 30<sup>th</sup> September, 2019.

Kindly take the above information on record and acknowledge the same.

Thanking You,

For Relaxo Footwears Limited



**Vikas Kumar Tak**  
Company Secretary and Compliance Officer  
Membership No.: FCS 6618

Encl. as above

## RELAXO FOOTWEARS LIMITED

**Registered Office:** Aggarwal City Square, Plot No. 10, Manglam Place,  
District Centre, Sector-3, Rohini, Delhi-110085. Phones: 46800 600, 46800 700  
Fax: 46800 692 E-mail: rfl@relaxofootwear.com  
**CIN L74899DL1984PLC019097**



# INVESTORS PRESENTATION

SEPTEMBER 2019



2<sup>nd</sup> November, 2019

# Safe Harbor

*This presentation and the accompanying slides (the “Presentation”), which have been prepared by Relaxo Footwears Limited (the “Company”), have been prepared solely for information purposes and do not constitute any offer, recommendation or invitation to purchase or subscribe for any securities, and shall not form the basis or be relied on in connection with any contract or binding commitment what so ever. No offering of securities of the Company will be made except by means of a statutory offering document containing detailed information about the Company.*

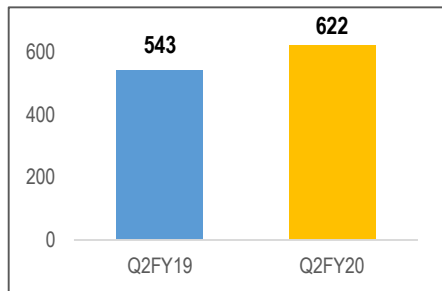
*This Presentation has been prepared by the Company based on information and data which the Company considers reliable, but the Company makes no representation or warranty, express or implied, whatsoever, and no reliance shall be placed on, the truth, accuracy, completeness, fairness and reasonableness of the contents of this Presentation. This Presentation may not be all inclusive and may not contain all of the information that you may consider material. Any liability in respect of the contents of, or any omission from, this Presentation is expressly excluded.*

*Certain matters discussed in this Presentation may contain statements regarding the Company’s market opportunity and business prospects that are individually and collectively forward-looking statements. Such forward-looking statements are not guarantees of future performance and are subject to known and unknown risks, uncertainties and assumptions that are difficult to predict. These risks and uncertainties include, but are not limited to, the performance of the Indian economy and of the economies of various international markets, the performance of the industry in India and world-wide, competition, the company’s ability to successfully implement its strategy, the Company’s future levels of growth and expansion, technological implementation, changes and advancements, changes in revenue, income or cash flows, the Company’s market preferences and its exposure to market risks, as well as other risks. The Company’s actual results, levels of activity, performance or achievements could differ materially and adversely from results expressed in or implied by this Presentation. The Company assumes no obligation to update any forward-looking information contained in this Presentation. Any forward-looking statements and projections made by third parties included in this Presentation are not adopted by the Company and the Company is not responsible for such third party statements and projections.*

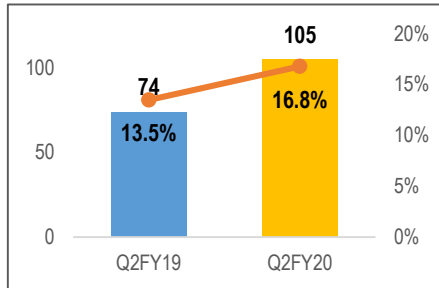
# Q2 FY20 and H1FY20 Performance

## Q2FY20 Performance

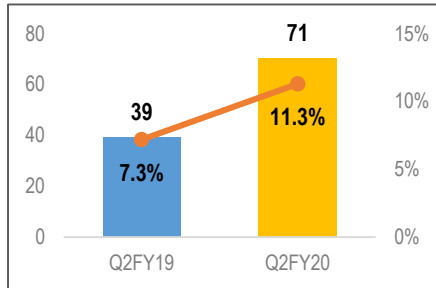
Revenue from Operations (in ₹ crs)



EBITDA (in ₹ crs) and EBITDA %

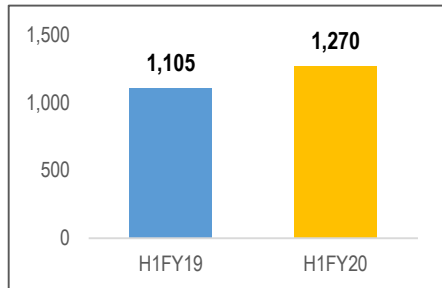


PAT (in ₹ crs) and PAT %

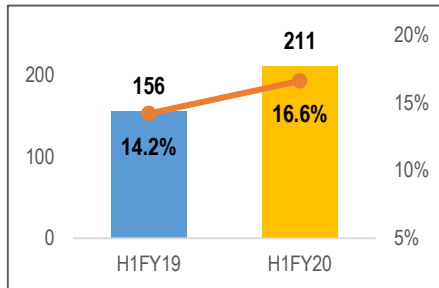


## H1FY20 Performance

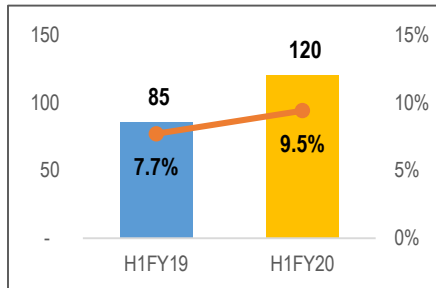
Revenue from Operations (in ₹ crs)



EBITDA (in ₹ crs) and EBITDA %



PAT (in ₹ crs) and PAT %



## Q2 FY20

- Revenue from operations up by 14% to ₹ 622 Crore mainly driven by premiumization, product mix and price increase in selected categories.

- EBITDA at ₹ 105 Crore and EBITDA margin of 16.8% (Margin without IND AS 116 stands at 15%).

- Profit after Tax at ₹ 71 Crore and PAT Margin at 11.3%.

# *Company Overview*

# Highlights FY19

- Largest footwear manufacturer in India.
- 'Value for Money' products.
- Portfolio of mass appeal brands.



**2,292 Cr.**

Revenue from operations



**324 Cr.**

EBITDA



**175 Cr.**

PAT



**18.4 Cr.**

Pair sold



**9**

Brands



**6000+**

SKUs



**8**

State of the art manufacturing plants



**50,000+**

Retailers served through distributors



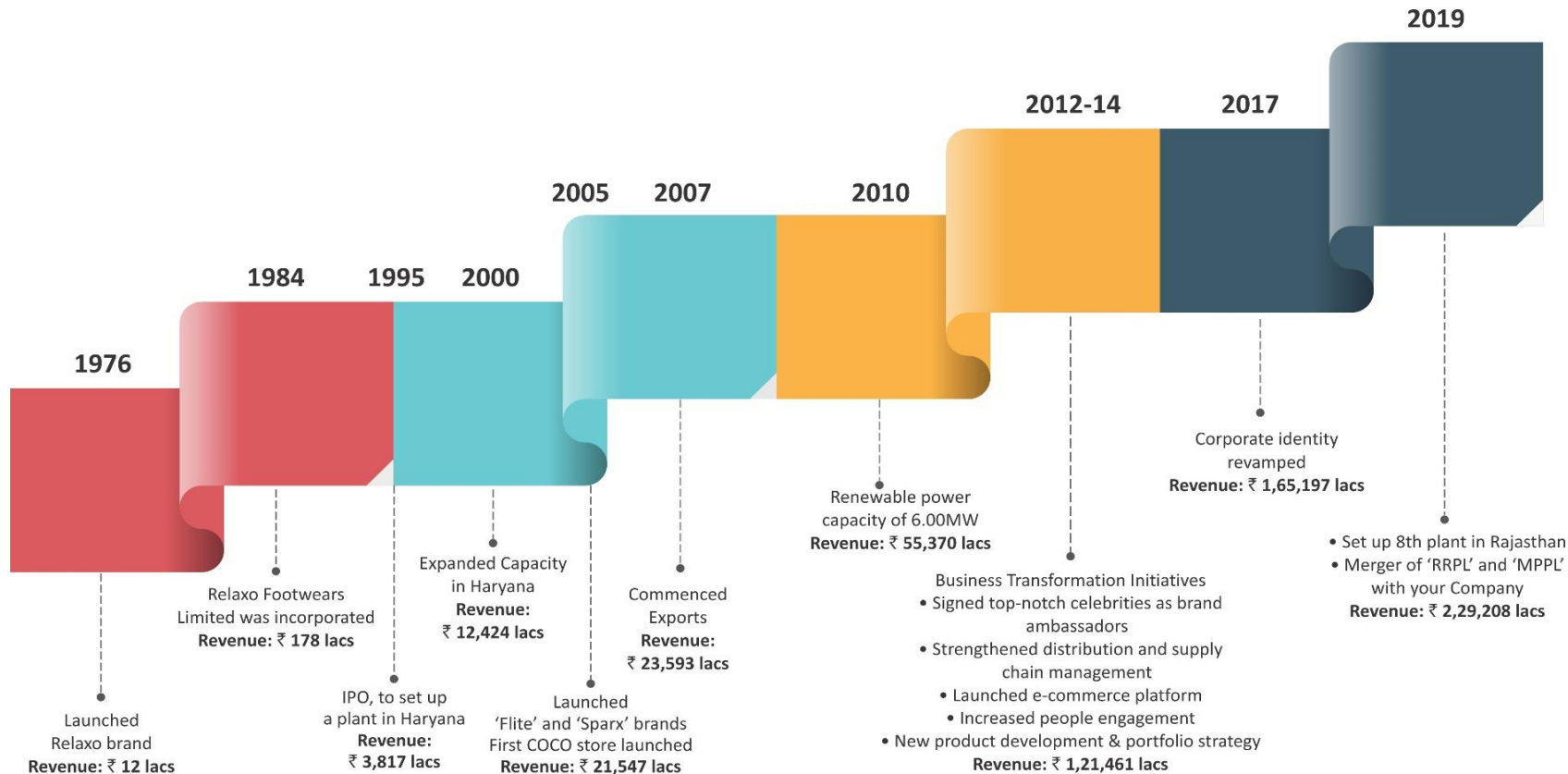
**370\***

Exclusive brand outlet (EBO)

\* EBO as on Sept 2019

# Moving Forward, Gaining Momentum.

# RELAXO



# RELAXO

# Key investment highlights





# Attractive dynamics of the Indian footwear industry

## Strong growth potential of the Indian footwear industry

- India is the second largest footwear producer of the world after China, accounting for 9% of the world market with ~22bn pair.
- Currently India exports only 10% of the footwear produced with the domestic market being the major contributor of around 90%.
- The Indian Footwear industry has potential to grow near to ₹ 1.00 Lac Crore by 2021.
- India is still an underpenetrated market – a per capita consumption of only ~1.66 pair p.a against a global average of 3 pair. Developed countries average 6-7 pair p.a.
- India's share in global exports is just 2% compared to China's share of ~40%, thus presenting room for growth opportunities.

## With changing consumer demands....

- Footwear has evolved from being a mere necessity to an important fashion accessory.
- Buying behaviour of the Indian consumer is changing rapidly with growing urbanisation and ever-increasing penetration of internet.
- Growing awareness about latest trends and consciousness among consumers.
- Consumers becoming more brand-centric in tier II, tier III cities and rural markets as well.
- Aspirations for latest global trends has increased the frequency of shopping.

## ...backed by a strong operating environment

- Footwear industry recognized by Gol as a focus sector in the 'Make In India' mission.
- A 2,600 Crore special package over the next 3 years for development of footwear sector.
- GST is propelling the shift from unorganized to organized segment. Organized segment today caters to ~45% of the market.
- Uniform tax rates pan-India for all footwear ensuring a level playing field.

# Relaxo is a leading player in the 'Value' segment

- Market leader in the 'Value' segment.
- Robust product portfolio.
- High Brand Equity

## Aligning our product portfolio with evolving consumer needs and trends



### Structured Market Research

Regular market sensing for consumer insights across different regional, economic and demographic strata.



### Product innovation

In-house design capability enables continuous product innovation as per consumer needs.



### Portfolio rationalization

In-season launches with optimal product portfolio. ~ 20% of the portfolio is restyled every year.



### Brand Equity

Carefully crafted and steadily built brands over time.

# Our portfolio of brands, with strong identities

Premium range of sports & canvas shoes, sandals & slippers



Formal shoes for men

Fashionable and light weight footwear



Trendy footwear for women

Most popular iconic brand of Hawai slippers



Household name synonymous with quality, comfort & value

Trendy and fashionable flip-flops



Quality, Comfortable shoes for men

Range of school shoes for boys and girls



Range of cool, colourful footwear for next-gen kids

# Sustained manufacturing excellence

## Strong in-house manufacturing capabilities

- 8 manufacturing facilities with a capacity to produce ~7.5 Lac pair/day.
- Continuous focus on optimising operations
  - Dedicated line for manufacturing fast moving SKUs
  - Lean manufacturing (waste minimisation without compromising on productivity)
  - Maynard Operation Sequence Technique (MOST)
  - Yield improvement
  - Focus on cost optimisation in manufacturing allows competitive pricing.

## Committed to Quality

- Own manufacturing helps maintain quality end-end.
- Monitor every stage of manufacturing process
  - Designing
  - Raw Materials
  - Production Process
  - Packaging
  - Final Products

## Certifications

- ISO 9001:2015
- ISO 14001:2015
- ISO 45001:2018
- ISO 27001:2013
- BIS/SATRA Manufacturing Standards
- CLE (Council for Leather Export)



RFL I & II - Bahadurgarh



RFL III - Bhiwadi



RFL IV - Bahadurgarh



RFL V - Haridwar



RFL VI - Bahadurgarh



RFL VII - Bahadurgarh

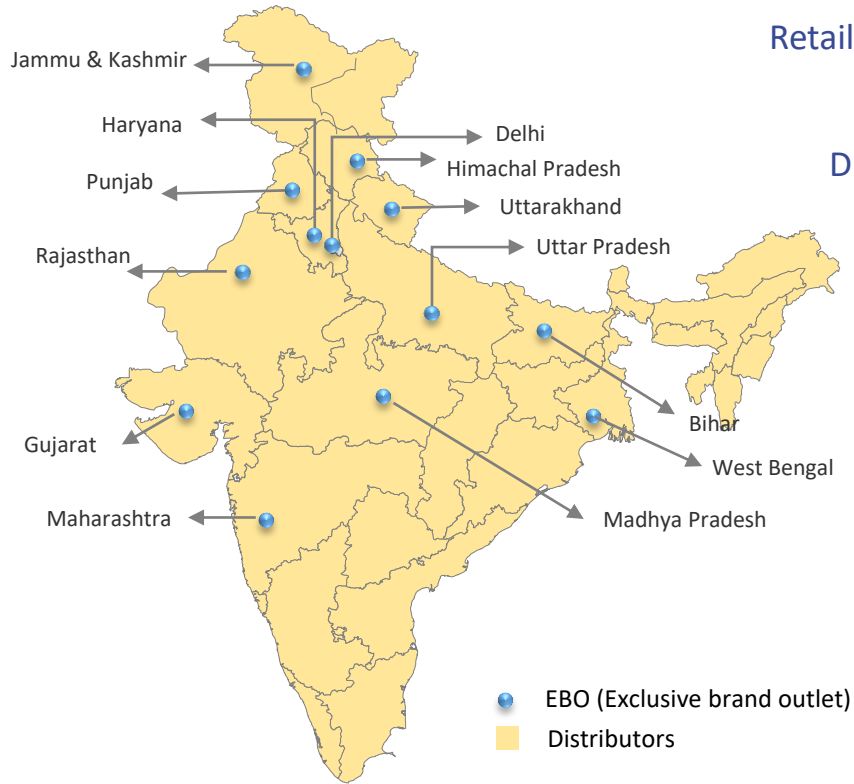


RFL VIII - Bahadurgarh



RFL IX - Bhiwadi

# Strong distribution network; one of the largest in the Indian footwear industry



Retailers/ MBOs

50,000+

Distributors

~800

Countries exported to

~30

EBO

370

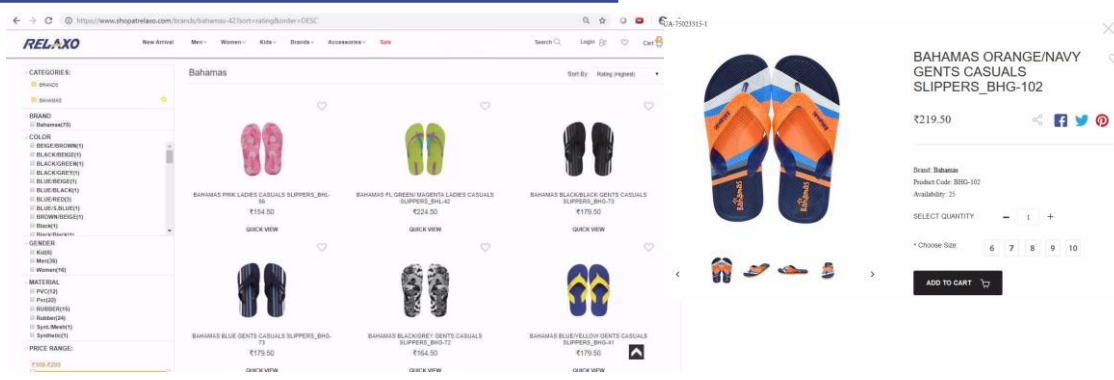
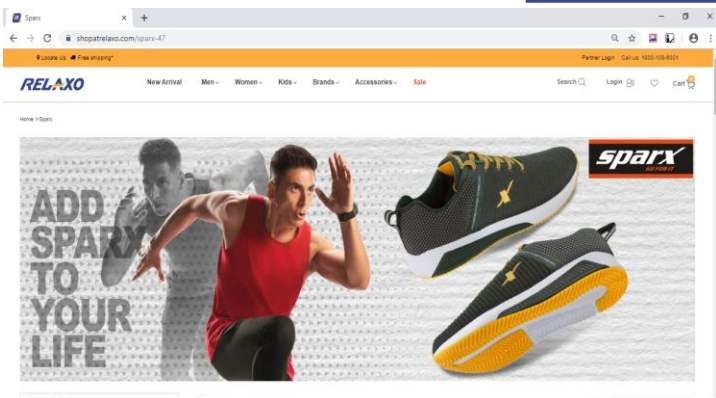
Overseas office in Dubai

1

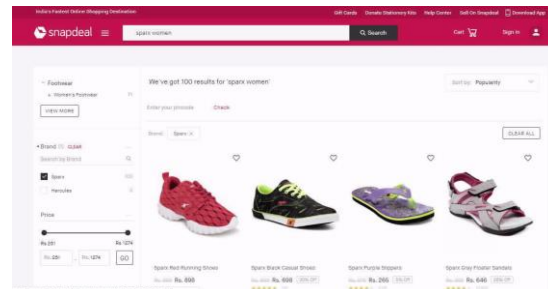
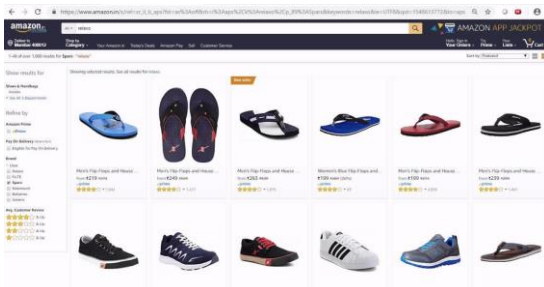


# With a growing online presence

www.shopatrelaxo.com

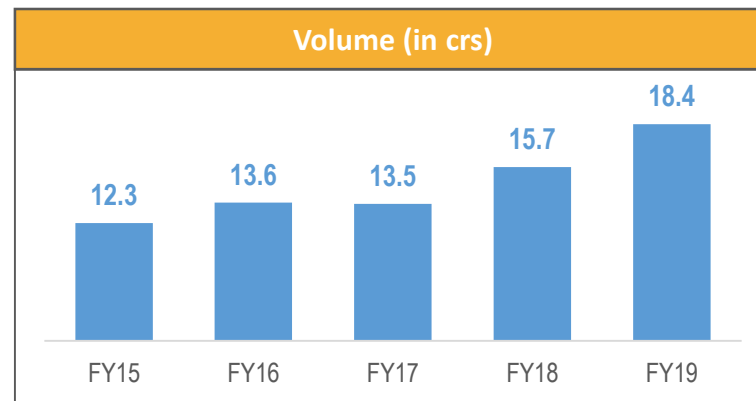
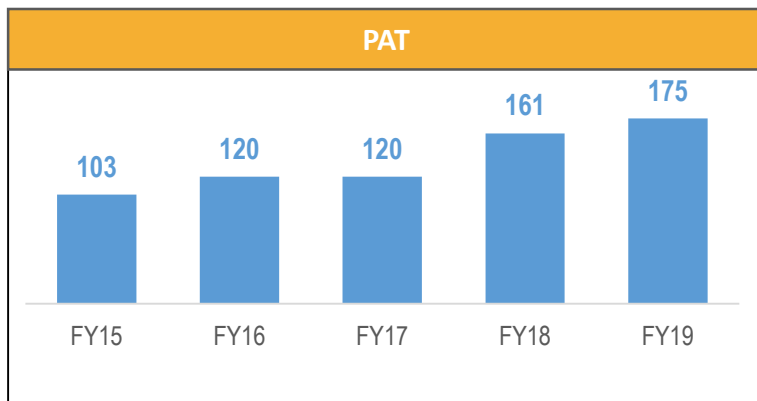
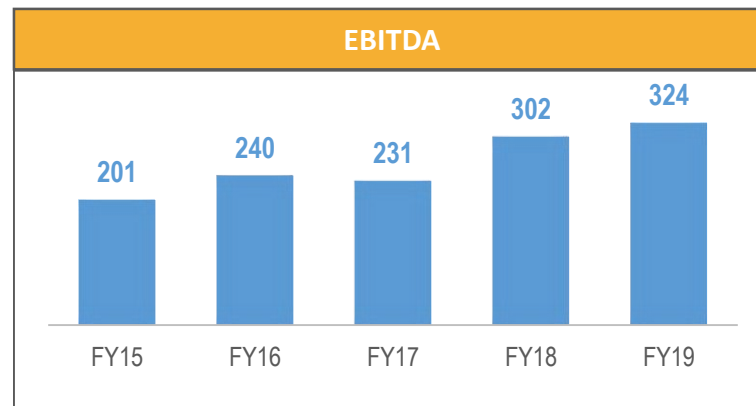
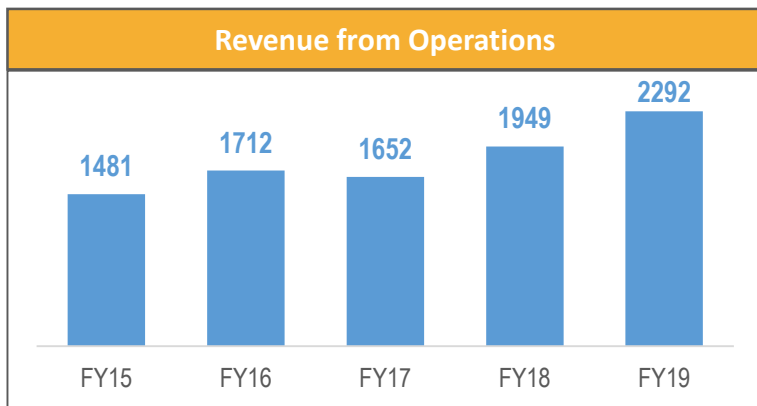


## Partnerships with major ecommerce companies



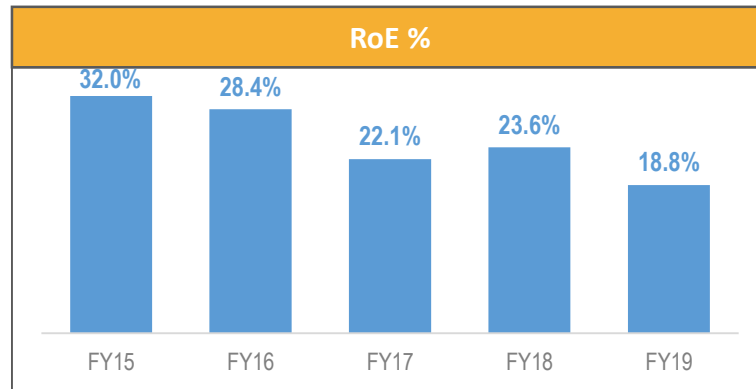
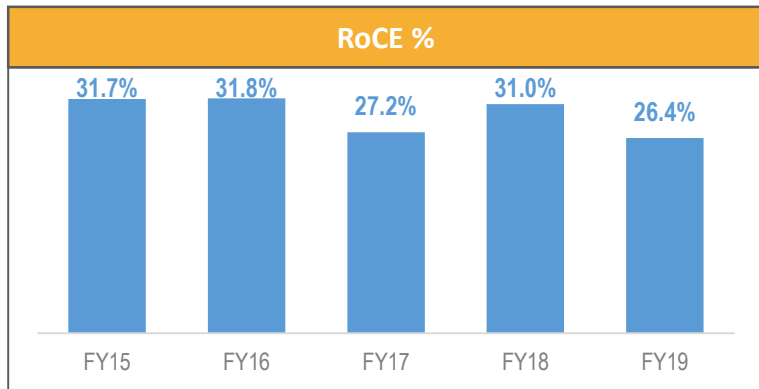
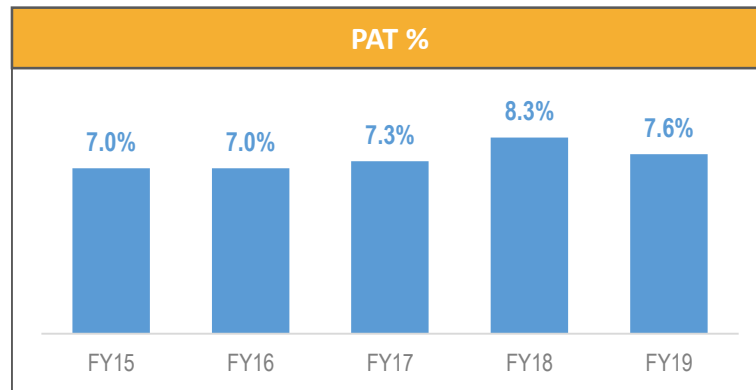
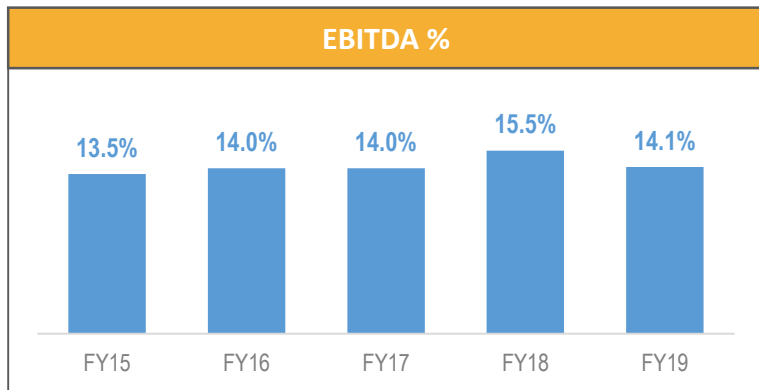
# Robust financial performance..

₹ in Crore



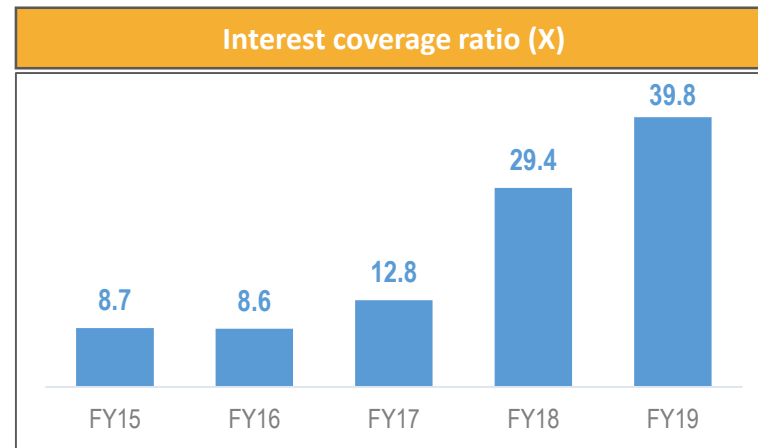
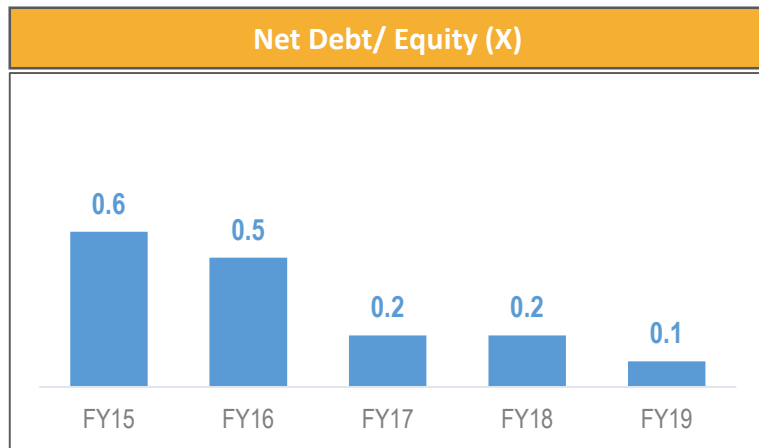
FY15 & FY16 are based on IGAAP. FY17, FY18 & FY19 are based on Ind-AS.

# with operational efficiencies





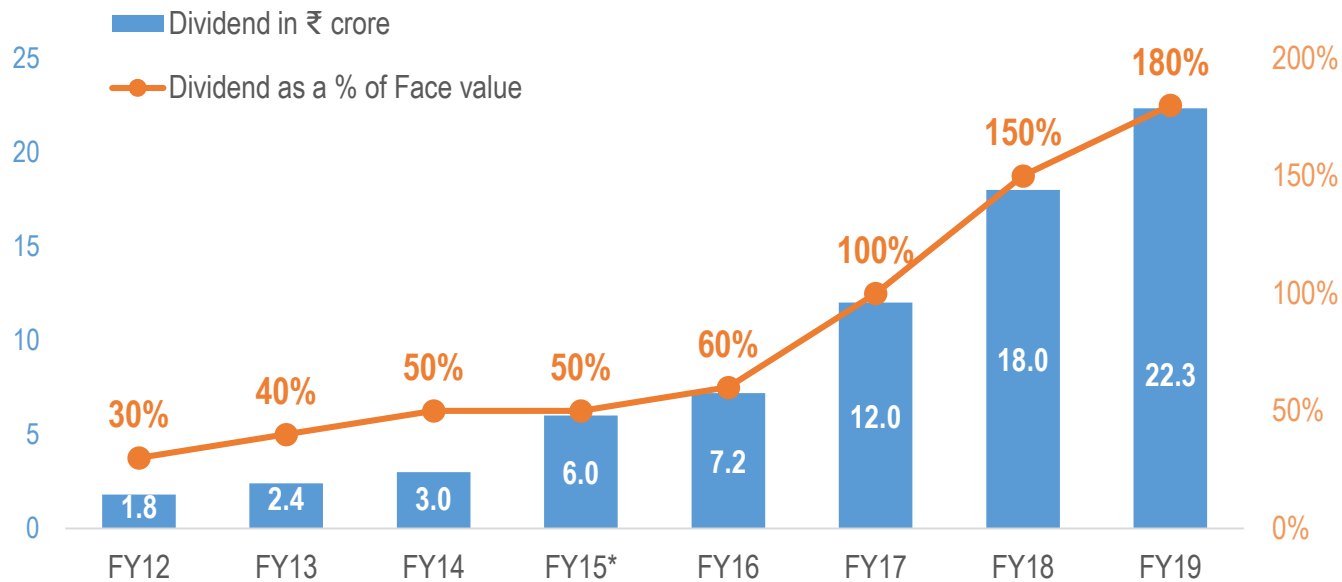
# Debt ratings and profile



## Credit Ratings

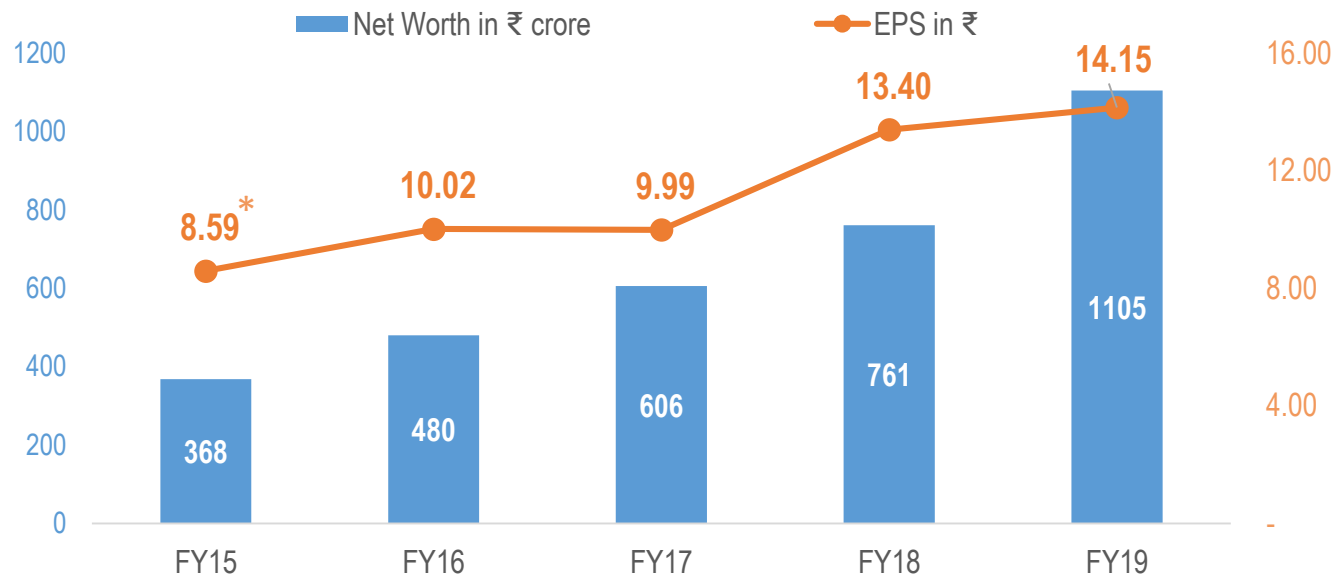
Agency	Instruments	Ratings	Comments
ICRA	Short Term Funds	A1+	Indicates very strong degree of safety for short term debt instruments. Instruments rated in this category carry the lowest credit risk
ICRA	Long Term Funds	AA with stable outlook	Indicates high degree of safety for long term debt instruments. Instruments rated in this category carry low credit risk

## Consistent dividend payout



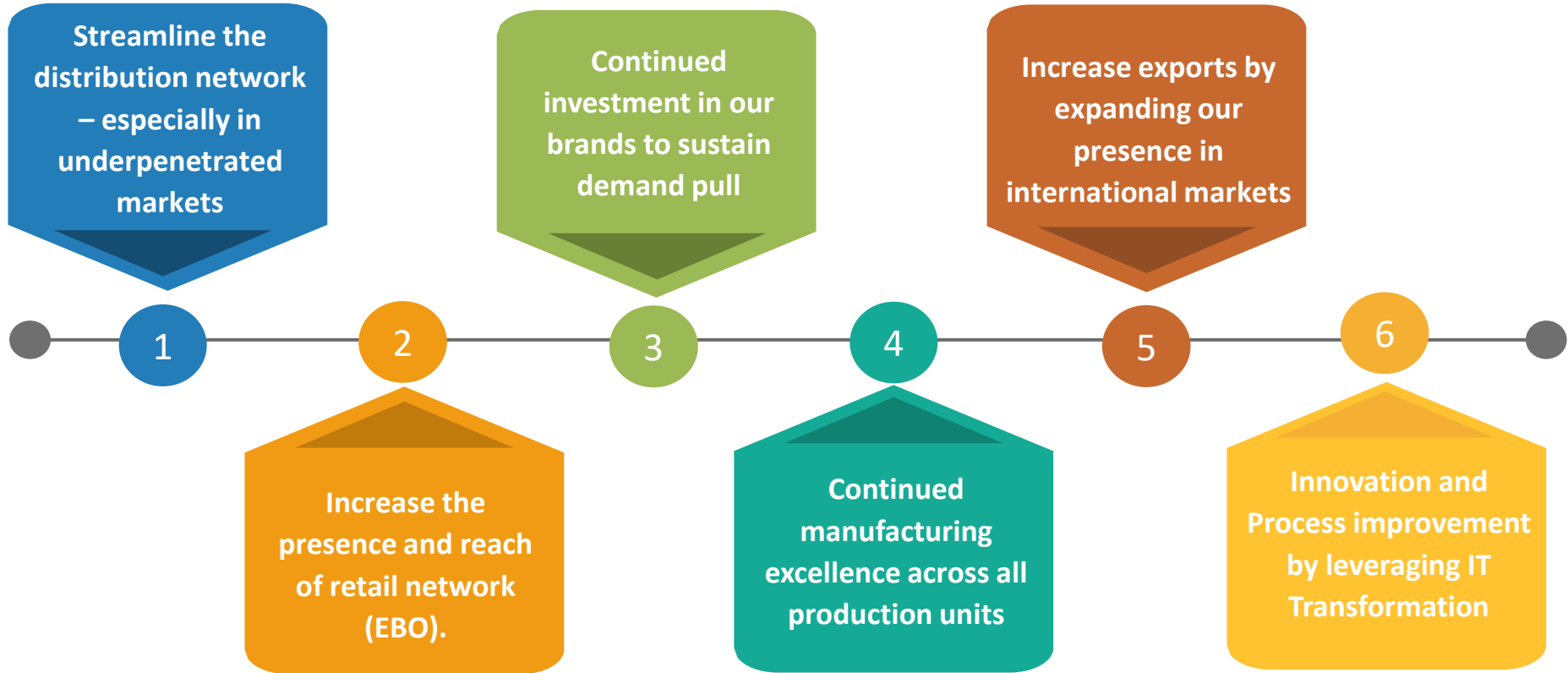
\* Post Bonus

## EPS and Net Worth



\* Post Bonus

# Advancing towards Tomorrow, Today



# Highly experienced Board of Directors

## Ramesh Kumar Dua, Managing Director

- Over 43 years of experience in sales and marketing, production and new product development in Footwear Industry
- Director in Relaxo Rubber Private Limited & Marvel Polymers Private Limited
- Commerce Graduate & Rubber Technologist (LPRI, London)

## Nikhil Dua, Whole Time Director

- Over 23 years of experience in production and new product development and has rich knowledge of product mix in Footwear Industry
- Commerce graduate and has studied from International School of Modern Shoemaking, Czech Republic

## Pankaj Shrimali, Independent Director

- Over 35 years of experience in areas of finance, accounts, secretarial, corporate management, legal & corporate consultancy services, strategic management and investment banking for reputed corporate houses
- Fellow member of ICAI, ICSI, and Institute of Cost Accountants of India

## Vivek Kumar, Independent Director

- Over 21 years experience as Operational Head in leading Indian companies and is also a management consultant to many corporates in the areas of quality, productivity, environment and safety
- MBA from Faculty of Management Studies, Delhi University and Electrical Engineer from the University of Roorkee (now IIT Roorkee)

## Mukand Lal Dua, Whole Time Director

- Over 46 years of experience in new product development and quality control in Footwear Industry
- Director in Relaxo Rubber Private Limited & Marvel Polymers Private Limited
- Science Graduate

## Deval Ganguly, Whole Time Director

- Over 38 years of experience in areas of manufacturing, project and plant management in various reputed organisations
- Joined Company in 2011 as President, Manufacturing and was elevated to Board w.e.f 5.11.2012. He is B.Tech from IIT Kanpur

## Deepa Verma, Independent Director

- Over 31 years of experience in academic administration.
- Associated with University of Petroleum & Energy Studies since inception and has held various positions such as Director (NCR) region, VP (Academic Affairs) & presently in charge of Institutional Affairs & HR
- B.Sc, LL.B, M.A (Psychology), Diploma in Educational Guidance & Counselling

## Rajeev Bhaduria, Independent Director

- Over 32 years of experience in Human Resource.
- Past association with JSPL, Reliance ADA group & NTPC at various positions in Human Resource.
- B.A. & LLB from Allahabad University and management diploma from Power Management Institute, New Delhi

## And a strong management team

**Mr. Gaurav Dua,  
Executive VP -  
Marketing**

MBA having over 18 years of experience in Sales & Marketing.

**Mr. Ritesh Dua,  
Executive VP - Finance**

MBA having over 19 years of experience in Finance, HR & IT

**Mr. Nitin Dua,  
Executive VP - Retail**

MBA having over 15 years of experience in Retail Business.

**Mr. Ashish Srivastava ,  
VP – Human Resources**

MBA having over 21 years of experience in HR, Industrial Relations & Administration.

**Mr. Vinay Kumar Bajaj,  
VP - Sales**

Graduate having over 31 years of experience in Sales & Marketing

**Mr. Sushil Batra,  
Chief Financial Officer**

FCA having over 28 years of experience in Finance, Taxation and Strategic Planning

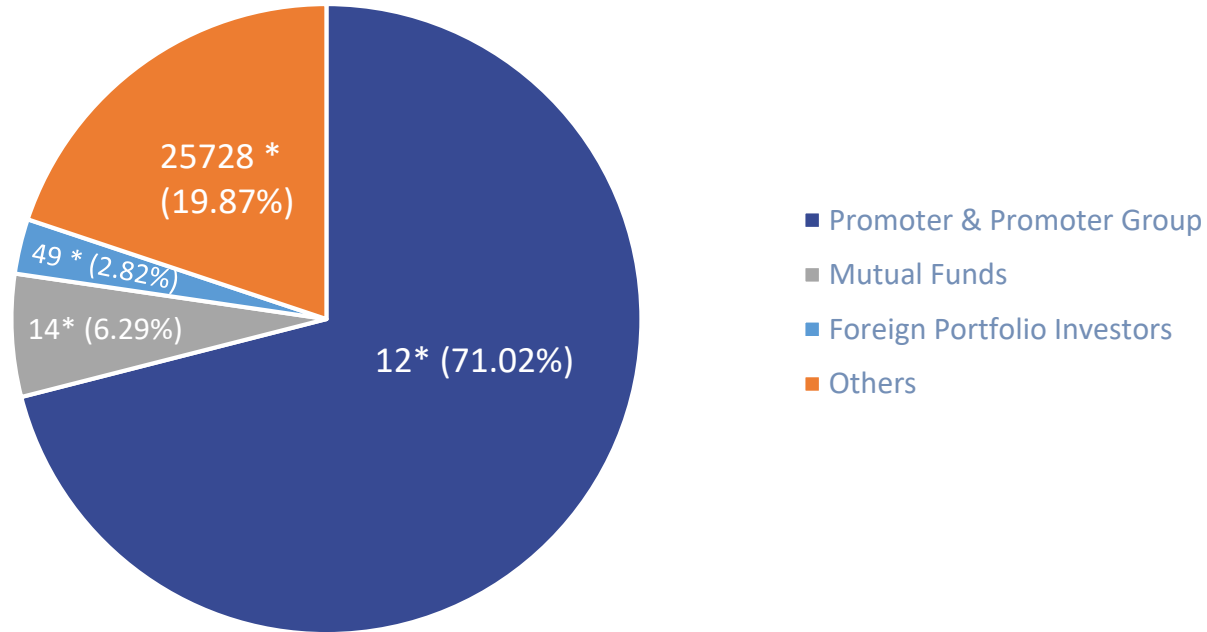
**Mr. HR Sapra,  
Senior VP - Materials**

BE having over 46 years of experience in Materials & Procurement

**Mr. Rahul Dua,  
Assistant Executive VP -  
Manufacturing**

Graduate having over 9 years of experience in Manufacturing

## Shareholding pattern as of 30<sup>th</sup> September, 2019



\* No. of Shareholders with Shareholding Percentage

# Awards and Accolades



Mr. Ramesh Kumar Dua  
**India's Best CEO**  
(Consumer Goods):  
2017



India's Most Valuable  
Company-2017  
Rank 295



India's Most Valuable  
Company-2018  
Rank 279



**EY Entrepreneur  
Of The Year**  
Mr. Ramesh Kumar Dua  
Finalist: 2017  
(Consumer Category)



1<sup>st</sup> Place for  
Excellent Export Performance  
2017-18

**Safety Rating**



**ICRA**

ICRA AA Long Term Rating  
ICRA A1+ Short Term Rating  
& for Commercial Paper

dun&bradstreet



Amongst India's  
Top 500 Companies  
2017

dun&bradstreet



Amongst India's  
Top 500 Companies  
2018



World HRD Congress  
North India  
Best Employer Brand 2018

**Forbes**<sup>INDIA</sup>

Amongst top 50  
BSE 500 companies  
2017



India's Top Mid Size  
Company-2018  
Rank 16



India's Top Mid Size  
Company-2019  
Rank 11



*Thank You*