




Power Mech Projects Limited

Investor Presentation – November 2021



Safe Harbor

This presentation and the accompanying slides (the “Presentation”), which have been prepared by Power Mech Projects Limited (the “Company”), have been prepared solely for information purposes and do not constitute any offer, recommendation or invitation to purchase or subscribe for any securities, and shall not form the basis or be relied on in connection with any contract or binding commitment whatsoever. No offering of securities of the Company will be made except by means of a statutory offering document containing detailed information about the Company.

This Presentation has been prepared by the Company based on information and data which the Company considers reliable, but the Company makes no representation or warranty, express or implied, whatsoever, and no reliance shall be placed on, the truth, accuracy, completeness, fairness and reasonableness of the contents of this Presentation. This Presentation may not be all inclusive and may not contain all of the information that you may consider material. Any liability in respect of the contents of, or any omission from, this Presentation is expressly excluded.

Certain matters discussed in this Presentation may contain statements regarding the Company’s market opportunity and business prospects that are individually and collectively forward-looking statements. Such forward-looking statements are not guarantees of future performance and are subject to known and unknown risks, uncertainties and assumptions that are difficult to predict. These risks and uncertainties include, but are not limited to, the performance of the Indian economy and of the economies of various international markets, the performance of the industry in India and world-wide, competition, the company’s ability to successfully implement its strategy, the Company’s future levels of growth and expansion, technological implementation, changes and advancements, changes in revenue, income or cash flows, the Company’s market preferences and its exposure to market risks, as well as other risks. The Company’s actual results, levels of activity, performance or achievements could differ materially and adversely from results expressed in or implied by this Presentation. The Company assumes no obligation to update any forward-looking information contained in this Presentation. Any forward-looking statements and projections made by third parties included in this Presentation are not adopted by the Company and the Company is not responsible for such third-party statements and projections.

Power Mech at a Glance

A leading Industrial Services and Construction Company providing versatile and comprehensive service in power and infrastructure sector

Established in 1999 by Mr. S. Kishore Babu, a technocrat and first-generation entrepreneur

Largest O&M service provider in India, 110 On-going projects including 42 AMCs and 10 overseas projects

Presently Operates Pan-India with International operations spread across Middle East, North Africa, South Asia and Africa

Strategic foray into Railway, Rural Electrification, Water Projects and Cross-Country Pipelines projects along with diversification into material handling & associated works leading to widening focus from Power to Non-Power sectors

Mission & Vision



Mission

To be the best and most competitive industrial and infrastructure engineering, construction & services Company.



Vision

To provide services with:

- Highest level of workmanship, exemplary speed by continuously enhancing organizational skills through innovation & teamwork.
- Highest level of professionalism, integrity, honesty, and fairness in our relationship with our stakeholders and employees.
- Remarkable planning & optimization of resources in the pursuit of excellence.

Journey of 3 decades

First Decade

- Power Mech story began in 1999
- Marked by determined efforts to gain market entry into various elements of India's power sector.
- Accelerated progress at an impressive pace and accomplished several milestones in **Erection, Testing and Commissioning (ETC) and Maintenance of thermal plants**

Second Decade

- Became 'service provider of choice' for large customer base and registered a **revenue of Rs. 1,000 Crores in FY14**
- Increase in scope resulted in doubling **revenue - crossing Rs. 2,000 Crores** in FY 2019
- Wide-ranging service portfolio encompassed:
 - Extension of ETC services to the non-power sector
 - **Diversification** - Civil & Structural works of power plants
- Major breakthroughs into high-performance super-critical thermal units, quickly followed by:
 - Entry into exports business
 - **Expanding service offerings to infrastructure sector, petrochemicals, steel plants, industrial technology parks and railway works**
- Growing expertise in **O&M services** led to the Company to become the largest O&M player in the Country

Third Decade of Marching Forward

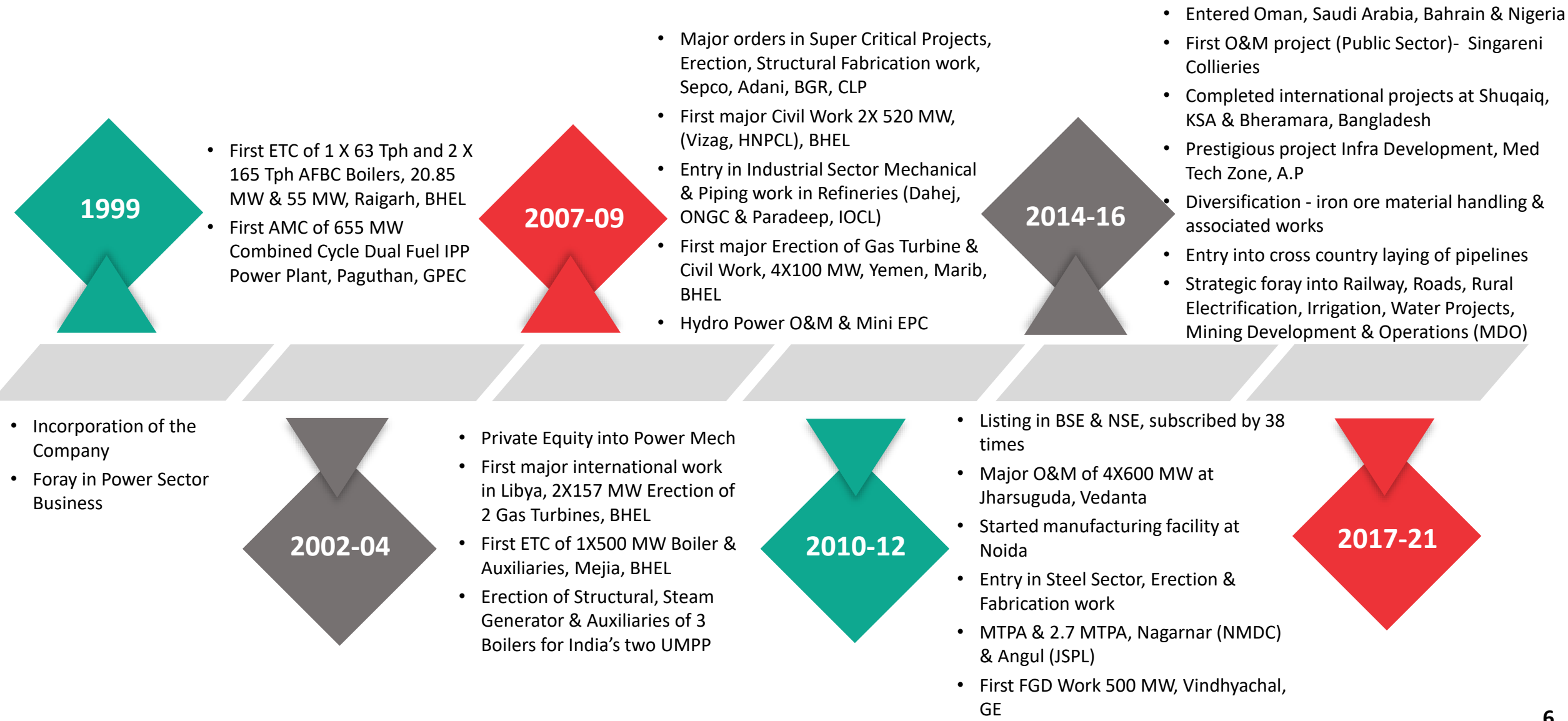
- **Non-power sector key for growth** with investments of Rs. 111 Lakh Crores planned as part of National Infrastructure Pipeline (NIP)
- **Transforming with backward integration & gradual transformation to comprehensive service provider.** Engineering & project solutions for higher value addition.
- Expansion to new areas in Railways, Roads, Electrical, Steel Plant works, Material Handling works, Oil & Gas sector across the value chain, new plants for capacity addition, Cross Country Pipelines, Urban Infrastructure projects, etc.
- Focus on heavy steel fabrication works with investments planned to reduce site costs and better and faster delivery
- Better utilization of **NOIDA unit** for expanded spares business & product offering for industrial application
- O&M is a key driver & aimed to double in 5 years by expanding in power sector, captive sector, and greater penetration into non-power sector both in domestic and international market
- Deploying IT enabled services for better utilization of manpower & productivity improvement measures on site

Diversification into Non-Power Business

Power Focus

Growth of Non-Power including Infrastructure

Major milestones and achievements



Established Track Record

<p>26.5 lakhs MT</p> <p>Erection works executed till now</p>	<p>1.95 Lakhs MT</p> <p>Structural fabrication works completed</p>	<p>35 lakhs m³</p> <p>Earth work completed under Railway Project</p>	<p>65,275 MW</p> <p>engaged in aggregate unit capacity of the O&M & AMC</p>
<p>66,640 MW</p> <p>engaged in capacity addition of BTG and BOP works so far</p>	<p>15 Lakhs sq.ft.</p> <p>Completed Infrastructure development work related to Medical Technology Park in just 12 months at Vizag, AP</p>	<p>400 Kms</p> <p>Execution of Natural Gas Cross Country Pipeline</p>	<p>6,792 MW</p> <p>Commissioned in Overseas Market</p>
<p>500+ TKM</p> <p>Commissioned Over-Head Electrification works</p>	<p>10.5 lakhs m³</p> <p>Concreting works carried out at various projects</p>	<p>5.5L inch mts</p> <p>of piping and 3.0L inch Dia of welding of various materials at single project, Dangote, Nigeria</p>	<p>33 KV Lines</p> <p>& 33/11 KV Substations under the DDUGJY completed before schedule</p>

Business Overview

Industrial Services (O&M)

Provide comprehensive & integrated Operation & Maintenance (O&M) services in mechanical, electrical & C&I front under one roof. Overhauling and Maintenance of Boiler, Turbine & Auxiliaries, R&M of BTG, GTG, CHP, BOP.

Repair, Modification and Rehabilitation of Boiler. Revival and Life Extension.

Trouble Shooting, Upgrade & Retrofits, Rebuilds & Plant Relocation and Expanding O&M business into non power including refinery, petrochemical, steel etc.

Industrial Construction

Erection, Testing & Commissioning (ETC) of projects in Power, Nuclear, Refinery, Petro Chemicals, Cement, Oil & Gas, Steel, Minerals, coal-based power plants with BTG & BOP works with unit capacities 150 MW to 800 MW including Steam Generators, Auxiliaries, Critical Piping, LP, HP Piping, Structural Steel, Coal Handling Plant, Ash Handling, Cooling Water System, Fuel Oil System, ESP Ducts, FGD & SCR.

Integrated services to Power Project and Non-Power Projects. Headways towards Cross Country Pipelines, Steel Plant Construction works & Petrochemical segment.

Overseas Business

Erection, Testing & Commissioning of Oil-fired Boiler, HRSG, Reserve/Auxiliary Boiler, BOP, Steam Turbine Generators & Auxiliaries, Gas Turbine Generators & Auxiliaries. Combined Cycle Power Piping, LP & HP Piping, High Pressure Piping, Structural Steel, Cooling Water System, Fuel Oil System. ESP, Ducts, SCR, Rotating Equipment's Erection works for Desalination Plants.

O&M of Power Plants & Desalination Plants

Electrical Transmission & Distribution

Extra High Voltage Substation Works, Optical Fiber Networks, OHE, S&T.

Construction of 33/11 Kv Substations. Strengthening of existing Substations. Construction of 33 Kv & 11 Kv Lines, Construction of Transmission of Lines

Infrastructure Construction

Foundation, Decks, Industrial Buildings, Chimney & Cooling Towers. Geothermal Soil Exploration, Mass Excavation, Area Grading, Land Development, Bored Cast & Driven Cast Piping.

Water, Road & Canal Works. Railway Track Linking, EWE and Permanent Way Linking, Minor & Major Bridges

Hydro Power & Water

Supply & construction of Hydro power plants. Renovation & modernization. AMC & O&M, after sales services, spares management, RLA Study, LTSA.

Trouble shooting of chronic problems by providing value added technical solutions in Electromechanical and Hydro-mechanical fields.

EPC of mini hydro projects. Construction of sewage treatment plant(STP's), Water Treatment Plants including their networking on EPC basis & Water Systems.

Manufacturing & Heavy Fabrication

Advanced manufacturing and machining facilities at Noida for entire range of services needed for Power and Non-Power sector.

Fabrication of Heavy Structures, Large & High-Pressure Tanks, Heavy Trusses, Ducts, Pipes. Repair of Steam & Hydro Turbines

Tie-up with Major OEM Companies for authorized production of critical & general spares

Reverse Engineering of spares

Mining

Development of mine infrastructure, removal of overburden and extraction of Coking Coal, processing, crushing and transportation of coal up to washery, carrying out R&R activities and any other activities incidental to mining



Growth Opportunities

Industrial Construction

- Dominant role in ETC business of new projects in pipeline of about 8,000 MW in coal-based plants.
- Focusing on new projects at Buxar 1,320 MW, Khurja 1,320 MW, Yadadri 4,000 MW
- New expansion in steel plant capacity of JSW at Vijayanagar, Dolvi, Monnet Ispat, Mineral & Coal handling facilities coming with NMDC, CIL, Adani etc.
- FGD retrofits with major investments being implemented by NTPC and other utilities
- New investments in oil & gas sector of Rs. 1.95 lakh Crores being planned to cover all aspects in this sector

Industrial Services

- Outsourcing of O&M works from State & Central Sector under PSUs & State utilities
- Enhancing presence in Utility & expanding in Captive Power
- A breakthrough foray into the State sector, NTPC, KPCL, SCCL, NMDC etc, has enabled to expand its presence
- Rehab and R&M works of old thermal and gas power plants
- Backward integration & manufacturing of spare parts
- Increasing the footprint of O&M business in the export sector
- Expand O&M business into the non-power sector related to Refinery, Petrochemicals, Steel etc.

Infrastructure Construction

- Focusing on available new power plants opportunities of 8,000 MW of civil works
- Ongoing investments of Rs. 1.6 lakh Crores in capacity expansion in segments of railway works
- Huge investments in various infra works of NIP plan under implementation for next 5 years
- New investments in development of airports with investment of Rs. 300 Crores to Rs. 1,000 Crores for air augmenting connectivity each district centers
- Exploring the opportunities for EPC works in material handling works with civil works forming part of major scope
- Technology parks, warehouses, large factory buildings etc.

Overseas Business

- Opportunities in power sector by approaching the end-users or OEM companies adding up to capacity addition of 4,000 MW
- Focus on investments planned in power sector for enhancing capacity addition to 412 GW by 2025. Implementation of this plan needs to factor the present lower oil revenues and the Covid -19 pandemic affecting oil production
- GCC economies account for more than 40% of the world's water desalination capacity, we believe in suitably fitting in and meeting the critical needs of GCC and focus in the field of installation, testing, commissioning and O&M of the desalination plant
- Bangladesh has plans for augmenting its power generation capacity from the present 21,000 MW to 31,000 MW by 2030

Growth Opportunities

Electrical Transmission & Distribution

- Rs. 2.86 lakh Crores schemes aimed at ensuring continuous power supply to all residents involves adopting models such as privatizing state-run power distribution companies and having multiple supply, network and distribution franchisees Central Government's plan for India's reducing electricity losses to <12%
- Negating tariff gaps and having prepaid smart metering across the power distribution chain. The Government of India plans to convert all the electricity meters into smart prepaid meters
- Railways to implement the up-gradation of infrastructure to operate highspeed trains and further a target of 7,000 km electrification has been set as part of the modernization of broad-gauge track network

Manufacturing & Heavy Fabrication

- Rehab works coming up in hydro sector for plant up gradation involving the replacement of major parts for the hydro-mechanical works
- Reverse engineered spares for the thermal power plants based on the maintenance inputs of plant operation under the control of the Company
- Working with the major manufacturing and engineering companies for providing as part of supply chain line for components and products
- Away site fabrication input for the manufacture of structural items needed for steel plants, power plants, industrial projects

Hydro Power & Water

- Opportunities of around Rs. 9.25 Billion in Electro-Mechanical packages, Rs. 22.86 Billion in EPC packages of small units, across segments of Hydro Business in the next 4 years
- Major R&M jobs in the old hydro plants and about 16 projects have been identified involving installed capacity of 1,877 MW in the next 5 years
- At present still 65% of the Urban needs have to be brought under the STP scheme and this has thrown up huge opportunities across the Country

Mining

- Significant scope for new mining capacities in iron ore, bauxite and coal and considerable opportunities for future discoveries of sub-surface deposits
- As of FY21, the number of reporting mines in India were estimated at 1,229, of which reporting mines for metallic minerals were estimated at 545 and non-metallic minerals at 684.
- Coal India Ltd. (CIL) approved 32 new coal mining projects, of which 24 are expansion of the existing projects and the remaining are greenfield. Estimated cost of the project is Rs. 47,000 crore

Key Drivers for Growth

Impressive progress in the Steel, Petrochemical, Irrigation sectors. Going forward, there will be a healthy competition between these segments for superior showing in revenue shares of the Company. These segments shall become independent entities for compulsive and competitive survival. New ventures will shoulder the Company and progress at the same time.

Further expansion to business related to Railways, Roads, Steel Plant works, Material Handling works, Oil and Gas sector, Cross Country Pipelines, Urban Infrastructure projects is on the anvil. O&M will continue to be our key driver, doubling in the next 4 to 5 years.

The Company has strongly established its presence in the Middle East and Africa, undertaking ETC projects. In the last 2 years, the Company has also established its presence in the O&M space in the Middle East and North Africa.

Another potential opportunity is in the Roads and Airports segment. Road network expansion is taking place at breakneck speed, and there are opportunities available for choosing.



01 Non-power sector is the key for charting the Company's growth in view of huge investments planned as part of National Infrastructure Pipeline (NIP) worth Rs. 111 lakh Crores in the next 5 to 6 years by the Government of India. Transforming the Company into an engineering and manufacturing base with backward integration will be our priority to bring in value addition, higher revenue and profitability.

02 Apart from O&M, increased penetration into the domestic sector of IPP base, Utilities of Central and State, Captive Thermal power base, integrating the spares business through in-house manufacturing and to make concerted efforts for more penetration into the non-power sector is strategically planned.

03 Efforts have been focussed on entering into the EPC business related to turnkey material handling contracts in Power, Minerals, Coal and other sectors.

04 Capitalize on new growth avenues like water supply pipeline construction backed by Government initiatives like Har Ghar Jal and Jal Jeevan Mission

Company's Strengths



Comprehensive service provider in Power and Non-Power Sector



Huge Asset Base with over 300 cranes and other construction equipment's



Very strong cross functional teams across Business Development, Operations, Finance, Execution, Project and Construction Management



Largest service provider in O&M space with backward and forward integration



Strong supply chain service support for effective project execution



Marquee clientele: Long term relationships with major OEM, EPC players and Utility Companies




Well diversified business profile with stable revenue and margins



Large talent pool with experienced Management team with strong industry background



Project handling capabilities across the globe



Robust Financials



Strong execution capabilities across verticals & cross functional approach for diversification



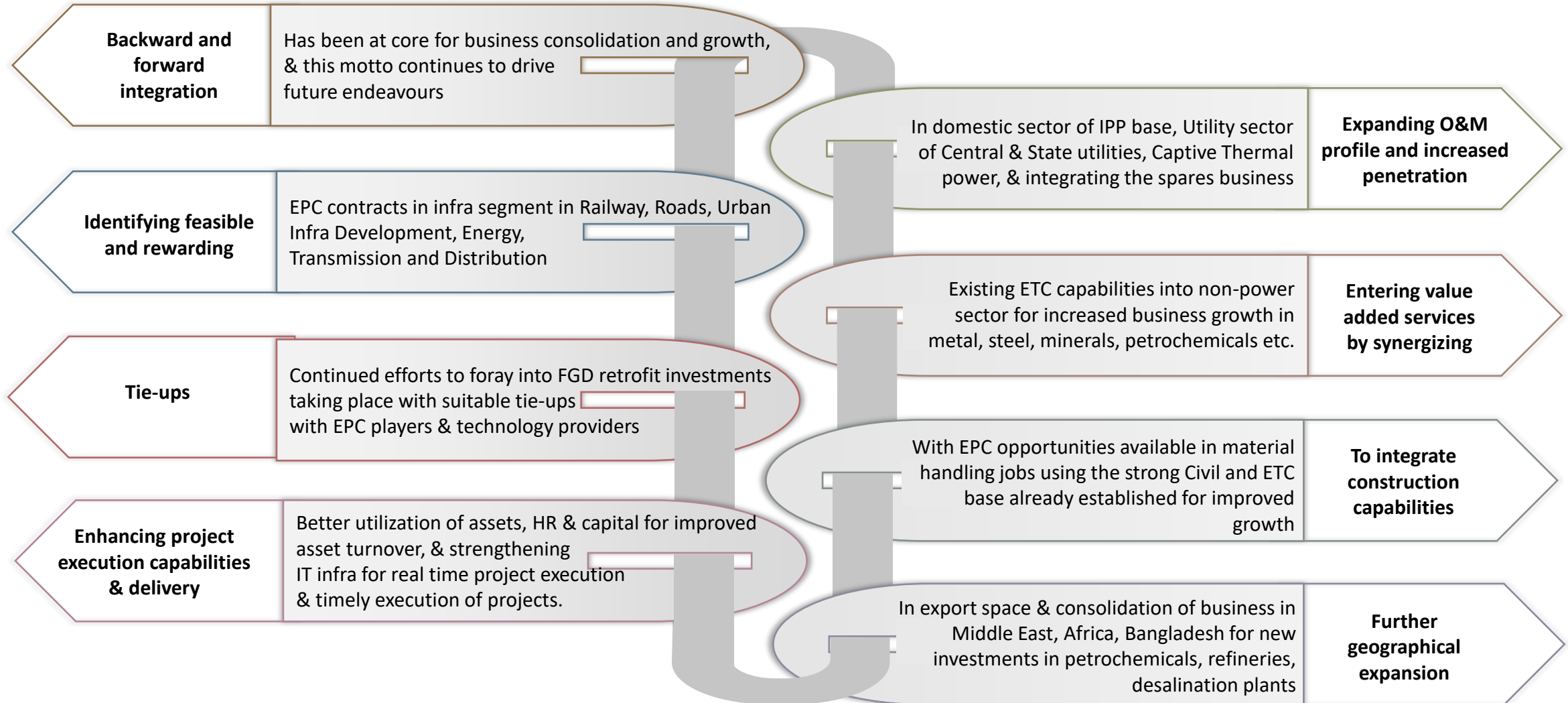
Qualified Independent Board & Good Corporate Governance

Project Management Infrastructure



Business Strategy

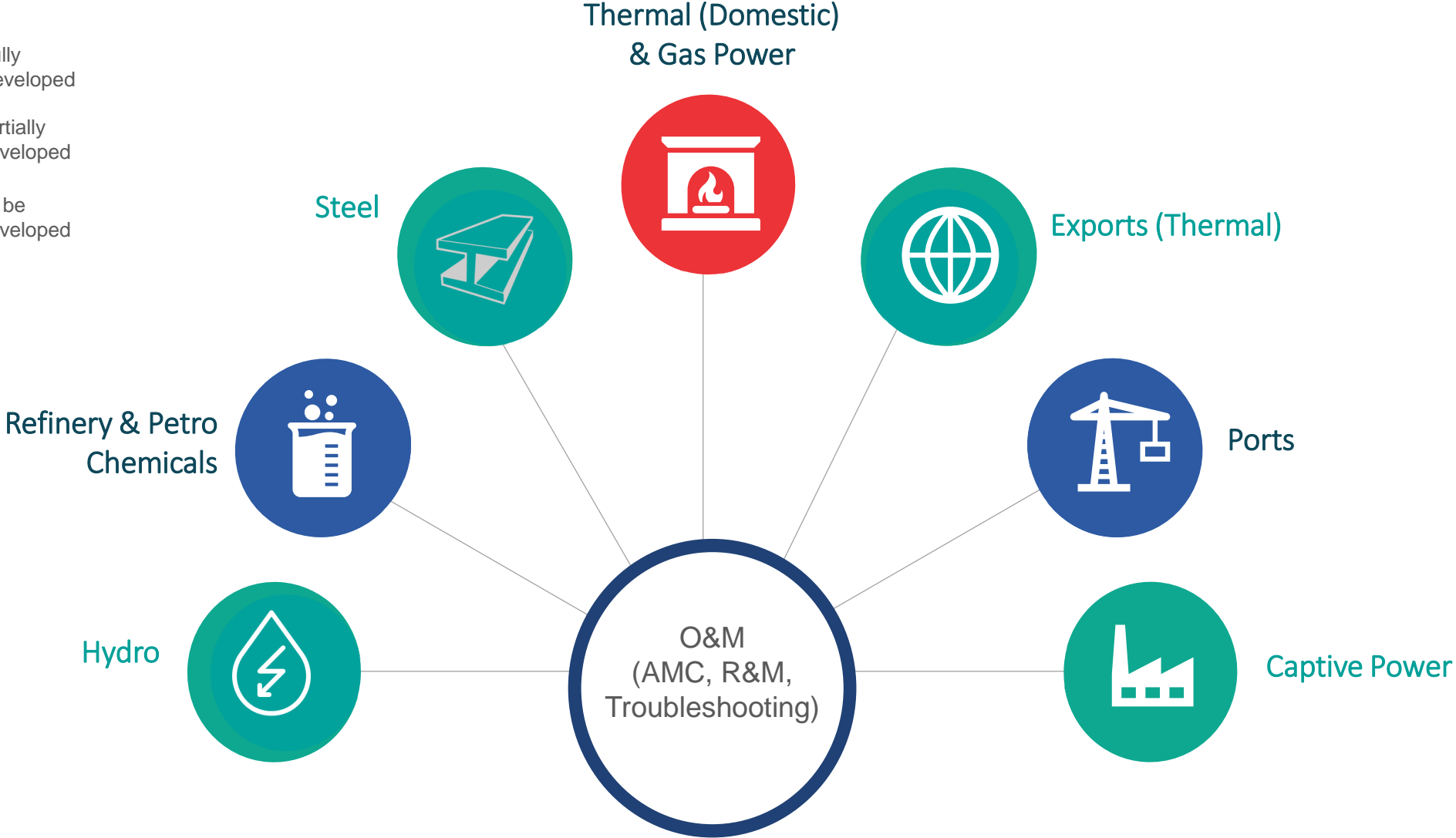
Expanding the services footprint & leveraging technical expertise to target higher margin contracts



Expansion of O&M into other sectors and horizons

Expanding of O&M service into other sectors & new horizons - O&M (AMC, R&M, Troubleshooting)

- Fully Developed
- Partially Developed
- To be Developed



Global Footprint

Global Presence.

Indian Roots.

Power Mech's expertise across SBUs has helped it diversify across geographies, hedging risks, protecting margins and enhancing revenue visibility. The Company's strengthened pre-qualification capability has helped widen its international presence.



Domestic Clients

Established Relationships with Clients – Domestic Projects



International Clients

Established Relationships with Clients – International Projects



هيئة كهرباء ومياه دبي
Dubai Electricity & Water Authority



هيئة كهرباء ومياه الشارقة
Sharjah Electricity & Water Authority



Board of Directors



Sajja Kishore Babu, CMD

Founder of the Company, holds a Bachelor's degree in Mechanical Engineering. Possesses 36 years of experience in the power and infrastructure sector. Able administrator and dynamic leader. Serves on the Board of subsidiary and joint venture companies.



Sajja Lakshmi, Non-Executive Director

Science Graduate, holds a place in the HR management of the Company and CSR Committee. Deeply engaged in social service.



Vivek Paranjpe, Independent Director

B.Sc (Honors), Fergusson College, Pune, Post-Graduate from XLRI Jamshedpur, Gold medalist. More than 44 years of industry experience in various leadership roles in India and abroad. Some of the key strategic senior positions held by him were Director, HR Operations, Asia Pacific Region, for Hewlett Packard at Singapore, and Group President HR, for Reliance Industries Ltd.



GDV Prasada Rao, Independent Director

ME (Chem) Retired as General Manager in Andhra Bank after 30 years of service. Presently, Vice President of Health and Education for All (HEAL), an NGO looking after orphans and underprivileged children.



M Rajiv Kumar, Non-Executive Director

Graduate in Electrical Engineering. Worked 38 years in BHEL. Rose to the level of Executive Director, Power Sector, Eastern Region.



T. Sankaralingam, Independent Director

A BE (Elec) with around 40 years of experience in the power sector. Served as Chairman-Managing Director of NTPC and Managing Director of BGR Energy and also worked at BHEL.



Lasya. Y, Independent Director

Post-Graduate in Management from ISB, MS in Electrical and Computer Engineering from the University of Texas. She has 15 years of experience in IT Project management & delivery, client engagement, IT strategy, business development.

Professional and Experienced Management



S. Rohit, VP, Business Development & Operations
MBA from University of Oxford & Master's degree in Engineering Management from USC, heads the Overseas Operations and Business Development for the entire organization and also drives digital initiatives for Power Mech group of companies



Janardhan Kar, Chief Technical Advisor
Rich experience of more than 40 years in the field of Power Sector. He was associated with NTPC & Chhattisgarh State Power Generation Co.



Anantha Reddy, VP- Electrical T&D
MBA in Project Mgmt, B.E.E. (AMIE) Kolkata & Diploma in Electrical Engg. 28 Years of Experience in Business Devt., Project Management & Site Execution of T&D.



J. Satish, CFO
MBA, Chartered Accountant by Profession. He has got more than 20 years of experience in the field of Finance & Accounts. He has worked with PWC, Deloitte, Kerzner International, Indu Projects & Emaar.



K Ajay Kumar, Sr. VP – O&M
BE Mechanical, he has more than 23 years of experience in Operation & Maintenance, Business Development. Previously he was associated with Indwell Constructions.



S Kodandaramaiah, Director – Business Development
Post-Graduate in mechanical engineering. More than 4 decades of experience in power and industry sector related to EPC, Construction, project management, Business Development. Worked in BHEL, GE.



M. Rajendran, COO
Degree in Civil Engineering. He has more than 38 years of experience in construction & project management in power & industrial sector. He was associated with BHEL.



G. Srinivasulu – Executive Director (Non-Board)
Has more than three decades of rich experience in the Power Sector dealing in Project & Construction Management, Erection & Commissioning.



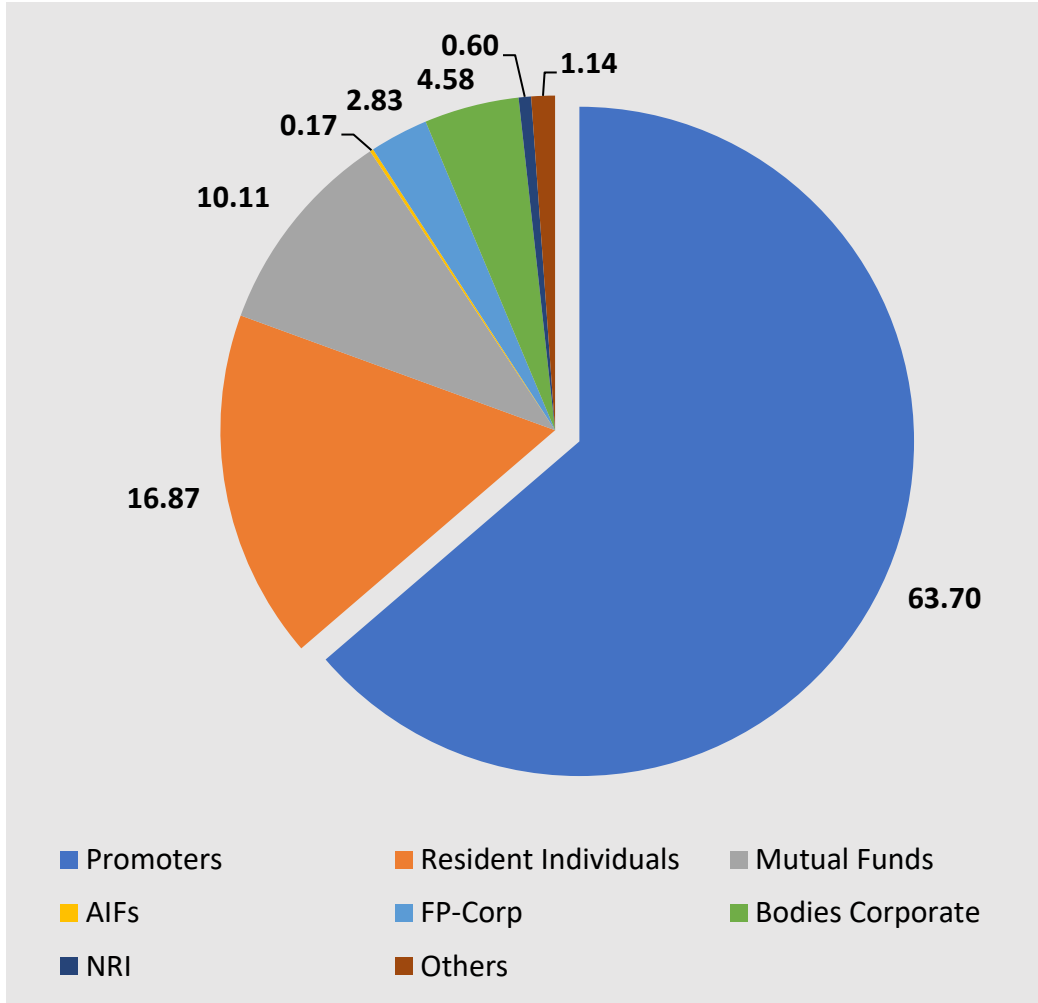
Arbind Koul, MD Hydro Magus Pvt. Ltd
38 years of experience in installing, maintaining, and repairing Hydro Generators and Hydro Turbines. He was associated with BHEL and BC Hydro British Columbia, Canada.



CVK Prasad, Executive Director - Operations
27 years of experience with Brown and Green field projects and O&M of thermal power plants. Adept at dealing with statutory bodies and government authorities and is a graduate in Industrial Engineering

Ownership Summary

Shareholding Pattern



Key Shareholders

Sr. No	Name	Shares	Category	Percentage
1	Promoters & Family	93,71,468	Promoter	63.70%
2	HDFC Small Cap Fund	12,27,393	MUT	8.34%
3	BanyanTree Growth Capital II LLC	3,56,051	FPC	2.42%
4	Aequitas Investment Consultancy Private Limited	98,145	LTD	0.67%
5	Aequitas Equity Scheme I	78,450	AIF	0.53%
6	Right Shopping Private Limited	55,000	LTD	0.37%
7	Fashions Brands (India) Private Limited	46,879	LTD	0.32%
8	Champak Dealers Private Limited	36,497	LTD	0.25%
9	First Water Fund	31,000	FPC	0.21%
10	Vibrant Global Capital Fund	23,441	LTD	0.16%



Financial Performance



Consolidated Profitability Statement

Particulars (Rs. in Cr)	Q2FY22	Q2FY21	YoY	Q1FY22	QoQ	H1FY22	H1FY21	YoY
Revenue from Operations	539	345	56%	623	-13%	1162	620	87%
Other Income	5	2		5		10	4	
Total Revenue	544	348	57%	628	-13%	1172	624	88%
Material Consumed	74	46		73		147	80	
Contract Execution Expenses	308	259		383		691	437	
Employee Cost	93	77		95		188	146	
Other Expenses	6	6		6		12	13	
EBITDA	63	-40	NA	71	-12%	134	-52	NA
EBITDA Margin	11.5%	-11.6%		11.3%	18	11.4%	-8.4%	
Depreciation	9	9		9		18	18	
EBIT	53	-49	NA	62	-14%	116	-70	NA
EBIT Margin	9.8%	-14.2%		9.9%	-9	9.9%	-11.3%	
Finance Cost	17	19		19		36	39	
Share of profit of Associates	-2	-2		-1		-3	-5	
Profit before Tax	35	-70	NA	42	-17%	76	-114	NA
PBT Margin	6.4%	-20.3%		6.6%	-28	6.5%	-18.3%	
Tax	8	-15		10		18	-26	
PAT	27	-55		31	-14%	59	-88	NA
PAT Margin %	5.0%	-15.9%		5.0%	-4	5.0%	-14.1%	
Other Comprehensive Income	-1	-1		-1		-2	0	
Total Comprehensive Income	26	-56		30	-13%	57	-88	
TCI Margin %	4.9%	-16.0%		4.8%	2	4.8%	-14.1%	
EPS	18.41	-35.21		21.37		39.78	-57.36	

Due to Covid-19, the figures do not represent normal quarter/operations and are not strictly comparable with last year or preceding quarter

Consolidated Balance Sheet

Assets (Rs. in Cr)	Sep-21	Mar-21
Non - Current Assets	527	500
Property Plant & Equipments	160	165
CWIP	7	5
Right-of-Use Assets	6	7
Goodwill	0	0
Other Intangible Assets	3	3
Financial Assets		
(i) Investments	37	39
(ii) Loans	0	0
(iii) Other Financial Assets	302	257
Deferred Tax Assets	10	22
Other Non Current Assets	2	2
Current Assets	1,758	1,770
Inventories	122	115
Financial Assets		
(i) Trade Receivables	484	534
(ii) Investments	4	2
(iii) Cash	26	14
(iv) Bank	48	51
(v) Loan	6	6
(vi) Other financial assets	546	564
Income Tax Assets	55	37
Other Current Assets	466	449
Total Assets	2,285	2,270

Equity & Liabilities (in Rs. Cr)	Sep-21	Mar-21
Total Equity	965	908
Share Capital	15	15
Reserves & Surplus	947	890
Non-Controlling Interest	4	4
Non-Current Liabilities	157	127
Financial Liabilities		
(i) Borrowings	27	16
(ii) Other Financial Liabilities	74	72
(iii) Lease Liabilities	3	3
Provisions	5	5
Other Non Current Liabilities	49	32
Current Liabilities	1,162	1,234
Financial Liabilities		
(i) Borrowings	534	454
(ii) Trade Payables	405	513
(iii) Lease Liabilities	2	3
Other Financial Liabilities	105	155
Other Current Liabilities	114	109
Provisions	2	1
Total Equity & Liabilities	2,285	2,270

Due to Covid-19, the figures do not represent normal quarter/operations and are not strictly comparable with last year or preceding quarter

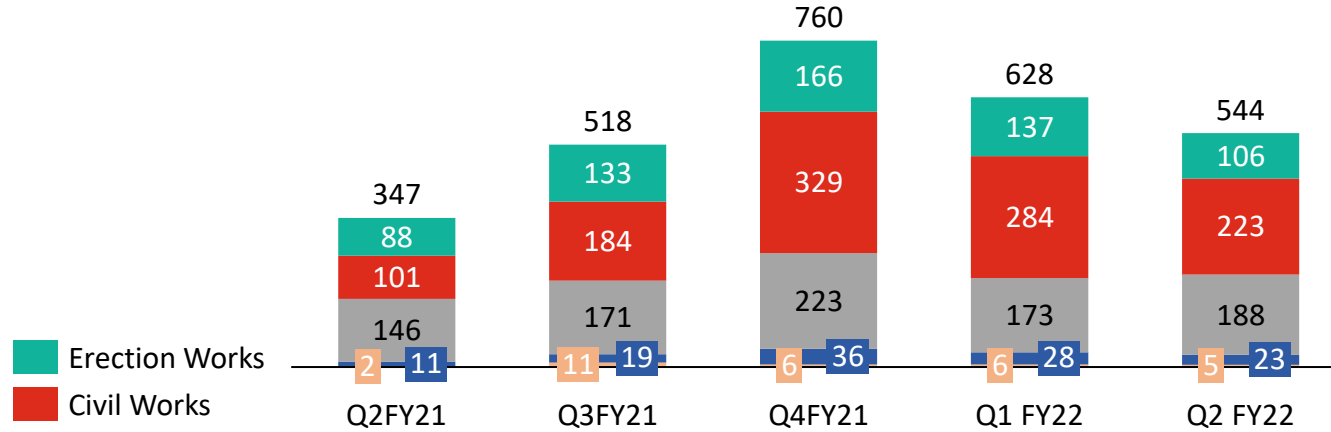
Consolidated Cashflow Statement

Particulars (Rs. in Cr)	Sep-21	Sep-20
Net Profit Before Tax	76	-114
Adjustments for: Non -Cash Items / Other Investment or Financial Items	53	58
Operating profit before working capital changes	129	-56
Changes in working capital	-83	82
Cash generated from Operations	46	26
Direct taxes paid (net of refund)	25	9
Net Cash from Operating Activities	22	17
Net Cash from Investing Activities	-23	-38
Net Cash from Financing Activities	14	34
Net Decrease in Cash and Cash equivalents	13	12
Add: Cash & Cash equivalents at the beginning of the period	14	30
Cash & Cash equivalents at the end of the period	26	42

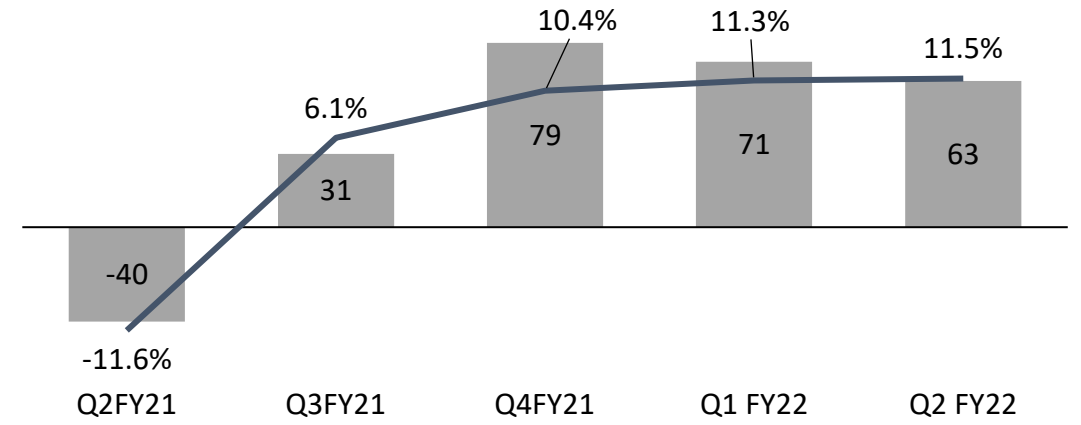
Due to Covid-19, the figures do not represent normal quarter/operations and are not strictly comparable with last year or preceding quarter

Quarterly Performance Analysis

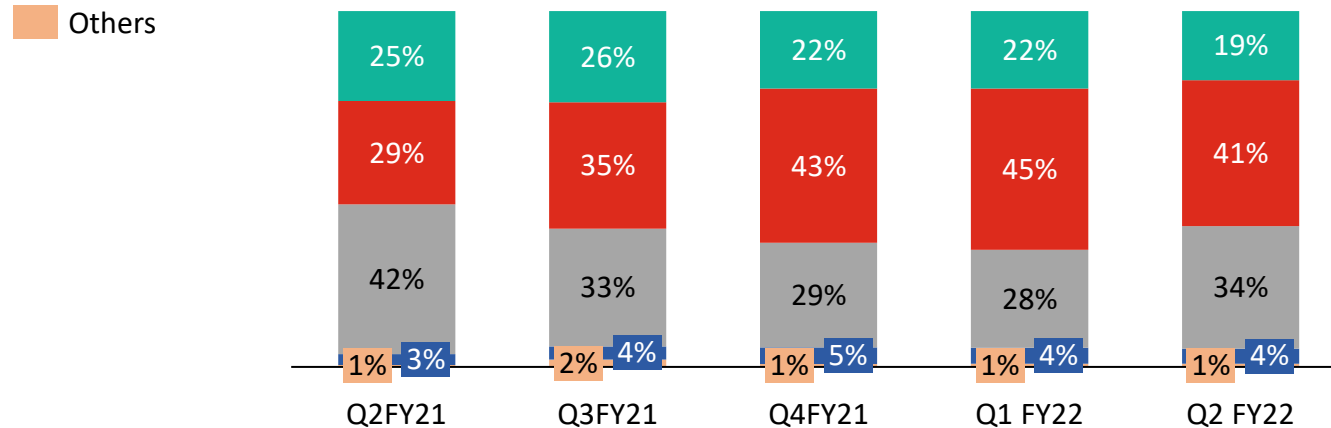
Total Revenue Mix (Rs. Crores)



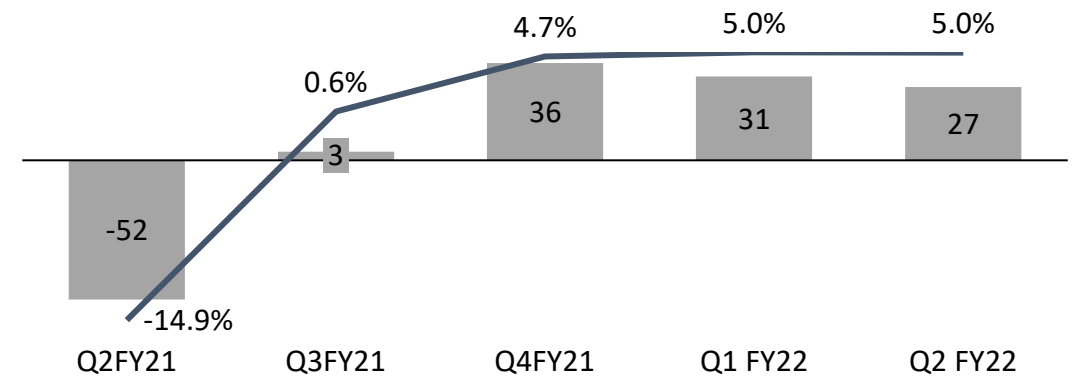
EBITDA (Rs. Crores) & EBITDA Margin



Total Revenue Mix (%)



PAT (Rs. Crores) & PAT** Margin**



Due to Covid-19, the figures do not represent normal quarter/operations and are not strictly comparable with last year or preceding quarter

*High Margin Service Segment; ** PAT after Minority Interest

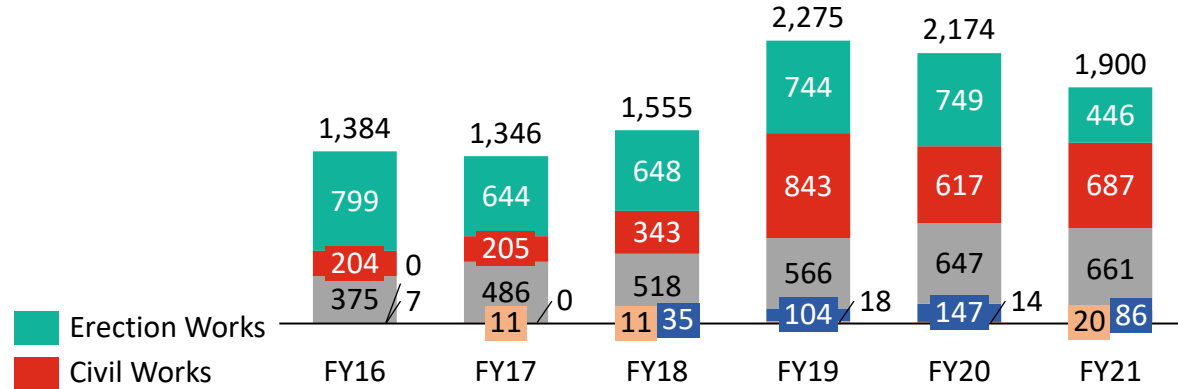
Consolidated Profitability Statement

Profit and Loss (Rs. in Cr)	FY21	FY20	FY19	FY18	FY17	FY16
Revenue from Operations (Net of Excise)	1,884	2,165	2,261	1,548	1,338	1,378
Other Income	16	9	14	7	8	6
Total Revenue	1,900	2,174	2,275	1,555	1,346	1,384
Material Consumed	270	312	330	188	122	115
Contract Execution Expenses	1,224	1,230	1,215	815	793	899
Employee Cost	322	325	393	312	227	155
Other Expenses	26	27	33	31	31	28
EBITDA	58	280	305	209	174	187
EBITDA Margin	3.1%	12.9%	13.4%	13.4%	12.9%	13.5%
Depreciation	36	39	46	43	41	39
EBIT	22	241	259	166	133	148
EBIT Margin	1.2%	11.1%	11.4%	10.7%	9.9%	10.7%
Finance Cost	79	74	55	36	33	33
Share in Profit/(loss) in JV and Associates	-3	2	2	0	1	0
Profit before Tax	-60	168	206	130	100	116
Profit before Tax Margin	-3.2%	7.7%	9.0%	8.4%	7.5%	8.4%
Tax	-11	37	62	39	36	41
PAT	-49	131	143	91	65	75
Minority Interest	3	-1	22	11	0	0
PAT after Minority Interest	-46	131	122	79	65	75
PAT Margin %	-2.4%	6.0%	5.3%	5.1%	4.8%	5.4%
EPS	-31.00	89.24	82.69	54.01	43.96	54.08

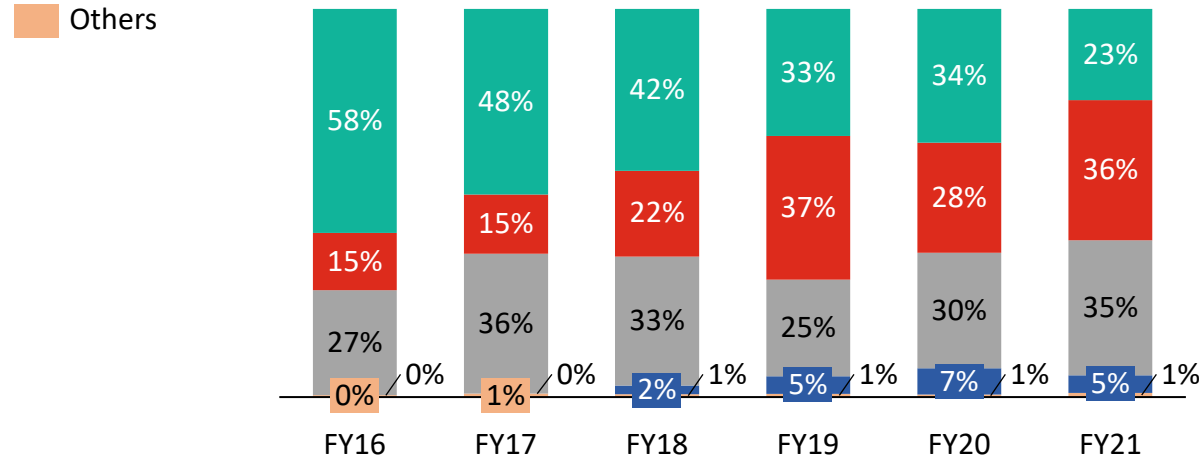
Due to Covid-19, the figures do not represent normal quarter/operations and are not strictly comparable with last year or preceding quarter

Historical Performance

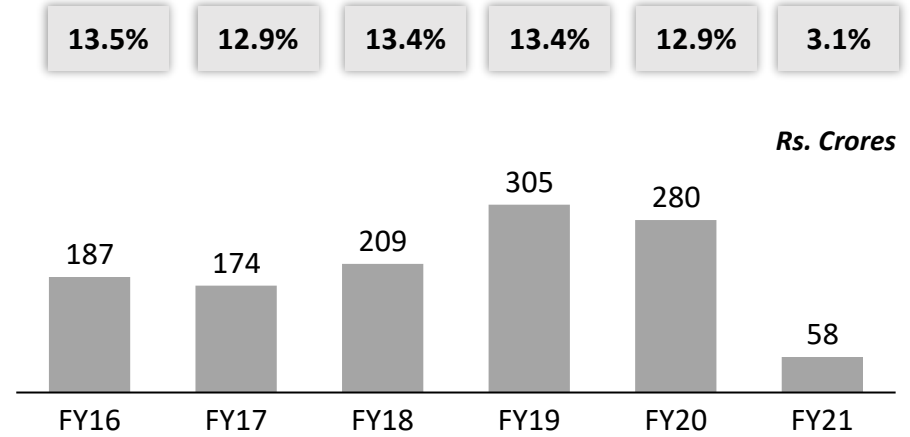
Total Revenue Mix (Rs. Crores)



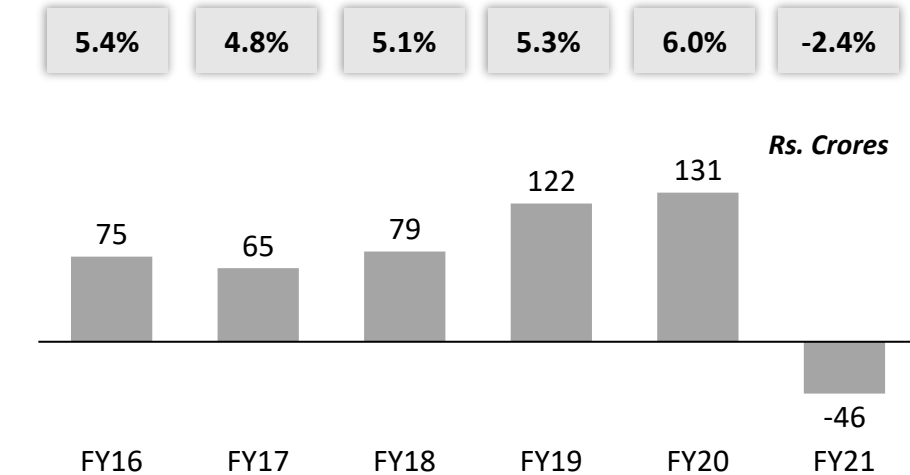
Revenue Mix (%)



EBIDTA & EBITDA Margins



Profit After Tax**



Due to Covid-19, the figures do not represent normal quarter/operations and are not strictly comparable with last year or preceding quarter

*High Margin Service Segment; ** PAT after Minority Interest

New Order: Mine Development & Operation Project from CCL

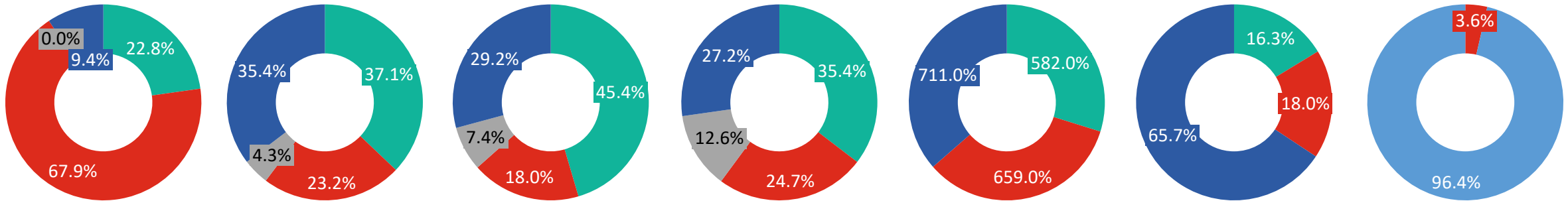
- Awarded a **Mine Development & Operation (MDO)** project from **Central Coalfields Limited (CCL)**, a subsidiary of **Coal India Limited**, aggregating to **Rs. 9,294 Crores** over the contract period.
- Consortium of Power Mech Projects Limited and AMR India Limited wherein **Power Mech is the consortium leader with 74% stake** and AMR India will hold 26% stake. An SPV - **M/s. KBP Mining Private Limited** has been formed to undertake the project
- **Duration of the contract is 25 years** which includes two years of development period and marks the entry of a new strategic business unit
- The project has total coal extraction capacity of approximately 105 million MT with an annual capacity of 5 million MT and over burden removal during the project period is over 539 MBCM
- The material handling expertise of the Company in project development combined with the technical expertise of AMR in the field of greenfield mining project development, will greatly help in the overall development of the project which will result in achieving of the targets given by Coal Mining and Service Agreement.
- This project will strengthen the already robust order book even further and enable the Company to **diversify its order book** which is in line with its strategy to have an optimum mix between power and non-power segments.
- The project will add more than **Rs. 400 crores annually to top line**. With the revenue coming in from the O&M business and this MOO projects, we expect to witness sustainable revenue with higher margins in the future for longer period.

Strong Order Inflow

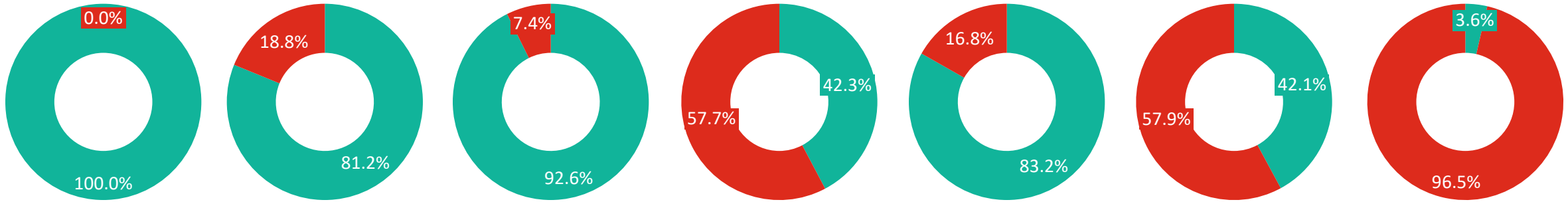
Rs. Crores



Erection O&M Electrical Works Civil & Other Works Mining



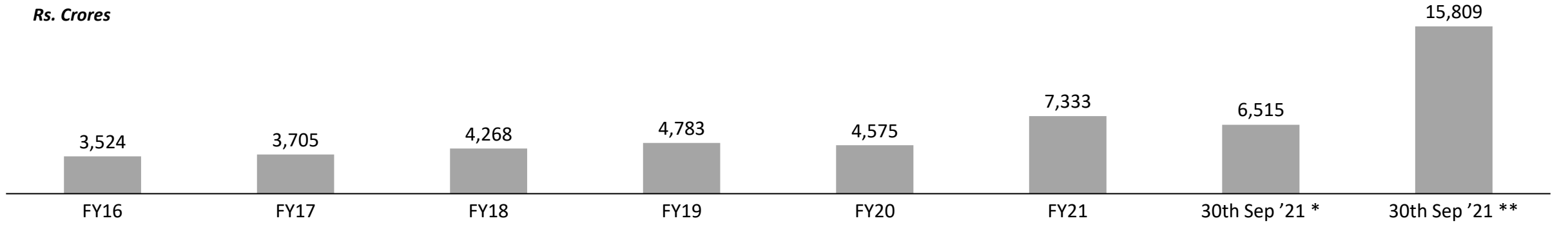
Power Non Power



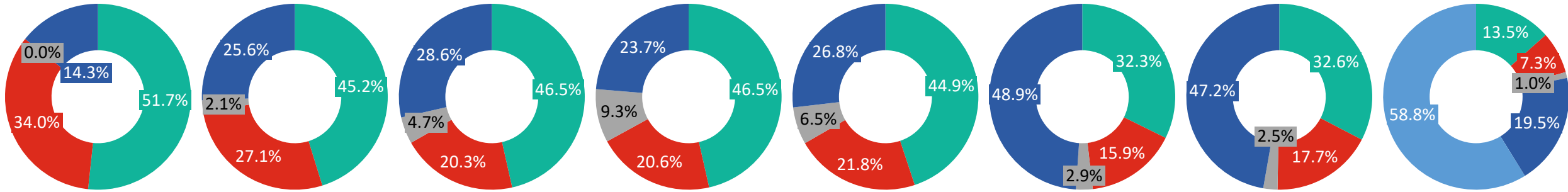
The Company sourced MDO contract of Rs. 9,294 crores (executable over 25 years) during H1 FY22
Total orderbook of the Company as on 30th September 2021 including MDO contract is Rs. 15,809 crores

Order Back Log

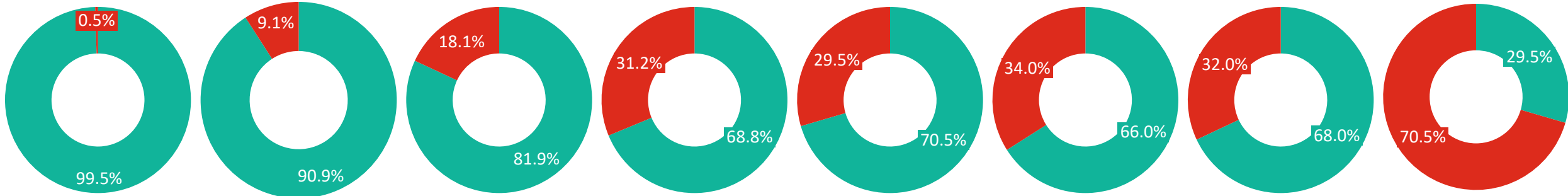
Rs. Crores



Erection O&M Electrical Works Civil & Other Works Mining




Power Non Power



* - Excluding MDO contract
** - Including MDO contract

Power Mech™



Growth Unlimited

Our Projects



Industrial Construction: Domestic Projects (Erection, Testing & Commissioning)



3x660 MW Nabinagar STPP, NPGCL



3x660 MW Barh STPP, NTPC



2x660 MW Suratgarh STPP, RRVUNL



Lowering of pipe at Mundra to Kandla pipeline project-90 KM, Adani



2x500 MW Neyveli TPP, NLC



1x660 MW Harduaganj TPS, UPRVUNL




5x800 MW Yadadri TPP, TSGENCO




Lowering of Pipe Section, Mundra, Adani



Station Piping at Ennore, IOCL



Utility Corridor, Gallery Erection, Dolvi, JSW



SMS II - Overhead Tank, Dolvi - JSW



Erection of P&N Gallery at Bellary, JSW

Infrastructure Construction: Civil, Architecture & Railway Works



5X800 MW Yadadri TPS, TSGENCO



1x800 Mw TPSS, North Chennai, TNGEDCO



1X660 MW Bhusawal TPS at Maharastra-MAHAGENCO



Construction of Roadbed, Major and Minor Bridges, Track Linking, Gudivada - Machilipatnam section -RVNL



AMTZ- Infrastructure Development Works of Andhra Pradesh Med Tech Zone



MEMU Shed at Kanpur-RVNL



Construction of Ramayampet Canal –I & CAD- Telangana Govt.



2x660 Mw STPS, Suratgrah - RRVNL

Overseas Business



**4X660 MW Shuqiaq SSPP, KSA
(Completed Project)**



25 MW, Ray Project-RAY International LLC, Oman



**1,516 MW IBRI IPP, SEPCO – 3, Oman
(Completed Project)**



**2X660 MW at Rampal, Maitree,
Bangladesh-BIFPCL**



**1,800 MW Alba PS5 CCPP, Bahrain
(Completed Project)**



1,390 MW Waad Al Shamal ISCCPP, GE, KSA



1,519 MW Fadhili CHPP, Doosan, KSA




**1800 MW Alba CCPP, ETC of GTG, STG,
HRSG & BOP, Bahrain**



Aweer Power Station H Phase IV, Elsewedy, Dubai



**400 MW Dangote Oil Refinery & Petrochemicals
Project, DORC, Nigeria**



**220 MW (GAS) / 212 MW, (HSD) CCPP, Bisho Infra,
Bangladesh**



**Second Water Expansion Seawater Desalination
Plant, Shuaibah-3, FISIA ABEIMA, KSA**


Operations & Maintenance (O&M)



Siemens -138 MW Gas Turbine Paguthan



TG Overhauling 600 MW Jharsuguda Vedanta



Bearing Disassembly At NTPC-Simhadri



Control & Stop Valves Overhauling Sipat 660 MW



Capital Overhauling of Turbine 63 MW, SV Power, Korba Rotor Lifting-3



HP Heater Replacement 800 MW, CGPL Mundra 2



Cuplock Scaffolding Erection 800 MW, Mundra



MSH Line Modification, 600 MW Singareni



Main Turbine Overhauling, 660 MW, Kawai



Turbine AOH, 600 MW, Udipi



ID Fan AOH, 800 MW CGPL, Mundra



Urea Reactor Tank Installation At Ramagaundam, Telangana

Manufacturing Facility, Hydro Power & Water



27.5 MLD STP, Networking at Palwal, MCPALWAL



Railway – Axil Box Housing



Fibrizer Rotor - Triveni Engineering



Implementation of Hydro Electric Project, 2 MW at Upper Kallar, KSEB



Implementation of Hydro Electric Project (2MW/5.14 Mu)-KSEB



Head stock - ISGEC Heavy Engineering



28 MLD STP at Karnal, TPL



Machining of Valve outer casing.



Heavy Duty Centre Lathes (Noida)



BHEL – HP Inner Casing



SR Furnace (Noida)



Manufacturing Unit (Noida)

Contact Us

For further information, please contact:

Company



POWER MECH PROJECTS LTD

CIN: L74140TG1999PLC032156

Mr. Mohith Kumar Khandelwal
+91-40-30444418 / +91 9885149418

Email: cs@powermech.net

www.powermechprojects.com

Investor Relations Advisors

SGA Strategic Growth Advisors

CIN: U74140MH2010PTC204285

Mr. Jigar Kavaiya / Mr. Aakash Mehta
+91 99206 02034 / +91 98191 78243

jigar.kavaiya@sgapl.net / aakash.mehta@sgapl.net

www.sgapl.net

Thank You