

15<sup>th</sup> May, 2024

Corporate Relationship Department  
**BSE Limited**  
Phiroze Jeejeebhoy Towers,  
Dalal Street, Mumbai – 400 001

**National Stock Exchange of India Limited**  
Exchange Plaza, Plot No. C-1,  
Block G, Bandra – Kurla Complex,  
Bandra (East), Mumbai – 400 051

**Script Code: 522281**

**Symbol: RAMRAT**

**Sub.: Compliance under Regulation 30 of the SEBI (Listing Obligations and Disclosures Requirements) Regulations, 2015 (“Listing Regulations”).**

Dear Sir/Madam,

Pursuant to Regulation 30 and other applicable provisions of Listing Regulations, please find enclosed copies of Financial Results of the Company for the quarter and year ended on 31<sup>st</sup> March, 2024, published in the following newspapers today:

- i. All India edition of Financial Express;
- ii. Mumbai edition of Loksatta; and
- iii. Delhi edition of Jansatta.

You are requested to kindly take on record the same.


Thanking you,

Yours faithfully,

For **Ram Ratna Wires Limited**


**Saurabh Gupta**  
**Company Secretary & Compliance Officer**  
**M. No: A53006**


Encl: As above


 <b>Manali Petrochemicals Limited</b> Registered Office: "SPIC House", No. 98, Mount Road, Guindy, Chennai - 600 032. CIN: L24291TN1696PLC013087 Website: www.manalipetro.com Telephone: 044 - 2235 1098 E-mail: companysecretary@manalipetro.com					
<b>EXTRACT FROM THE STATEMENT OF FINANCIAL RESULTS FOR THE QUARTER AND YEAR ENDED 31.03.2024</b>					
(₹ in Lakhs)					
Particulars	Consolidated				
	Quarter ended		Year ended		
	31.03.2024	31.03.2023	31.03.2024	31.03.2023	
<b>Audited</b>					
Total Income from Operations	25,628	33,352	1,03,235	1,17,709	
Net Profit for the period (before Tax, Exceptional and Extraordinary Items)	1,354	241	3,889	6,997	
Net Profit for the period before Tax (after Exceptional and Extraordinary Items)	800	241	3,335	6,997	
Net Profit for the period (after Tax, Exceptional and Extraordinary Items)	130	(46)	1,921	5,068	
Net Profit for the period (after Tax, Exceptional and Extraordinary Items)	296	271	3,024	5,694	
Total Comprehensive Income for the period (Comprising Profit for the period (after Tax) and Other Comprehensive Income (after Tax))	8,603	8,603	8,603	8,603	
Equity Share Capital (Face value of ₹ 5/- each)					
Other Equity excluding Revaluation Reserves as at 31st March			97,567	95,834	
Earnings Per Share (EPS) ₹ 5/- each (Basic and Diluted)	0.08	(0.03)	1.12	2.95	
<b>Note:</b>					
1. Additional information on Standalone Financial Results pursuant to proviso to Reg. 47 (1) (b):					
Particulars	Quarter ended				
	Quarter ended		Year ended		
	31.03.2024	31.03.2023	31.03.2024	31.03.2023	


Place: Chennai  
Date: May 13, 2024


By order of the Board  
For Manali Petrochemicals Limited  
R Chandrasekar  
Managing Director  
DIN: 06374821

 <b>PTL Enterprises Limited</b> Regd. Office: 3rd Floor, Areekal Mansion, Near Manorama Junction, Panampilly Nagar, Kochi-682036, Kerala, India CIN: L25111KL1959PLC009300 Website: www.ptlenterprises.com, Email: investors@ptlenterprises.com Tel: (0484) - 4012046, 4012047; Fax: (0484) - 4012048					
<b>EXTRACT OF AUDITED FINANCIAL RESULTS FOR THE QUARTER AND YEAR ENDED MARCH 31, 2024</b>					
₹ LAKHS					
Sl. No.	PARTICULARS	QUARTER ENDED		YEAR ENDED	
		31.03.2024	31.03.2023	31.03.2024	31.03.2023
		<b>(AUDITED)</b>			
1	Total income from operations	1,608.30	1,607.42	6,434.99	6,434.11
2	Net profit for the period (before tax & exceptional items)	1,314.59	1,271.05	5,366.61	5,333.81
3	Net profit for the period before tax (after exceptional items)	1,314.59	1,271.05	5,366.61	5,333.81
4	Net profit for the period after tax (after exceptional items)	556.44	246.78	2,356.03	2,327.63
5	Total comprehensive income for the period (comprising profit for the period (after tax) and other comprehensive income (after tax))	2,132.48	(167.04)	16,675.03	14,359.20
6	Paid-up equity share capital (equity shares of ₹ 1 each)	1,323.77	1,323.77	1,323.77	1,323.77
7	Reserves excluding revaluation reserves			53,445.62	39,116.53
8	Earnings per share (of ₹ 1 each) (not annualised)				
	Basic (₹)	0.42	0.19	1.78	1.76
	Diluted (₹)	0.42	0.19	1.78	1.76
The above is an extract of the detailed format of the quarter and year ended March 31, 2024 financial results filed with the stock exchanges under Regulation 33 of the SEBI (Listing Obligations & Disclosure Requirements) Regulations, 2015. The full format of the Quarterly / Yearly Financial Results is available in the website of the Company www.ptlenterprises.com and the websites of the Stock Exchanges.					
NSE URL - https://www.nseindia.com/get-quotes/equity?symbol=MANALIPETC BSE URL - https://www.bseindia.com/stock-share-price/manali-petrochemical-ltd/manalipet/500268/					
For and on behalf of the Board of Directors of <b>PTL ENTERPRISES LTD.</b>					
Sd/- <b>ONKAR KANWAR</b> CHAIRMAN					
Place: Gurugram Date: May 14, 2024					

 <b>MATRIMONY.COM LIMITED</b> Regd. Off: No. 94, TVS Bellas Towers, Tower II, 5th Floor, Raja Annamalaiapuram, Chennai - 600028. Website: www.matrimony.com CIN: L63990TN2001PLC047432				
<b>Extract of statement of Consolidated Audited Financial Results for the quarter and year ended March 31, 2024</b>				
(₹ Lakhs except EPS)				
Sl. No.	Particulars	Quarter ended		Quarter ended March 31, 2023 (Audited)
		March 31, 2024 (Audited)	March 31, 2024 (Audited)	
1.	Total Income from Operations	12,609	50,751	11,996
2.	Net Profit for the period (before Tax, and Exceptional Items)	1,535	6,471	1,351
3.	Net Profit for the period before tax (after Exceptional Items)	1,535	6,471	1,351
4.	Net Profit for the period after tax (after Exceptional Items)	1,173	4,955	1,140
5.	Total Comprehensive Income for the period	1,155	4,911	1,160
6.	Equity Share Capital	1,113	1,113	1,113
7.	Reserves (excluding Revaluation Reserve) as shown in the Audited Balance Sheet of the previous year		28,037	
8.	Earnings Per Share (of ₹ 5/- each)			
	1. Basic:	5.27	22.26	5.12
	2. Diluted:	5.27	22.25	5.12
<b>NOTE:</b>				
1. The extract of standalone financial results is as under:				
Particulars	Quarter ended March 31, 2024 (Audited)	Year ended March 31, 2024 (Audited)	Quarter ended March 31, 2023 (Audited)	
	12,517	50,342	11,917	
Total Income from operations				
Net Profit before tax after exceptional items	1,518	6,384	1,363	
Net Profit after tax and exceptional items	1,152	4,845	1,147	
2. The above is an extract of the detailed format of Audited Financial Results filed with the Stock Exchanges under Regulation 33 of the SEBI (Listing Obligations & Other Disclosure Requirements) Regulations, 2015 (as amended). The full format of the Financial Results are available on the Company's website at www.matrimony.com and the Stock Exchange(s) websites at www.nseindia.com and www.bseindia.com				
3. The above results were reviewed and recommended by the Audit Committee at their meeting held on May 13, 2024 and approved by the Board of Directors at their meeting held on May 14, 2024 at Chennai.				
For and on behalf of the Board of Directors of <b>Matrimony.com Limited,</b> Murugavel J Chairman & Managing Director				
Place: Chennai Date: May 14, 2024				

 <b>NELCAST LIMITED</b> CIN: L27109AP1982PLC003518 Regd. Office: 34, Industrial Estate, Gudur - 524 101, Tel: 08624 - 251266; Fax: 08624 - 252066. Website: www.nelcast.com Email: nelcast@nelcast.com										
<b>STATEMENT OF AUDITED STANDALONE &amp; CONSOLIDATED FINANCIAL RESULTS FOR THE YEAR ENDED 31ST MARCH 2024</b>										
(₹ in lakhs)										
Sl. No.	Particulars	Standalone				Consolidated				
		3 Months Ended		Year Ended		3 Months Ended		Year Ended		
		31.03.2024	31.12.2023	31.03.2023	31.03.2024	31.03.2024	31.12.2023	31.03.2023	31.03.2024	31.03.2023
<b>Audited</b>										
1	Total Income from Operations	29921.20	32297.46	31517.78	128121.90	128011.84	29921.20	32297.46	31517.78	128121.90
2	Net Profit / (Loss) for the period (before Tax, Exceptional and Extraordinary Items)	540.83	1388.25	599.22	5081.84	4031.70	540.83	1388.25	599.22	5081.84
3	Net Profit / (Loss) for the period before Tax (after Exceptional and Extraordinary Items)	591.81	3117.06	599.22	6861.83	4031.70	591.81	3117.06	599.22	6861.83
4	Net Profit / (Loss) for the period after Tax (after Exceptional and Extraordinary Items)	506.54	2553.06	448.40	5441.12	2973.54	506.54	2553.06	448.40	5441.12
5	Total Comprehensive Income for the period after tax	541.35	2536.77	455.19	5427.03	2933.19	541.35	2536.77	455.19	5427.03
6	Equity Share Capital (face value of Rs.2/- each fully paid up)	1740.02	1740.02	1740.02	1740.02	1740.02	1740.02	1740.02	1740.02	1740.02
7	Other Equity (as shown in the Audited Balance Sheet)				50179.96	45100.04				50179.96
8	Earnings Per Share of Rs.2/- each (EPS for the Quarters are not annualised)									
	Basic	0.58	2.93	0.52	6.25	3.42	0.58	2.93	0.52	6.25
	Diluted	0.58	2.93	0.52	6.25	3.42	0.58	2.93	0.52	6.25
<b>Notes:</b>										
The above is an extract of the detailed format of Financial Results filed with the Stock Exchange under Regulation 33 of the SEBI (Listing Obligations and Disclosure Requirements) Regulations, 2015. The full format of the Quarterly/Annual Financial Results are available on the Stock Exchange websites - www.bseindia.com and www.nseindia.com and on the Company's website www.nelcast.com.										
* The Company has Exceptional Items of Rs. 50.98 Lakhs in account of profit on sale of land during the quarter ended 31st March 2024 and Rs. 1779.79 Lakhs for the year ended 31st March 2024.										
For Nelcast Limited <b>P. Deepak</b> Managing Director										
Place: Chennai Date: 13.05.2024										

 <b>AARTI PHARMALABS LIMITED</b> CIN: L24100GJ2019PLC110964 Registered Office: Plot No. 22/C1 & 22/C2, 1st Phase, GDC Vapi- 396195, Valsad, Gujarat. Corporate Office: 204, Udyog Kshetra, 2nd Floor, Mulund Goregaon Link Road, Mulund West, Mumbai- 400080, Maharashtra Website: www.aarti-pharmalabs.com, Email: investors@arti-pharmalabs.com										
<b>Extract of Audited Financial Results for the quarter and year ended March 31, 2024</b>										
(₹ in Lakhs except for Share data)										
Sl. No.	Particulars	STANDALONE				CONSOLIDATED				
		Quarter ended		Year ended		Quarter ended		Year ended		
		31-Mar-24	31-Dec-23	31-Mar-23	31-Mar-24	31-Mar-24	31-Dec-23	31-Mar-23	31-Mar-24	31-Mar-23
<b>Audited</b>										
1	Total Income from Operations (Net)	42,050	37,349	37,427	1,51,314	1,51,253	50,780	45,008	48,580	1,85,750
2	Net Profit / (Loss) for the period (before Tax, Exceptional and Extraordinary Items)	9,128	6,744	5,674	27,452	23,336	9,575	7,382	5,884	30,049
3	Net Profit / (Loss) for the period before tax (after Exceptional and Extraordinary Items)	9,128	6,744	5,674	27,452	23,336	9,575	7,382	5,884	30,049
4	Net Profit / (Loss) for the period after tax (after Exceptional and Extraordinary Items)	6,302	4,819	3,999	20,065	17,173	6,525	5,276	4,287	21,690
5	Total Comprehensive Income for the period (Comprising Profit / (Loss) for the period (after tax) and Other Comprehensive Income (after tax))	6,191	4,869	3,937	20,078	17,103	6,436	5,306	3,782	21,645
6	Paid-up Equity Share Capital (Face Value of Rs. 5/- each)	4,531	4,531	4,531	4,531	4,531	4,531	4,531	4,531	4,531
7	Reserves (excluding Revaluation Reserve)	-	-	-	1,57,615	1,39,328	-	-	-	1,71,173
8	Net Worth	-	-	-	1,62,146	1,43,857	-	-	-	1,75,704
9	Earnings Per Share (of Rs. 5/- each) (for continuing and discontinued operations)									
	1. Basic:	6.95	5.32	4.41	22.14	16.95	7.20	5.82	4.73	23.93
	2. Diluted:	6.95	5.32	4.41	22.14	16.95	7.20	5.82	4.73	23.93
<b>Notes:</b>										
1. The above is an extract of the detailed format of Financial Results filed with the Stock Exchanges under Regulation 33 of the SEBI (Listing Obligations and Disclosure Requirements) Regulations, 2015. The full format of the Financial Results are available on the websites of Stock Exchange(s) viz. www.bseindia.com and www.nseindia.com and website of the Company www.aarti-pharmalabs.com										
2. The above Financial Results have been reviewed and recommended by the Audit Committee and approved by the Board of Directors in their meeting held on May 13, 2024.										
3. The Financial Results have been prepared in accordance with the Indian Accounting Standards ("Ind AS") prescribed under Section 133 of the Companies Act, 2013 read with relevant rules thereunder and in terms of Regulation 33 of the SEBI (Listing Obligations and Disclosure Requirements) Regulations, 2015										
4. The Company has identified only one segment i.e. Pharmaceuticals as reporting segment.										
For AARTI PHARMALABS LIMITED Sd/- <b>Hetal Gogri Gaba</b> Vice Chairperson & Managing Director DIN: 00055429										
Place: Mumbai Date: May 13, 2024										

 <b>RAM RATNA WIRES LIMITED</b> (CIN: L31300MH1992PLC067802) Regd. Off.: Ram Ratna House, Victoria Mill Compound (Utopia City), Pandurang Budha Karm Marg, Worli, Mumbai - 400 013. Tel: +91 - 22 - 2494 9009/2492 4144 Email: investorrelations.rwl@rrgobal.com Website: www.rrshramik.com										
<b>EXTRACT OF AUDITED STANDALONE AND CONSOLIDATED FINANCIAL RESULTS FOR THE QUARTER AND YEAR ENDED 31<sup>st</sup> MARCH, 2024</b>										
(₹ in lakhs)										
Sr. No.	Particulars	STANDALONE				CONSOLIDATED				
		Quarter Ended		Year Ended		Quarter Ended		Year Ended		
		31.03.2024	31.03.2023	31.03.2024	31.03.2023	31.03.2024	31.03.2023	31.03.2024	31.03.2023	
<b>(Refer Note 2)</b>										
1.	Total income from operations (net)	67493.44	64206.09	261514.04	232816.88	80338.50	72441.35	298324.79	264959.87	
2.	Net Profit (before tax, Exceptional and / or Extraordinary items)	1834.12	1819.81	6884.55	5714.51	2341.57	2197.66	7464.03	6440.82	
3.	Net Profit (before tax, after Exceptional and / or Extraordinary items)	1834.12	1819.81	6884.55	5714.51	2341.57	2197.66	7464.03	6440.82	
4.	Net Profit after tax (Share of Owners of the Company) (after Exceptional and / or Extraordinary items)	1560.15	1382.55	5039.68	4290.69	1760.07	1506.31	5226.15	4489.22	
5.	Total Comprehensive Income (Share of Owners of the Company)	2352.41	2308.12	11823.28	5007.74	2552.84	2411.31	12001.57	5121.44	
6.	Equity Share Capital	2200.00	2200.00	2200.00	2200.00	2200.00	2200.00	2200.00	2200.00	
7.	Reserves excluding Revaluation Reserves as at Balance Sheet date			37904.47	28207.05			38840.40	28964.68	
8.	Earnings per share*									
	- Basic (in ₹)	3.55	3.14	11.45	9.75	4.00	3.42	11.88	10.20	
	- Diluted (in ₹)	3.55	3.14	11.45	9.75	4.00	3.42	11.88	10.20	
*Basic and Diluted Earnings per share are not annualised except for the year ended 31 <sup>st</sup> March, 2024 and 31 <sup>st</sup> March, 2023.										
<b>Notes:</b>										
1. The above financial results have been reviewed by the Audit Committee at its meeting held on 13 <sup>th</sup> May, 2024 and approved by the Board of Directors at their meeting held on 14 <sup>th</sup> May, 2024.										
2. The figures for the quarter ended 31 <sup>st</sup> March, 2024 and 31 <sup>st</sup> March, 2023 are the balancing figures between the audited figures in respect of the full financial year and published year to date unaudited figures upto the third quarter of the respective financial year, which were subjected to Limited review by the Statutory Auditors.										
3. The above is an extract of the detailed format of Statement of Standalone and Consolidated Financial Results filed with the Stock Exchanges under Regulation 33 of SEBI (Listing Obligations and Disclosure Requirements) Regulations, 2015 as amended. The full format of the Statement of Standalone and Consolidated Financial Results are available on the stock exchange websites - www.bseindia.com, www.nseindia.com and also on the Company's website www.rrshramik.com.										
4. Previous period/year figures have been re-grouped or re-classified wherever applicable, to conform to current period's classification.										
For and on behalf of the Board of Directors of <b>RAM RATNA WIRES LIMITED</b> Sd/- <b>Tribhuvanprasad Rameshwari Kabra</b> Chairman DIN: 00091375										
Place: Silvassa Dated: 14 <sup>th</sup> May, 2024										







भारत-पाक सीमा पर 49 ड्रोन बरामद किए गए

नई दिल्ली, 14 मई (भाषा)।

देश में लोकसभा चुनाव को लेकर आतंरिक आतंरिकता लाने के उद्देश्य से 60 दिनों में सीमा सुरक्षा बल (बीएसएफ) ने भारत-पाकिस्तान अंतरराष्ट्रीय सीमा पर 49 ड्रोन को या तो गिराया या बरामद किया है। ताजा आंकड़ों से यह भी पता चलता है कि चीन निर्मित ड्रोन की कुल बरामदगी वर्ष 2022 के बाद से जबरन से हुई की अंश में लगभग 13 गुना तक बढ़ गई है। ये ड्रोन पाकिस्तान की ओर से भारत

की पंजाब और राजस्थान सीमा में दखिल होते हैं। निरान आयोग की ओर से 16 मार्च को लोकसभा चुनाव के कार्यक्रम की घोषणा के साथ ही देश में आतंरिक आतंरिकता लाने को मुद्दे की भारत-पाकिस्तान की 2,289 किलोमीटर लंबी अंतरराष्ट्रीय

सीमा की रक्षा करने वाली इकाई बीएसएफ के आंकड़े और 'पीटीआई-भाषा' के विश्लेषण से पता चलता है कि 16 मार्च से अब तक कुल 49 ड्रोन में से कुल 49 ड्रोन या तो बरामद किए गए या उन्हें गिराया गया।



शुभिन बैंक ऑफ इंडिया का दिनांक 11.05.2024 को उपरोक्त समयावधि पर नई दिल्ली में प्रकाशित वित्तीय वर्ष 2023-24 के वित्तीय नोट्स दिनांक 29.05.2024 को जारी किए गए हैं।

शुभिन बैंक ऑफ इंडिया का दिनांक 12.05.2024 को उपरोक्त समयावधि पर नई दिल्ली में प्रकाशित वित्तीय वर्ष 2023-24 के वित्तीय नोट्स दिनांक 29.05.2024 को जारी किए गए हैं।

आरटी इंडियन लिमिटेड की वार्षिक वित्तीय वर्ष 2023-24 के वित्तीय नोट्स दिनांक 14.05.2024 को उपरोक्त समयावधि पर नई दिल्ली में प्रकाशित वित्तीय वर्ष 2023-24 के वित्तीय नोट्स दिनांक 14.05.2024 को जारी किए गए हैं।

शुभिन बैंक ऑफ इंडिया का दिनांक 12.05.2024 को उपरोक्त समयावधि पर नई दिल्ली में प्रकाशित वित्तीय वर्ष 2023-24 के वित्तीय नोट्स दिनांक 29.05.2024 को जारी किए गए हैं।

शुभिन बैंक ऑफ इंडिया का दिनांक 12.05.2024 को उपरोक्त समयावधि पर नई दिल्ली में प्रकाशित वित्तीय वर्ष 2023-24 के वित्तीय नोट्स दिनांक 29.05.2024 को जारी किए गए हैं।

शुभिन बैंक ऑफ इंडिया का दिनांक 12.05.2024 को उपरोक्त समयावधि पर नई दिल्ली में प्रकाशित वित्तीय वर्ष 2023-24 के वित्तीय नोट्स दिनांक 29.05.2024 को जारी किए गए हैं।

Extract of Consolidated Audited Financial Results for the Quarter and Year ended 31st March, 2024

Table with 6 columns: Particulars, Quarter Ended 31.03.2024, Quarter Ended 31.12.2023, Quarter Ended 31.03.2023, Year Ended 31.03.2024, Year Ended 31.03.2023. Rows include Total income from operations, Earnings before interest, Net Profit, etc.

1. The above is an extract of the detailed format of the Standalone and Consolidated Financial Results for the Quarter and Year ended March 31, 2024 filed with the Stock Exchange under Regulation 33 of the SEBI (Listing Obligations and Disclosure Requirements) Regulations, 2015.

2. The above results have been reviewed by the Audit Committee at its meeting held on May 14, 2024 and approved by the Board of Directors at its meeting held on May 14, 2024.

3. The Board of Directors at its meeting held on May 14, 2024 recommended a Final Dividend of Rs 2.70 per equity share of Rs 10/- each amounting to Rs 75.37 Crores for the financial year 2023-24.

Extract of Standalone Audited Financial Results for the Quarter and Year ended 31st March, 2024

Table with 6 columns: Particulars, Quarter Ended 31.03.2024, Quarter Ended 31.12.2023, Quarter Ended 31.03.2023, Year Ended 31.03.2024, Year Ended 31.03.2023. Rows include Total income from operations, Net Profit, etc.

Place: Kolkata Date: 14.05.2024 For Shyam Metals and Energy Limited Sd/- Mahabir Prasad Agarwal Chairman DIN - 00235780

SHYAM METALS AND ENERGY LIMITED Registered Office: Trinity Tower, 7th Floor, 83 Topsia Road, Kolkata - 700 046 Ph: 033-4016-4000/4001, E-Mail: compliance@shyamgroup.com, Website: www.shyammetals.com, CIN: L40101WB2002PLC059491

RAM RATNA WIRES LIMITED (CIN: L31300MH1992PLC067802) Regd. Off.: Ram Ratna House, Victoria Mill Compound (Utopia City), Pandurang Budha Karm Marg, Worli, Mumbai - 400 013. Tel: +91-22-2494 9009/2492 4144 Email Id: investorrelations.rwl@rglobal.com Website: www.rshrtramik.com

EXTRACT OF AUDITED STANDALONE AND CONSOLIDATED FINANCIAL RESULTS FOR THE QUARTER AND YEAR ENDED 31st MARCH, 2024

Table with 6 columns: Sr. No., Particulars, Standalone (Quarter/Year Ended), Consolidated (Quarter/Year Ended). Rows include Total income from operations, Net Profit, Earnings per share, etc.

\*Basic and Diluted Earnings per share are not annualised except for the year ended 31st March, 2024 and 31st March, 2023. Notes: 1. The above financial results have been reviewed by the Audit Committee at its meeting held on 13th May, 2024 and approved by the Board of Directors at their meeting held on 14th May, 2024.

Place : Silvassa Dated : 14th May, 2024 For and on behalf of the Board of Directors of RAM RATNA WIRES LIMITED Sd/- Tribhuvanprasad Rameshwarlal Kabra Chairman DIN : 00091375

POST OFFER ADVERTISEMENT UNDER REGULATION 18(12) OF THE SECURITIES AND EXCHANGE BOARD OF INDIA (SUBSTANTIAL ACQUISITION OF SHARES AND TAKEOVERS) REGULATIONS, 2011, AS AMENDED ("SEBI (SAST) REGULATIONS") FOR THE ATTENTION OF THE PUBLIC SHAREHOLDERS OF INDIA RADIATORS LIMITED

Registered Office: No. 88, Mount Road, Guindy, Chennai-600032, Tamil Nadu, India Tel: +91 44 40432211; Email: cs@indiaradiators.com, Website: www.indiaradiators.com; Corporate Identification Number: L27209TN1949PLC009963

OPEN OFFER FOR ACQUISITION OF UPTO 2,34,000 (TWO LAKH THIRTY FOUR THOUSAND) FULLY PAID-UP EQUITY SHARES OF ₹ 10/- (RUPEES TEN ONLY) EACH ("EQUITY SHARES"), REPRESENTING 26% (TWENTY SIX PERCENT) OF THE VOTING SHARE CAPITAL OF INDIA RADIATORS LIMITED ("TARGET COMPANY"), FOR CASH, AT A PRICE OF ₹ 6/- (+ ₹ 4.26/- IN TERMS OF REGULATION 8(2) OF THE SEBI (SAST) REGULATIONS, 2011 AND ₹ 1.74/- TOWARDS THE INTEREST @ 10% PER ANNUM FOR A PERIOD OF 4 YEARS FOR THE DELAY IN MAKING AN OPEN OFFER ("OFFER PRICE") PER EQUITY SHARE AGGREGATING UPTO ₹ 14,04,000/- (RUPEES FOURTEEN LAKH FOUR THOUSAND ONLY), FROM THE PUBLIC SHAREHOLDERS OF THE TARGET COMPANY BY MERCANTILE VENTURES LIMITED ("ACQUIRER") PURSUANT TO AND IN COMPLIANCE WITH THE REQUIREMENTS OF THE SEBI (SAST) REGULATIONS, 2011 ("OFFER" OR "OPEN OFFER").

This Post Offer Advertisement ("Post Offer Advertisement") is being issued by Saffron Capital Advisors Private Limited ("Manager to the Offer"), on behalf of the Acquirer, in connection with the Offer made by the Acquirer, pursuant to and in accordance with Regulation 18(12) of the SEBI (SAST) Regulations. This Post Offer Advertisement is to be read in conjunction of and in conjunction with: (a) the Public Announcement dated January 05, 2024 ("PA"); (b) the Detailed Public Statement published on January 12, 2024 in Financial Express (English) all editions, Sansatta (Hindi) all editions, Maskal Kurul (Tamil) Chennai Edition- Place of Registered office of Target Company and Prathikal (Marathi) Mumbai Edition- Place of Stock Exchange at which shares of Target Company are listed ("DPS"); (c) the Draft Offer dated January 19, 2024 ("DLOF"); (d) the Letter of Offer dated April 04, 2024 ("LOF") along with Form of Application and (e) the offer opening announcement and correspondence to the DPS that was published on April 16, 2024 at all newspapers in which the DPS was published.

This Post Offer Advertisement is being published in all the newspapers in which the DPS was published.

Capitalized terms used but not defined in this Post Offer Advertisement shall have the meaning assigned to such terms in the LOF. The Public Shareholders of the Target Company are requested to kindly note the following information with respect to the Open Offer:

Table with 3 columns: Sr. No., Particulars, Proposed in the LOF (assuming full acceptance in this offer) ₹ ₹, Actuals ₹ ₹. Rows include Offer Price, Aggregate number of Equity shares, Size of the Offer, etc.

Notes: (1) Percentages disclosed in the table above are computed basis the Voting Share Capital of the Target Company. (2) Out of 2,920 Equity Shares tendered, 2,720 Equity Shares were in dematerialized form and 200 Equity Shares were in physical form. (3) The Acquirer proposed to consummate the transaction pursuant to Share Purchase Agreement executed on January 05, 2024 within the period as prescribed under Regulation 22(3) of the SEBI (SAST) Regulations.

All undefined capitalized terms used herein shall have the same meaning as ascribed to such terms in the Letter of offer.

ISSUED BY THE MANAGER TO THE OFFER ON BEHALF OF THE ACQUIRER SAFFRON Advisors and REGISTRAR TO THE OFFER CAMEO. Includes contact information for Saffron Capital Advisors Private Limited and Cameo Corporate Services Limited.

सेंट्रल बैंक ऑफ इंडिया Central Bank of India प्रतिक्रमिकरण अधिनियम, 2002 की मांग सूचना 13(2)

शाखा कार्यालय: साउथ एक्सटेंडिड पार्ट-2, नई दिल्ली-110049 वित्तीय संपत्तियों के प्रतिक्रमिकरण एवं पुनर्निर्माण एवं सूचना हित प्रवर्द्धन (सर्कफी) अधिनियम, 2002 की धारा 13(2) के तहत कर्जदार को मांग सूचना। यह मांग सूचना वित्तीय परिसम्पत्तियों का प्रतिक्रमिकरण एवं पुनर्निर्माण और प्रतिक्रमिकरण अधिनियम, 2002 (2002 का 54) के साथ प्रतिष्ठित प्रतिक्रमिकरण अधिनियम, 2002 के अंतर्गत एतद्वारा कर्जदारों/गारंटियों को उनकी गारंटी में दी गई ऋण सुविधा को बकाया राशि का भुगतान इस सूचना को लिखित से 60 दिनों के भीतर करने के लिए जारी की गई है। यदि आप अधिनियम की धारा 13(2) के अंतर्गत इस सूचना के संदर्भ में नीचे वर्णित राशि और उस पर आगे व्याज और प्रासंगिक व्यय, लागत आदि का भुगतान करने में असफल रहते हैं तो बैंक कथित अधिनियम की धारा 13 की उप-धारा (4) और अन्य लागू प्रावधान के अंतर्गत उचित प्रावधानों का उपयोग करके आपका कर्ज और अन्य कर्ज को प्रतिक्रमिकरण अधिनियम की धारा 13 की उप-धारा (4) के अंतर्गत बैंक की लिखित अनुमति बिना इस सूचना में नीचे वर्णित प्रतिक्रमिकरण वित्तीय संपत्तियों की बिक्री, पट्टे पर देने या अन्य लेनदेन नहीं कर सकते हैं। बकाया राशि के साथ खाता और प्रतिक्रमिकरण वित्तीय संपत्तियों का विवरण नीचे दिया गया है:

Table with 3 columns: कर्जदार एवं गारंटर का नाम, प्रतिक्रमिकरण वित्तीय संपत्तियों का विवरण, 13(2) सूचना की तिथि एवं राशि. Rows include details for various borrowers and guarantors.

आपका ध्यान प्रतिक्रमिकरण अधिनियम की धारा 13 की उप-धारा (8) के प्रावधानों की ओर आकर्षित किया जाता है। तिनांक: 14.05.2024 प्राधिकृत अधिकारी, स्थान: नई दिल्ली सेंट्रल बैंक ऑफ इंडिया, साउथ एक्सटेंडिड पार्ट-2 शाखा, नई दिल्ली