

Date: January 22, 2021

To,
The General Manager,
Department of Corporate Services,
BSE Limited,
Phiroze Jeejeebhoy Towers,
Dalai Street,
Fort Mumbai - 400 001

Sub. : -Investor Presentation

Ref: Scrip Code: 505590


Dear Sir/ Madam,

In Compliance of Regulation 30 of Schedule III of SEBI (Listing Obligation and Disclosure Requirements) Regulations, 2015, please find enclosed herewith the Earnings Presentation on the Un-Audited Financial Results for the quarter and nine months ended on December 31, 2020.

This is for your information and records.

Thanking you,

Yours faithfully,
For SVP Global Ventures Limited


Navita Sharma
Company Secretary



Encl: As above



SVP Global Ventures Limited

Investor Presentation – January 2021

This presentation and the accompanying slides (the “Presentation”), which have been prepared by SVP Global Ventures Limited (the “Company”), have been prepared solely for information purposes and do not constitute any offer, recommendation or invitation to purchase or subscribe for any securities, and shall not form the basis or be relied on in connection with any contract or binding commitment whatsoever. No offering of securities of the Company will be made except by means of a statutory offering document containing detailed information about the Company.

This Presentation has been prepared by the Company based on information and data which the Company considers reliable, but the Company makes no representation or warranty, express or implied, whatsoever, and no reliance shall be placed on, the truth, accuracy, completeness, fairness and reasonableness of the contents of this Presentation. This Presentation may not be all inclusive and may not contain all of the information that you may consider material. Any liability in respect of the contents of, or any omission from, this Presentation is expressly excluded.

Certain matters discussed in this Presentation may contain statements regarding the Company’s market opportunity and business prospects that are individually and collectively forward-looking statements. Such forward-looking statements are not guarantees of future performance and are subject to known and unknown risks, uncertainties and assumptions that are difficult to predict. These risks and uncertainties include, but are not limited to, the performance of the Indian economy and of the economies of various international markets, the performance of the industry in India and world-wide, competition, the company’s ability to successfully implement its strategy, the Company's future levels of growth and expansion, technological implementation, changes and advancements, changes in revenue, income or cashflows, the Company's market preferences and its exposure to market risks, as well as other risks. The Company's actual results, levels of activity, performance or achievements could differ materially and adversely from results expressed in or implied by this Presentation. The Company assumes no obligation to update any forward-looking information contained in this Presentation. Any forward-looking statements and projections made by third parties included in this Presentation are not adopted by the Company and the Company is not responsible for such third-party statements and projections.

All Maps used in the presentation are not to scale. All data, information, and maps are provided "as is" without warranty or any representation of accuracy, timeliness or completeness

Fastest growing multinational in Cotton Yarn manufacturing

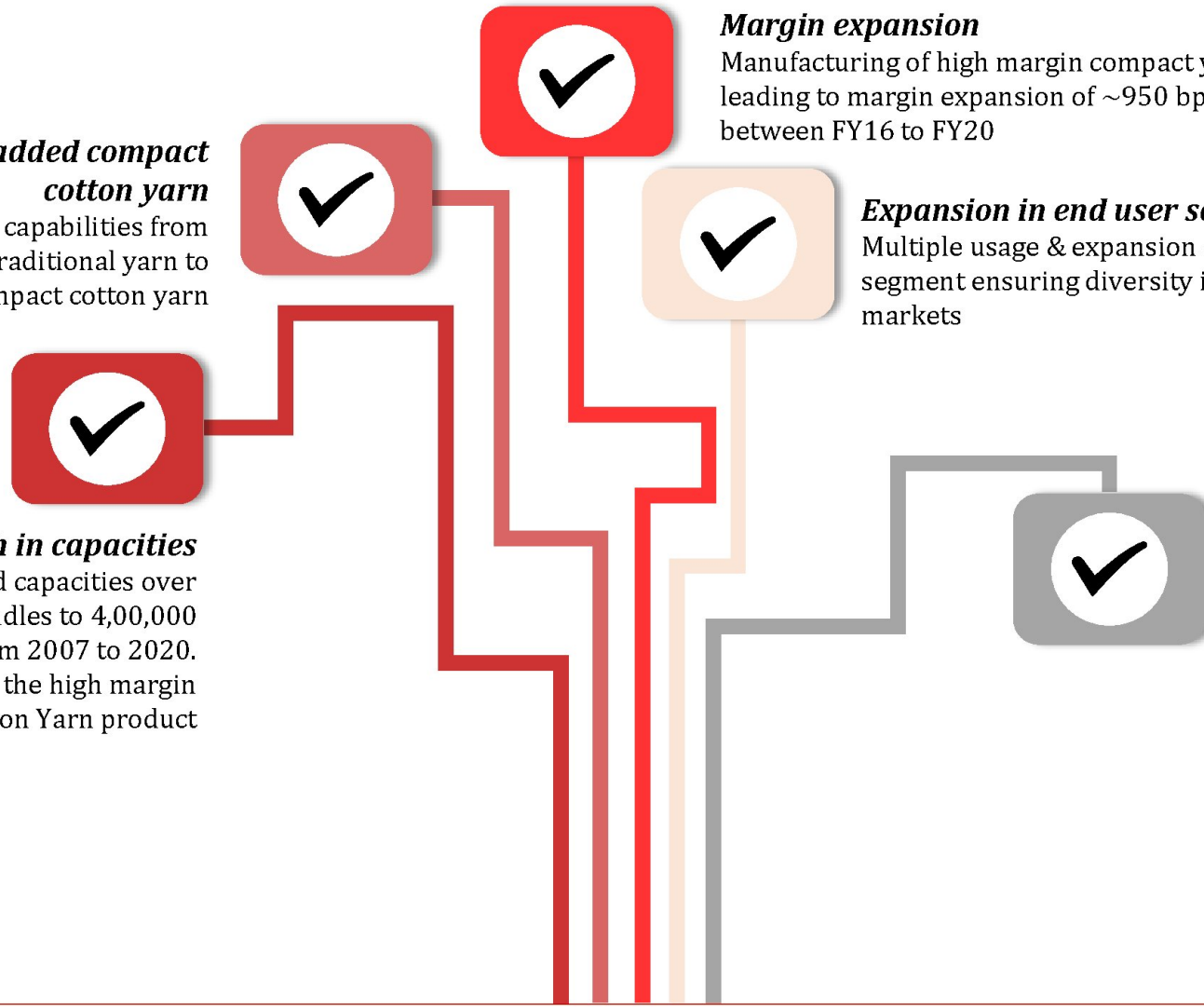
Highest quality value added compact cotton yarn
Shifting of manufacturing capabilities from Traditional yarn to High quality compact cotton yarn

Growth in capacities
We have continuously added capacities over the years from 7,000 spindles to 4,00,000 Spindles & 5,900 Rotors from 2007 to 2020. Capacity added is in the high margin Compact Cotton Yarn product

Margin expansion
Manufacturing of high margin compact yarn leading to margin expansion of ~950 bps between FY16 to FY20

Expansion in end user segment
Multiple usage & expansion of our end user segment ensuring diversity in revenue & end markets

Lowest cost of capital & operational cost among peers
Extension technological advancement coupled with operational efficiencies leads to lowest operational cost among peers



SVP at a Glance

200 years of Combined
experience of **Promoters &
Management**

Installed capacity of
400,000 Spindles &
5,900 Rotors
across India & Oman

Only **2%** of global manufacturers
have technology ageing
less than **5 years**

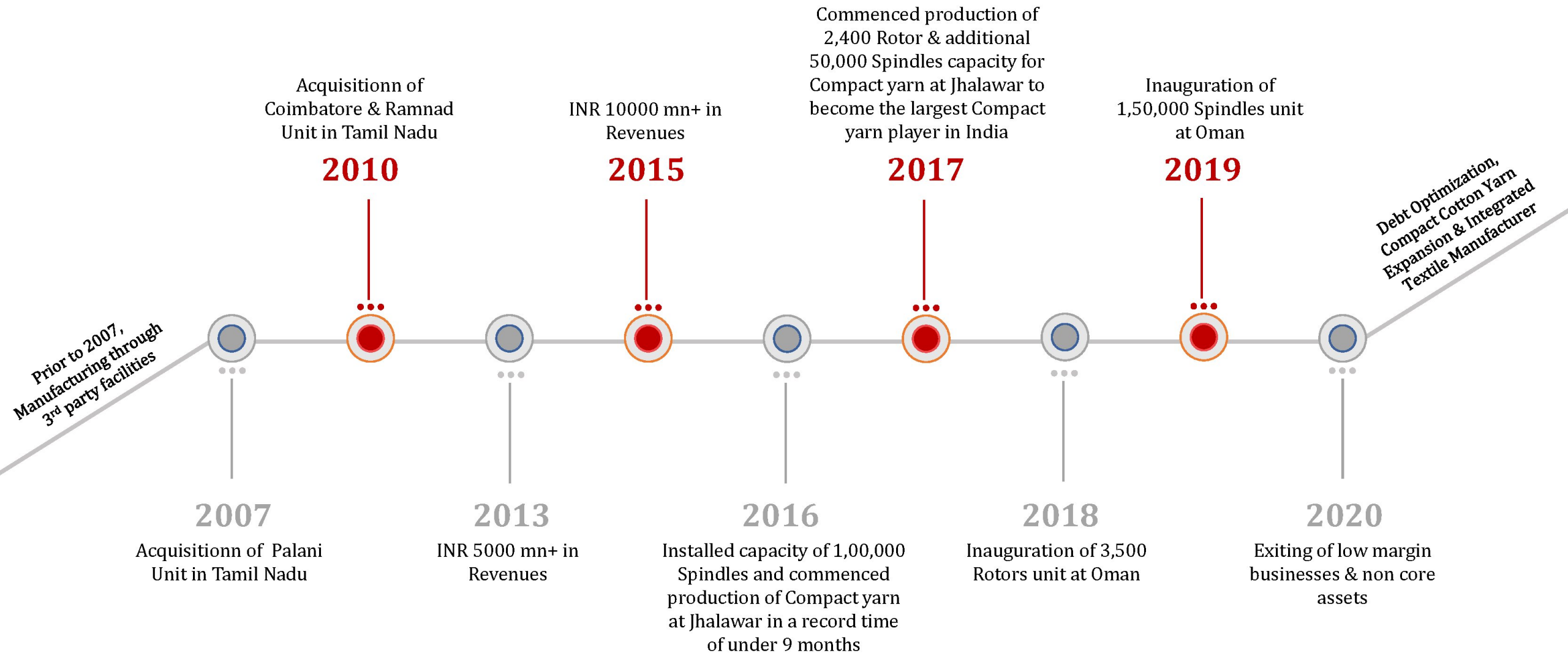


Legacy of **100** years in the
Textile business

Current direct employment to more
than **4000 people** in
India and Oman

Green Project with no smoke,
effluent or wastage; safe and clean
working environment

Legacy of over 100 years in Textile



Experienced Board of Directors

Mr. Chirag Pittie : Whole Time Director

- **Qualifications:** Holds BSBA degree in Finance and Management from Boston University, USA
- **Experience:** Has more than 16 years of experience in Finance & Management. He has the vision of converting the close family held business into a leading public company delivering superior returns to shareholders

Mr. Jinesh Shah : Independent Director

- **Qualifications:** He is Qualified Chartered Accountant
- **Experience:** Has more than 12 years of experience in Statutory audit, Tax audit, Implementation of GST, IFC in listed & Private Companies, Budgeting report & Variance Analysis

Mrs. Bhagwati Donga : Independent Women Director

- **Qualifications:** Holds Master of Commerce (M.Com) & Bachelors in Education (B.Ed)
- **Experience:** Has more than 3 year of experience in the Education field & specialized in Organization of Commerce & Management Secretarial Practice

Mr. Praveen Shelley : Non-Executive Director

- **Qualifications:** He is Certified Administrator from Michigan, USA
- **Experience:** Has more than 30 years of experience in Marketing, Public Relations, Partnership Building and Product Management

Mr. Niraj Lahoti : Independent Director

- **Qualifications:** He is Qualified Chartered Accountant, Company Secretary and Diploma in Information System Audit (DISA - ICAI)
- **Experience:** Has more than 5 years of experience in filing of returns, accounts & audit, registration of firms and closure of companies

Mr. Prakash Vaghela : Independent Director

- **Qualifications:** He is a qualified Chartered Accountant, Cost & Works Accountant, LLB(G) and Diploma in Information System & Audit, DISA
- **Experience:** Has experience in Banking, Corporate Governance, Audit Assurance and Compliances, Direct and Indirect Tax Advisory and certification field

Strong Management Team

Mr. Chirag Pittie

Whole Time Director

Mr Praveen Shelley

Chairman

Major General OP Gulia SM,
VSM(retd)

President

Mr. Diwakara Rao

Chief Financial Officer

Mr. Prakash Saraogi

Ex. Vice President - Finance

Mr. Narendra Jain

Vice President - Finance

Mr. Prashant Pillai

Vice President - Marketing

Mr. V.K. Chaudhary

Vice President - Operations

Mr. D.P. Sharma

Chief Engineer

Mr. Surendra Singh

Senior Manager - SQC

Mr. Rajpal Singh Sekhawat

Vice President - Projects

Brigadier Sanjay Thapa, SM(retd)

Sr. Vice President –
HR & Admin

State of art infrastructure at Rajasthan

Jhalawar – Rajasthan
(60 acres land area)



State-of-the-art-infrastructure:

Installed capacity of **1,50,000 spindles and 2,400 rotors** commissioned in a record time of 9 months in Rajasthan

Proximity to cotton & yarn hubs in Rajasthan, Madhya Pradesh, Maharashtra & Gujarat

Easy availability of skilled manpower

Access to all utilities/ facilities of cities

5 km from city centre,
12 km from Jhalawar Airstrip
2km from Railway Station

Zero Effluents and Zero smoke manufacturing facility

Equipped with the most modern technology from Blow Room to Winding. Plant & machinery sourced from RIETER (Switzerland), ELECTRO-JET (Spain), LMW (India) and SCHLAFHORST (Germany)

World Class Laboratory for Quality control using USTER (Switzerland) equipments

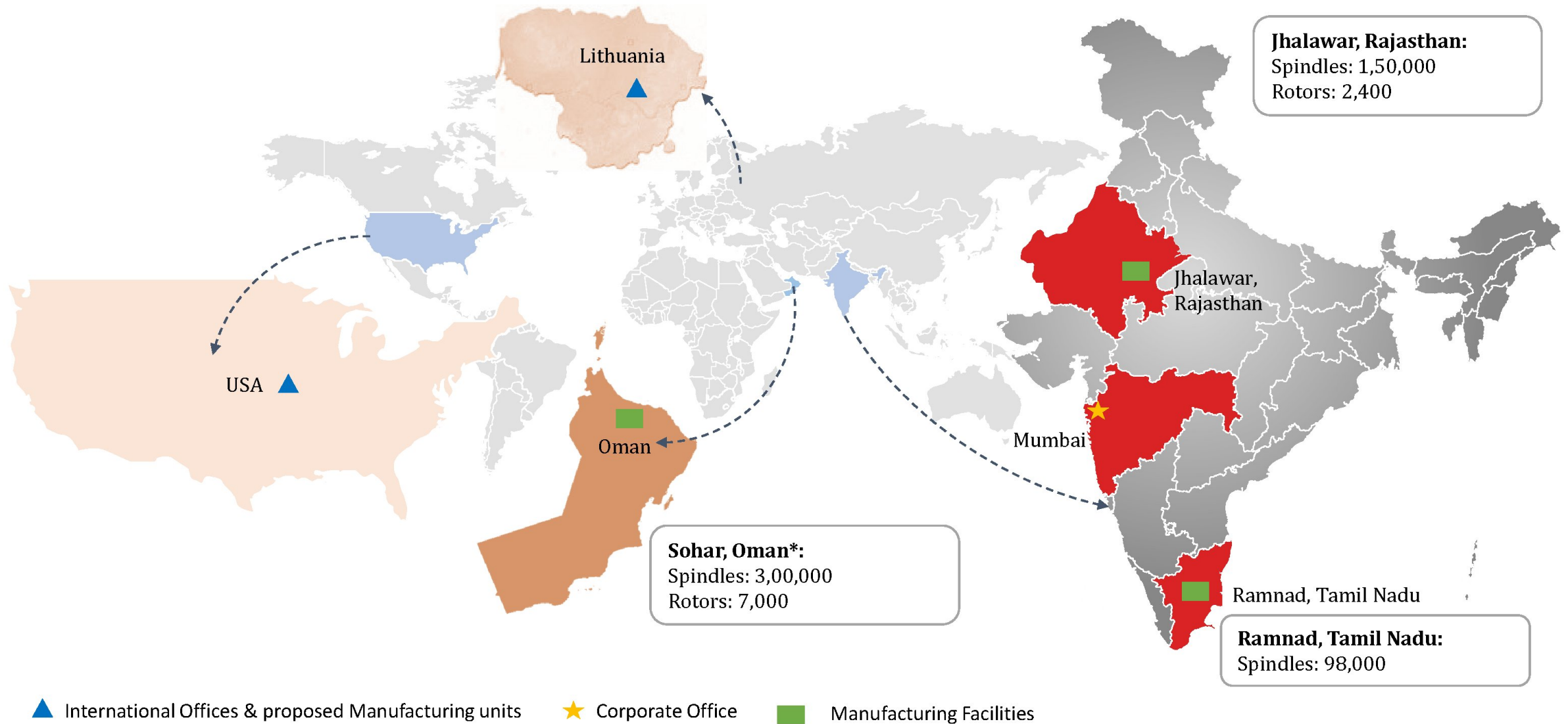
Consistency in yarn quality monitored by LOEPFE (Switzerland).

We have dedicated 132 KV Line

We have 5.4 Mega watt Solar Capacity – one of the largest captive plants in India to reduce power costs

Manufactures high quality Compact Yarn (Count range 20 to 60) and Open End Yarn

Geographical Footprint



Note: Maps not to scale

*1,50,000 Spindles & 3,500 Rotors Operational in Phase I

Diversified end usage



Circular Knitting
(Weft Knits)



Socks Knitting




Sweaters



Denim Fabrics



Yarn Dyeing



Sheeting



Towel Weaving
(Base and Pile)



Weaving



Shirting

Technological Edge

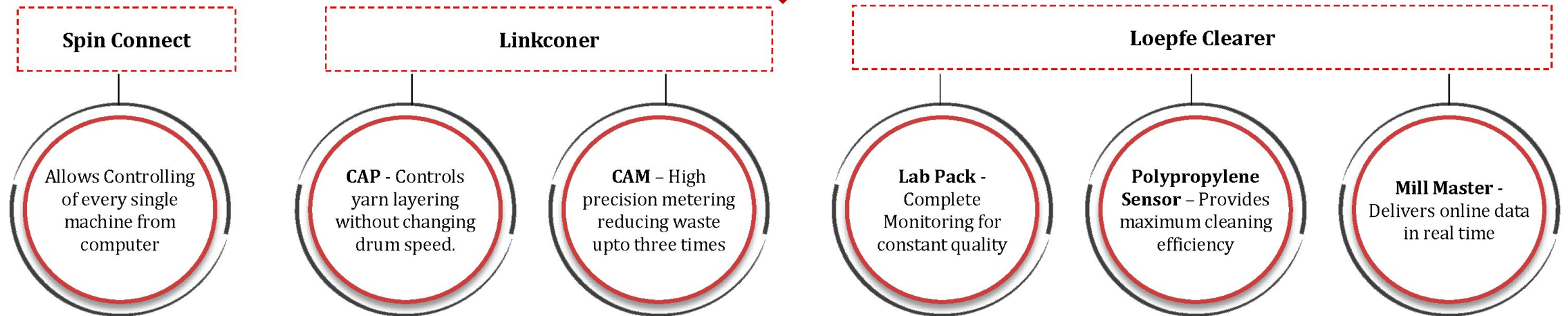
India has around 50 million Spindles capacity out of which around **98% capacity is older than 5 years.** Further, around 80% capacity is older than 10 years...

Whereas...

....SVP Global yarn manufacturing capacities is one of the **latest and the most technologically advanced** on the block among its competitors



The state-of-art machinery with latest technology from Europe and India, **use Artificial Intelligence to manufacture Yarn of the highest quality at optimum operational efficiency**



Global Certifications, Registrations & Approvals



Approved Supplier to IKEA

- IKEA is one of the largest retailers of furniture and home accessories in the world.
- The very prestigious registration is testament to the company's products, material and services adherence to minimum environmental, social and working conditions requirements.
- The registration would allow other members supplying to IKEA to source their yarn requirements from the Company.

- **Global Organic Textile Standards (GOTS)**
Comprising of 4 reputed member organization – OTA (USA), IVN (Germany), Soil Association (UK) and JOCA (Japan)
- **Organic Content Standard (OCS)**
OCS applies to any non-food product containing 95-100 percent organic material. It verifies the presence and amount of organic material in a final product and tracks the flow of the raw material from its source to the final product.
- **Global Recycle Standard (GRS)**
The GRS is an international, voluntary, full product standard that sets out requirements for third-party certification of recycled content, chain of custody, social and environmental practices and chemical restrictions.
- **OEK-TEX STD. 100**
STANDARD 100 by OEKO-TEX® is one of the world's best-known labels for textiles tested for harmful substances. It stands for customer confidence and high product safety.
- **Better Cotton Initiative (BCI)**
The Better Cotton Initiative (BCI) is a global not-for-profit organization and the largest cotton sustainability programme in the world.
- **Fair Trade**
The Fairtrade Textile Standard is one component of the greater Fairtrade Textile Programme to facilitate change in textile supply chains and related business practices.
- **SUPIMA Gold**
The primary purpose of the program is to promote and protect the SUPIMA® trademark globally, while growing awareness and consumption of U.S.- Grown Pima Cotton.
- **US Cotton Trust Protocol**
The U.S. Cotton Trust Protocol® sets a new standard for more sustainably grown cotton. It brings quantifiable and verifiable goals and measurement to sustainable cotton production and drives continuous improvement in key sustainability metrics.

Incentives & Subsidies



- ✓ Company enjoys incentives received from the **Rajasthan Government** including
 - VAT benefits
 - Power tariff reductions

which along with premium products, lower wastage, and higher operating efficiency significantly boosts the profitability.

Capacity	Subsidy
1,00,00 Spindles	11%
50,000 Spindles	9%
2,400 Rotors	6%
RIPS Subsidy	9%
TUFS Subsidy	2%

- ✓ **Unit in Oman** enjoys various operational and logistic efficiencies & incentives including
 - Land availability,
 - Lower power costs,
 - Low cost of capital,
 - FTAs,
 - Tax exemptions,
 - Port infrastructure and accessibility,



SVP's CSR

- **Solar Power** - Installed 5.4-Megawatt solar power projects to curb release of CO₂. **Estimated Power Generation:** 86,09,328 Units Per Year. **Estimated Reduction in Co2 Emission:** 7,317 Ton
- **Non-Hazardous** Orange category plant declared by pollution department
- Provided **jobs to 250 local peoples** after Covid-19 lockdown
- **Women Empowerment – Train & Employ**
 - Set up Dedicated & Licensed Training Centre at Oman sprawling 30,000 SF which incorporates experiential learning through advanced textile machinery for Women in Oman
 - **1,000 Omani Women** currently undergoing Training for Employment - first of its kind to guarantee employment upon completion of the program
- Masks, Sanitizer and tunnel distributed to public and to police department by company during Covid-19 pandemic
- Subsidized food scheme **“Jimosa”** for poor and labors since 2016 for distributing food for the people in Jhalawar



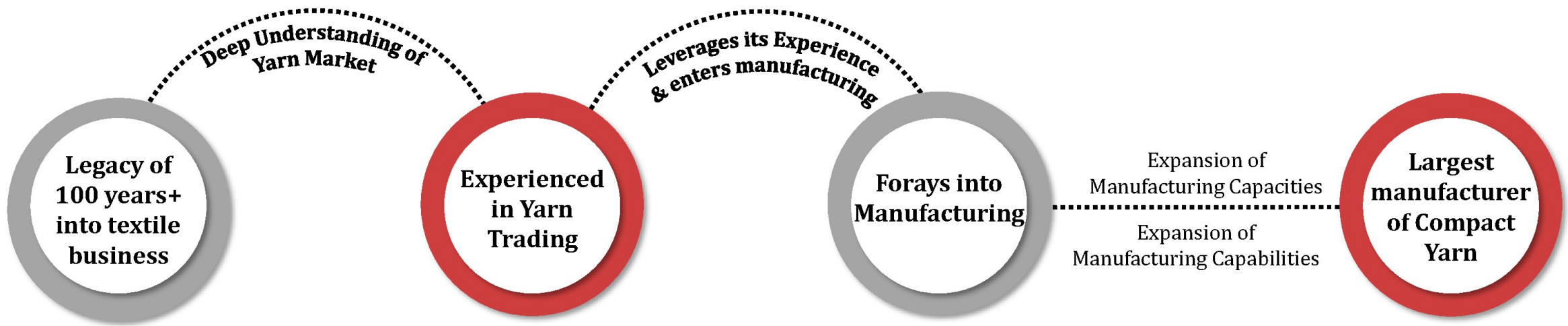
Vision to become a world leading **fully integrated Textile Company** manufacturing yarn, fabric and end user garments

One of the Largest Indian manufacturer of Compact Cotton Yarn in the World with operations in India and Oman

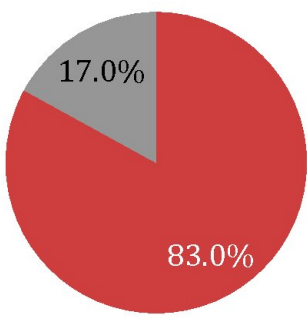


1.0 Transformation from trading to manufacturing business

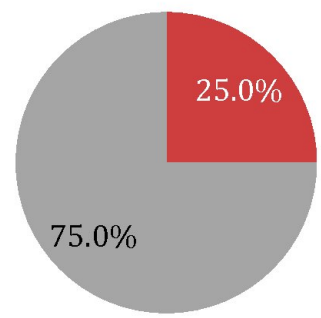
“Continued focus towards improving profitability with each expansion”



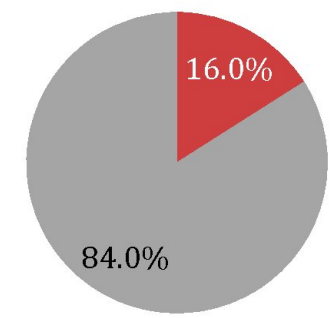
FY 2016-17



FY 2019-20



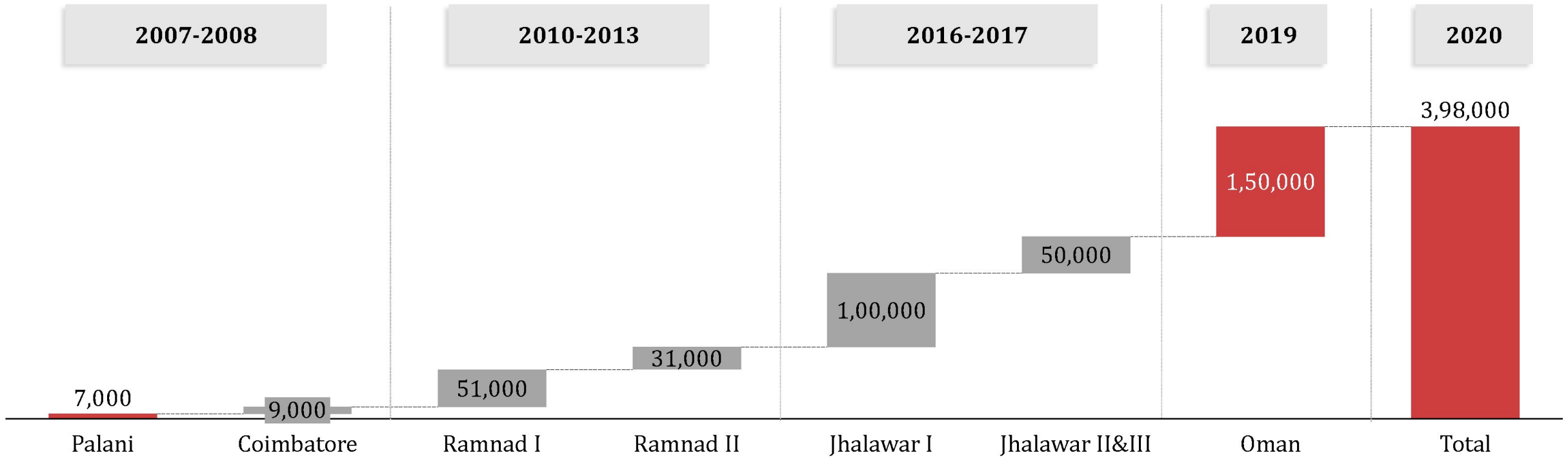
9MFY21



■ Traditional Yarn ■ Compact Yarn

2.0 Expansion of Manufacturing capacities

Capacity Built-up over the years



~4,00,000 spindles

~5,900 rotors

Manufacturing Yarn from 6 to 100 Count

3.0 Change in the Product Mix – Foray into Compact Yarn

Foray into Compact & Specialised Yarn



Traditional Yarn

- Single Ring Yarn
- Double Ring Yarn
- Single Open-End Yarn
- Double Open-End Yarn

Compact & Specialised Yarns

- Organic Cotton Yarn
- Fair trade Certified Cotton Yarn
- Long Staple Cotton Yarns/Pima Cotton Yarns
- Bamboo/Cotton Yarns
- Compact Yarn
- Contamination Free Yarn
- Reverse Twist Yarns
- Recycled Cotton Yarn
- Slub Yarns
- Poly/Cotton Blends

Compact Yarn advantage

Smoother yarn with higher lustre

40-50% improvement in abrasion fastness

20-30% lower hairiness as measured by the Ster apparatus

60% lower hairiness as measured by the Zweigle apparatus

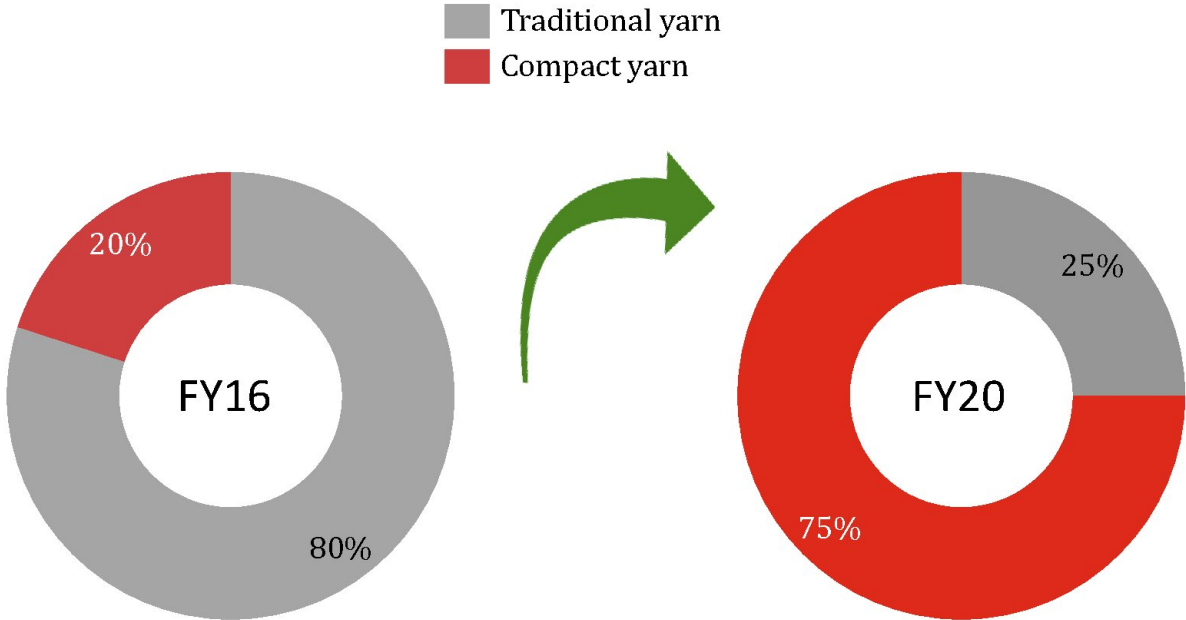
8-15% higher tenacity and elongation at break

Smaller mass irregularity

~8% increase in production

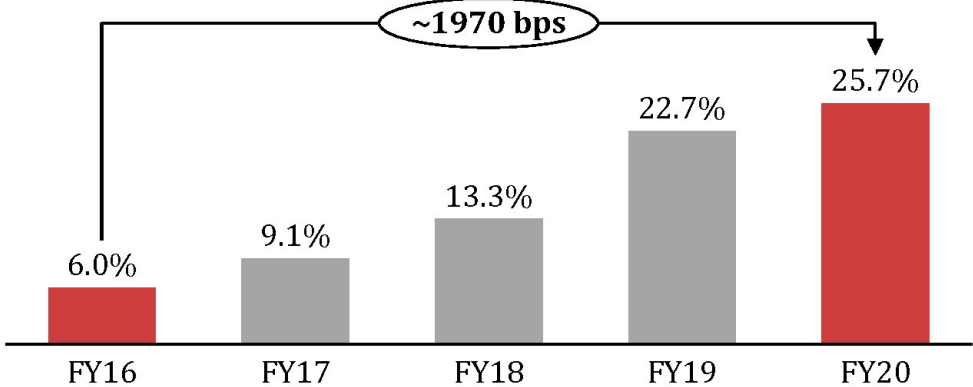
3.0 Change in the Product Mix – Leading to Margin Expansion

Revenue Mix (%)

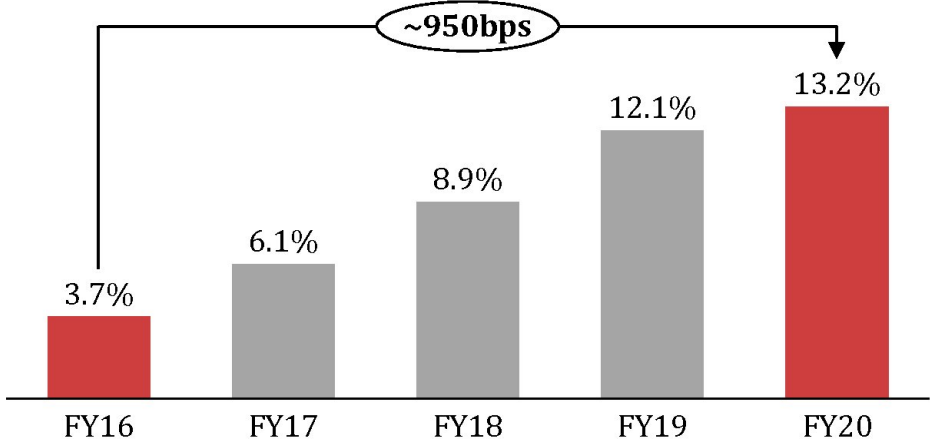


Spinning mills with exclusive Automation & Technology

Gross Margin (%)



EBITDA Margin* (%)



*EBIDTA excludes other income

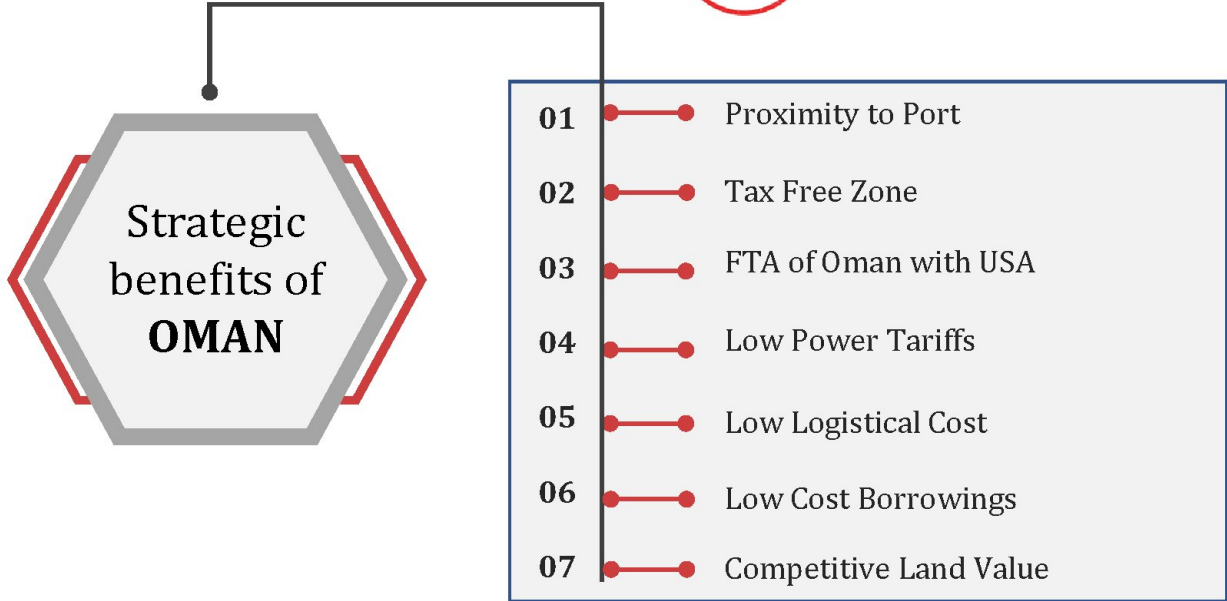
4.0: Expanding Reach – Strategic decision to expand Exports

SVP is establishing a **new \$300-million plant in Sohar Freezone** to manufacture a wide range of cotton yarn

Particulars	Phase 1	Phase 2
Capacity	1,50,000 Spindles & 3,500 Rotors	1,50,000 Spindles & 3,500 Rotors
Status	Completed & Operational	End of FY22
Project Cost	\$150 mn	\$150 mn

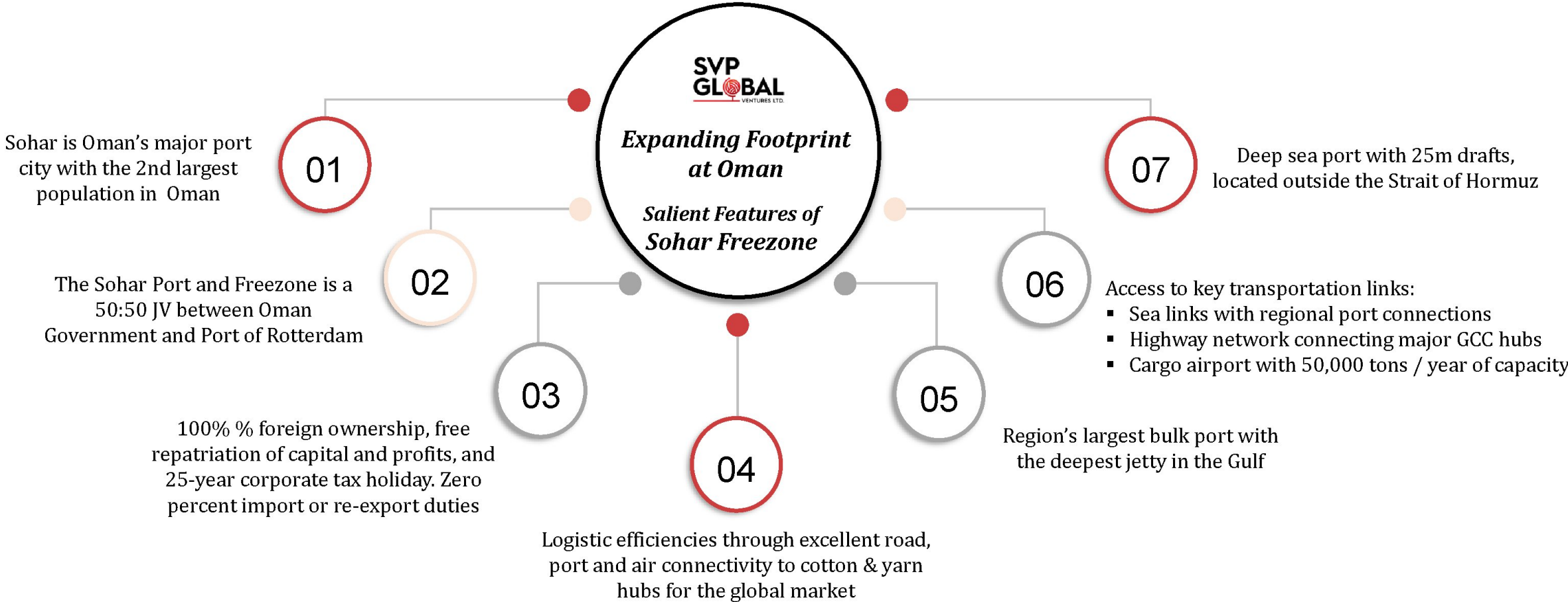


- First major Cotton Spinning Unit in GCC Region to promote **development of Textile cluster in Oman**. Technology from Schlafhorst/Leopfe/Savio/Uster/Batliboi Limited/Lakshmi machine Works Limited
- Exclusive **state of art infrastructure** equipped with latest and **most modern technology** from Blow Room to Winding
- World-class laboratory for **quality control using technologies** from Europe
- Operations are built on lean manufacturing and Industry 4.0 practices, housing the **most automated machinery with artificial intelligence and IOT capabilities**.
- Manufacturing **high quality, value-added, high margin** compact cotton yarn
- Optimized **raw material procurement**
- **Access to markets** that are not accessible from India due to trade barriers and political relations i.e. Turkey, Pakistan, etc.
- Product offtake agreements
- Company has been allocated 27 hectares land by SFZ for a period of 25 years (renewable) for the Project
- **Green Project** with no smoke, effluent or wastage; safe and clean working environment



4.0: SVP Oman at Sohar Freezone

Sohar is one of the fastest growing Port and Freezone developments in Oman, with a **strategic location and connections to Asia, Europe and the Americas**




5.0 De-leveraging Balance sheet



Hive off Non-Core Assets

- Gradually hive off the non-core assets with old technology and invest into technologically advanced machines for producing high quality compact cotton yarn
- Add new customers and expand geographies for domestic as well as exports of high compact yarn


Release of Working Capital & Monetization of Old Assets



Reduce Debt

- Monetise the non-core asset and re-invest into high return accretive products and business
- Technological advancement leading higher operational efficiencies and release of working capital

Focus on debt reduction through efficient working capital management & higher asset turns



Expand into Garmenting

- Plans of entering into garmenting sector and focus on high margin business
- Forward integration into garmenting with expertise in Yarn manufacturing
- Leveraging the existing capabilities to foray into garmenting business

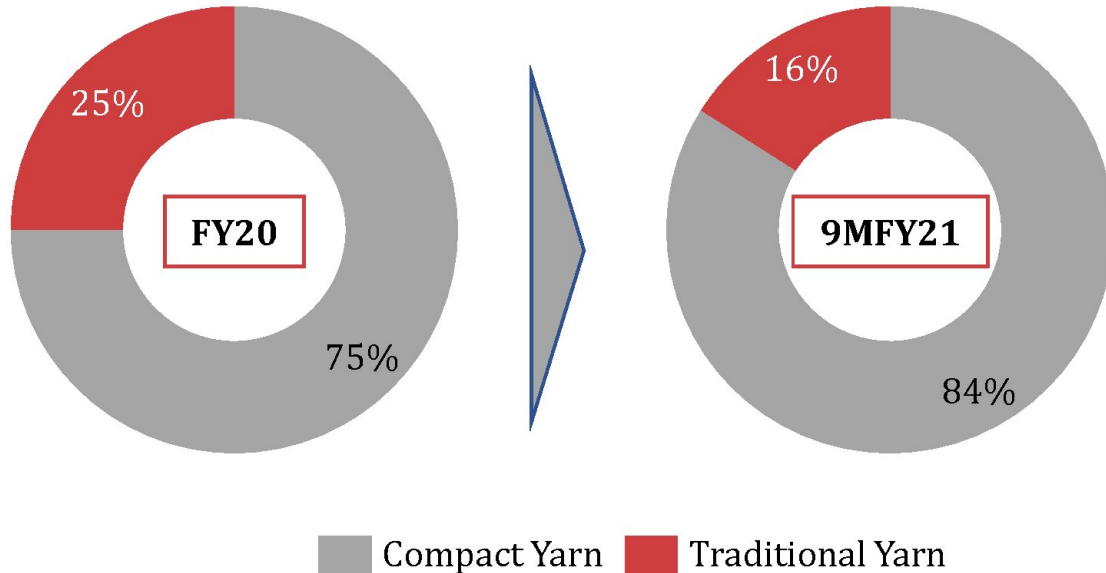
Becoming an Integrated Textile Garment Manufacturer

Financial Performance



Q3 FY21 Operational & Other Highlights

Revenue mix between Traditional & Compact Yarn

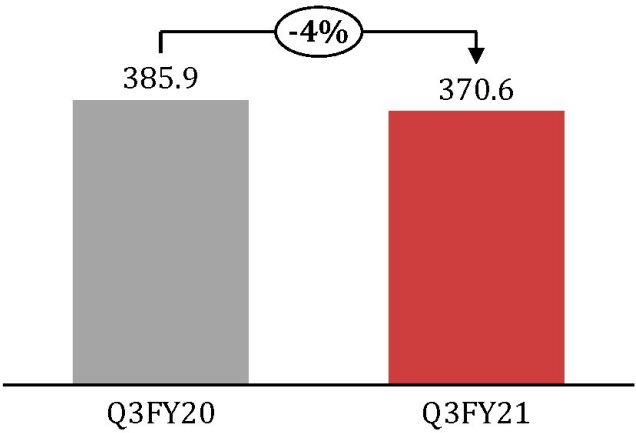


Preferential Issue of Warrants Convertible in Equity Shares of **Rs. 235 crs** by Promoter for business expansion

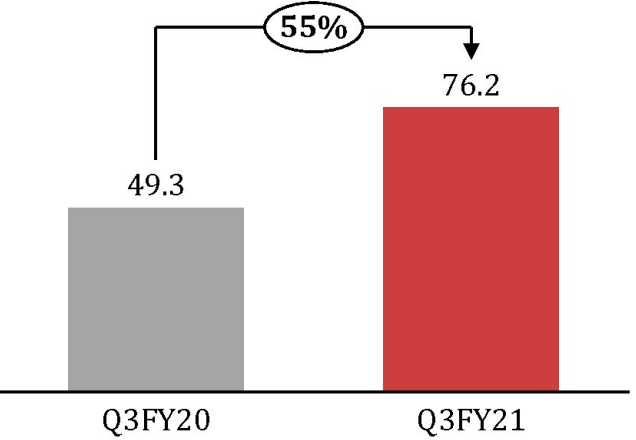
Sr. No	Particulars	Details
1	Type of Securities	Warrants convertible into equivalent no. of equity shares
2	Type of issuance	Preferential basis
3	Total amount for which the securities will be issued	Rs. 235 crs
4	Name of Investor	M/s Shri Vallabh Pittie Ventures Pvt Ltd
5	Post allotment of securities	Number of Investors: 1 The warrants will be issued at a price determined in terms of SEBI (Issue of Capital and Disclosure Requirements) Regulations, 2018 Warrants would be allotted only upon receipt of 25% of the Issue Price.
6	In case of convertible – intimation on conversion of securities or on lapse of the tenure of the instrument	Each warrant is convertible into equivalent no. of equity shares, conversion can be exercised at any time within a period of 18 months from the date of allotment, in one or more tranches. Option for conversion of warrants will be available upon payment of full price of warrant before such exercise of option.

Q3 FY21 Financial Highlights

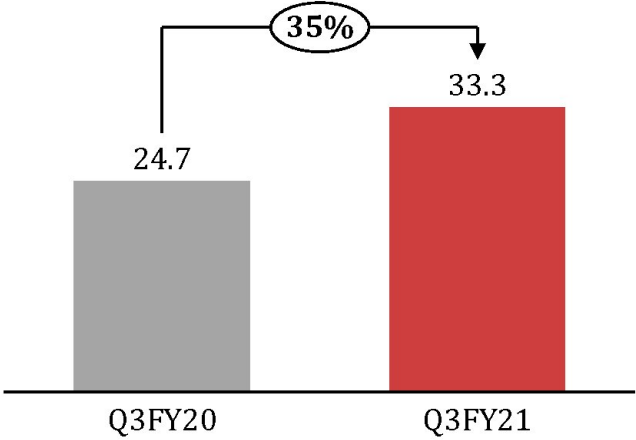
Revenue (Rs. In Crs)



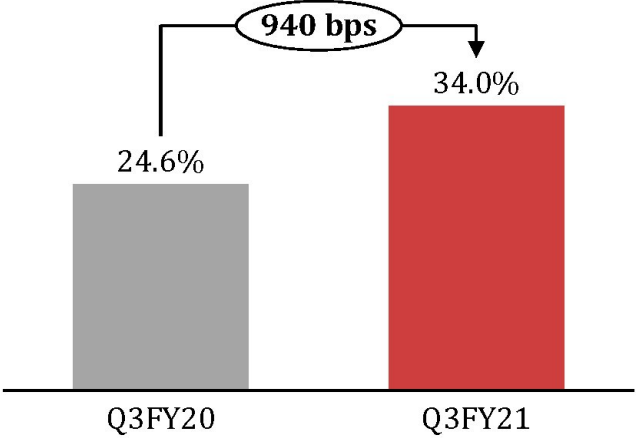
EBIDTA* (Rs. In Crs)



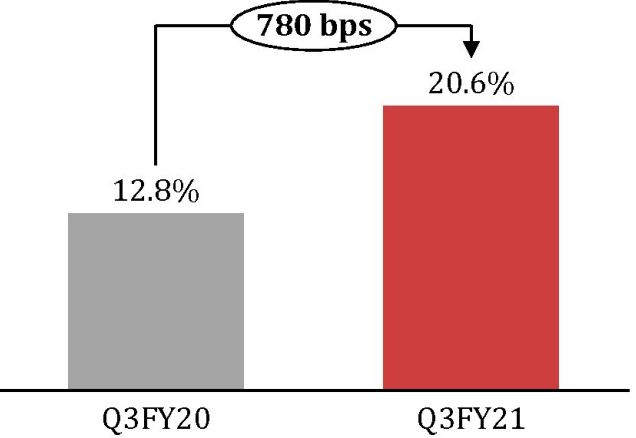
PAT (Rs. In Crs)



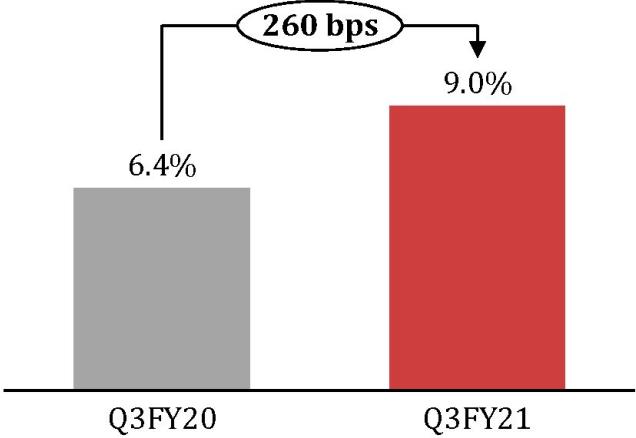
Gross Margin (%)



EBIDTA Margin* (%)



PAT Margin (%)



*EBIDTA excludes other income

Q3 & 9MFY21 Consolidated Profit & Loss Statement

Particulars (Rs. In Crs)	Q3FY21	Q3FY20	Y-o-Y	Q2FY21	Q-o-Q	9MFY21	9MFY20	Y-o-Y
Revenue from Operations	370.6	385.9	-4%	364.0	2%	826.4	1,059.2	-22%
Cost of Goods Sold	244.7	291.2		275.3		596.6	792.7	
Gross Profit	125.9	94.8	33%	88.7	42%	229.7	266.6	-67%
Gross Margin (%)	34.0%	24.6%	940 bps	24.4%	960 bps	27.8%	25.2%	260 bps
Employee Expenses	6.7	10.8		5.1		17.3	22.7	
Other Expenses	42.9	34.6		34.3		96.7	106.5	
EBIDTA	76.2	49.3	55%	49.3	55%	115.8	137.4	-16%
EBIDTA Margin (%)	20.6%	12.8%	780 bps	13.6%	700 bps	14.0%	13.0%	100 bps
Depreciation	21.2	14.9		20.6		63.0	44.5	
Other Income [#]	1.6	17.3		0.7		2.8	37.0	
EBIT	56.6	51.8		29.5		55.6	129.9	
Finance Cost [*]	23.3	24.2		18.8		68.9	67.6	
PBT	33.3	27.6		10.8		-13.4	62.3	
Tax	0.0	2.8		0.0		0.0	2.8	
PAT	33.3	24.7	35%	10.8	210%	-13.4	59.4	
PAT (%)	9.0%	6.4%	260 bps	3.0%	600 bps	-1.6%	5.6%	
EPS	26.4	19.5		8.5		-10.6	47.0	

*Finance cost net of interest subsidy

#Other income excludes interest subsidy

Commenting on the results and performance for Q3 & 9MFY21, Major General O. P. Gulia – President for SVP Global Ventures Limited said:

“We are pleased to report positive results for this quarter and are optimistic of growth for the coming quarter and next financial year.

Strong demand revival in yarn market, better pricing and change in the product mix led to increase in revenue to the pre-covid levels.

Compact cotton yarn contributed 84% & traditional yarn contributed 16% for 9MFY21 as compared to 75% & 25% for FY20, respectively.

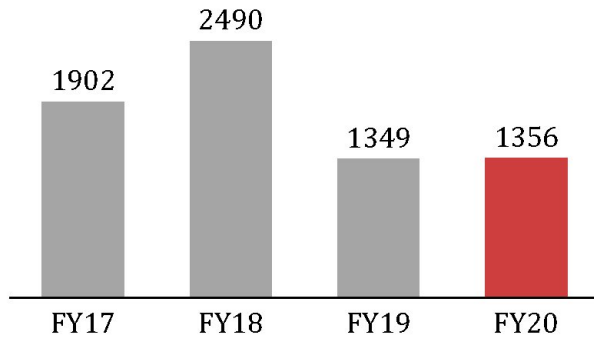
Our consolidated EBIDTA stood for Q3FY21 at Rs. 76 crs with an EBIDTA margin of 20.6%. Our cost rationalization initiatives during the first half of the year coupled with better product mix and operational efficiencies led to a margin expansion of 780 bps as compared to same period last year.

Consolidated PAT for Q3FY21 stood at Rs. 33.3 crs with a PAT margin of 9%

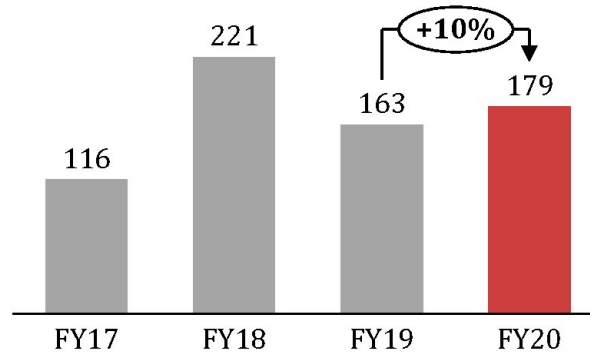
With increase in volumes and strong order book in hand we are envisaging a positive momentum in the business. Shift in product mix with export opportunities in the hindsight from our Oman facility, should give a boost to our operating margins going forward.”

Historical Consolidated Financial Performance

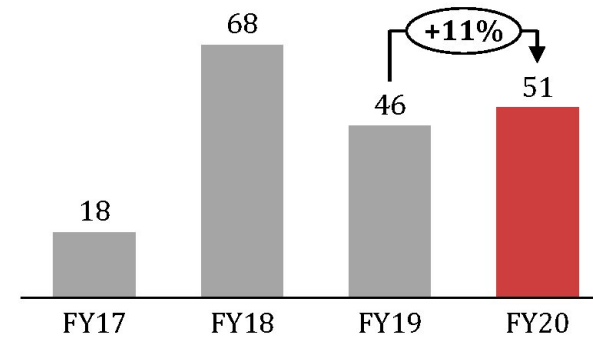
Revenue



EBIDTA*



PAT



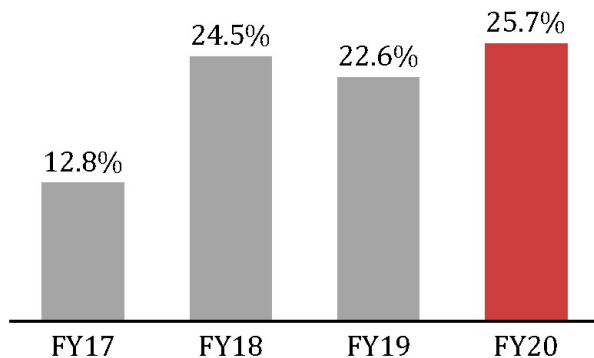
Exit from low margin business leading to revenue rationalisation



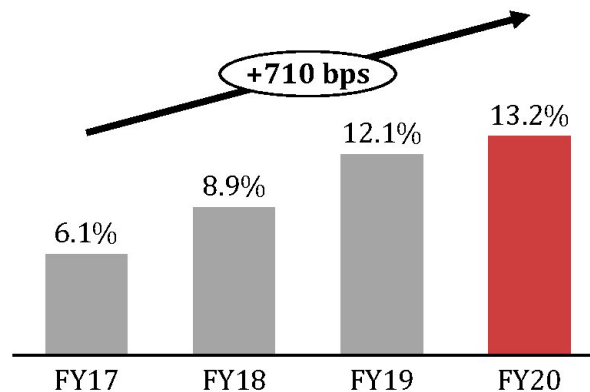
Focus on high compact yarn



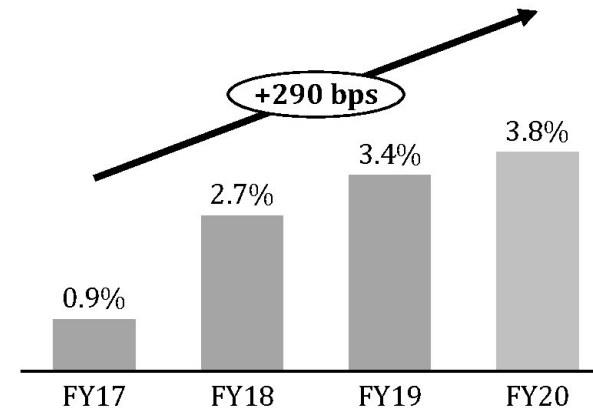
Gross Margin (%)



EBIDTA Margin* (%)



PAT Margin (%)



Technology & Operational Excellence



Leading to Expansion in Margins

Historical Consolidated Profit & Loss Statement

Particulars (Rs. In Crs)	9MFY21	FY20	FY19	FY18	FY17
Revenue from Operations	826.4	1,355.5	1,348.6	2,490.3	1,901.7
Cost of Goods Sold	596.6	1,007.0	1,042.2	2,157.9	1,727.9
Gross Profit	229.7	348.5	306.4	332.4	173.8
Gross Margin (%)	27.8%	25.7%	22.6%	24.5%	12.8%
Employee Expenses	17.3	34.1	8.0	11.0	6.7
Other Expenses	96.7	135.9	135.3	100.4	51.6
EBIDTA	115.8	178.6	163.0	220.9	115.5
EBIDTA Margin (%)	14.0%	13.2%	12.1%	8.9%	6.1%
Depreciation	63.0	84.7	60.9	74.4	33.3
Other Income#	2.8	54.3	44.1	8.3	6.1
EBIT	55.6	148.1	146	155	88
Finance Cost*	68.9	95.3	95.6	86.3	69.2
PBT	-13.4	52.8	50.7	68.6	19.1
Tax	0.0	1.7	4.5	0.6	1.5
PAT	-13.4	51.1	46.2	68	17.6
PAT (%)	-1.6%	3.80%	3.40%	2.70%	0.90%
EPS	-10.6	41.2	36.8	53.3	13.9

*Finance cost net of interest subsidy

#Other income excludes interest subsidy

Historical Consolidated Balance Sheet

Particulars (Rs. In Crs)	Sep-20	Mar-20	Mar-19	Mar-18	Mar-17
Non-Current Assets	2,154.7	2,166.0	1,288.9	1,242.7	1,235.3
Property, plant and equipment	1,053.3	1,104.2	733.1	771.8	715.3
Capital work-in-progress	698.2	665.8	0.0	18.2	49.8
Goodwill	0.0	390.3	444.0	444.2	444.2
Other intangible assets	395.7	0.1	0.2	0.3	0.4
Financial assets					
(i) Investments	7.5	5.7	108.2	3.2	0.3
(ii) Loans	-	-	-	-	9.4
Other non-current assets	-	-	3.5	5.1	15.9
Current Assets	1,541.4	1,711.2	1,124.3	1,058.8	916.5
Inventories	445.1	425.2	280.0	181.3	81.0
Financial assets					
(i) Trade receivables	580.9	726.3	626.7	728.0	636.8
(ii) Cash and cash equivalents	33.3	105.4	4.8	3.3	18.2
(iii) Bank balances	22.3	22.1	16.7	31.4	36.3
(iv) Loans, Deposits & Advances	-	-	47.1	8.5	108.5
Other current assets	459.7	432.2	149.0	106.4	35.6
Total Assets	3,696.1	3,877.2	2,413.2	2,301.6	2,151.8

Particulars (Rs. In Crs)	Sep-20	Mar-20	Mar-19	Mar-18	Mar-17
Equity	1,061.7	1,075.6	625.9	579.3	513.4
Equity share capital	12.7	12.7	12.7	12.7	12.7
Other equity	795.9	839.3	613.0	566.5	500.7
Non controlling interest	253.1	223.7	0.2	0.2	0.0
Non-Current Liabilities	1,730.8	1,740.6	1,058.3	1,017.9	1,032.5
Financial liabilities					
(i) Borrowings	1,724.9	1,735.0	1,052.4	1,012.7	1,029.0
Provisions	2.4	2.1	2.4	1.7	0.0
Deferred tax liabilities (net)	3.5	3.5	3.5	3.5	3.5
Current liabilities	903.6	1,061.0	729.0	704.3	605.9
Financial liabilities					
(i) Borrowings	676.7	677.5	448.9	513.9	408.4
(ii) Trade payables	70.7	291.0	153.1	66.0	112.0
Other current liabilities	156.0	92.2	122.4	109.7	77.5
Provisions	0.2	0.2	4.6	14.8	7.9
Total Equity & Liabilities	3,696.1	3,877.2	2,413.2	2,301.6	2,151.8

Contact Us

Company



SVP Global Ventures Limited

CIN: L17290MH1982PLC026358

Mr. Prakash Saraogi – Executive Vice President

prakash@pittie.com

Investor Relations Partners



Orient Capital

(a division of Link Group)

Mr. Sagar Shroff: +91 98205 19303

sagar.shroff@linkintime.co.in

Ms. Neha Shroff: +91 77380 73466

neha.shroff@linkintime.co.in