

From Corporate Office: 510, A Wing, Kohinoor City C-I
Kirod Road, Off L.B.S. Marg, Kurla (W)
Mumbai - 400 070, India
T: +91 22 6708 2600 / 2500
F: +91 22 6708 2599



GRP/M/ 091 /2019-20

06.08.2019

To BSE Limited Phiroze Jeejeebhoy Towers, Dalal Street, Mumbai - 400 001. Scrip code : 509152	To National Stock Exchange of India Limited Exchange Plaza, Bandra Kurla Complex, Bandra (E), Mumbai - 400 051. Symbol : GRPLTD – Series: EQ
---	--

Dear Sir / Madam,

Sub: Investor Presentation


Pursuant to regulation 30 of the SEBI (Listing Obligations and Disclosure Requirements) Regulations, 2015, we enclose herewith investor presentation.

The aforesaid presentation has been uploaded on the Company's website viz., www.grpweb.com

You are requested to take the above on record and oblige.

Thanking you,

Yours faithfully,
For **GRP Ltd.**


Abhijeet Sawant
Company Secretary

Encl : a/a

GRP Ltd.
CIN No.: L25191GJ1974PLC002555
Registered Office:
Plot No. 8, G.I.D.C., Ankleshwar - 393 002, Dist. Bharuch, Gujarat, India
T: +91 2646 250471 / 251204 / 650433 F: +91 2646 251622
www.grpweb.com



IMPACT POSITIVE



GRP Limited

Investor Presentation
August 2019

This presentation and the accompanying slides (the “Presentation”), which have been prepared by **GRP Limited** (the “Company”), have been prepared solely for information purposes and do not constitute any offer, recommendation or invitation to purchase or subscribe for any securities, and shall not form the basis or be relied on in connection with any contract or binding commitment what so ever. No offering of securities of the Company will be made except by means of a statutory offering document containing detailed information about the Company.

This Presentation has been prepared by the Company based on information and data which the Company considers reliable, but the Company makes no representation or warranty, express or implied, whatsoever, and no reliance shall be placed on, the truth, accuracy, completeness, fairness and reasonableness of the contents of this Presentation. This Presentation may not be all inclusive and may not contain all of the information that you may consider material. Any liability in respect of the contents of, or any omission from, this Presentation is expressly excluded

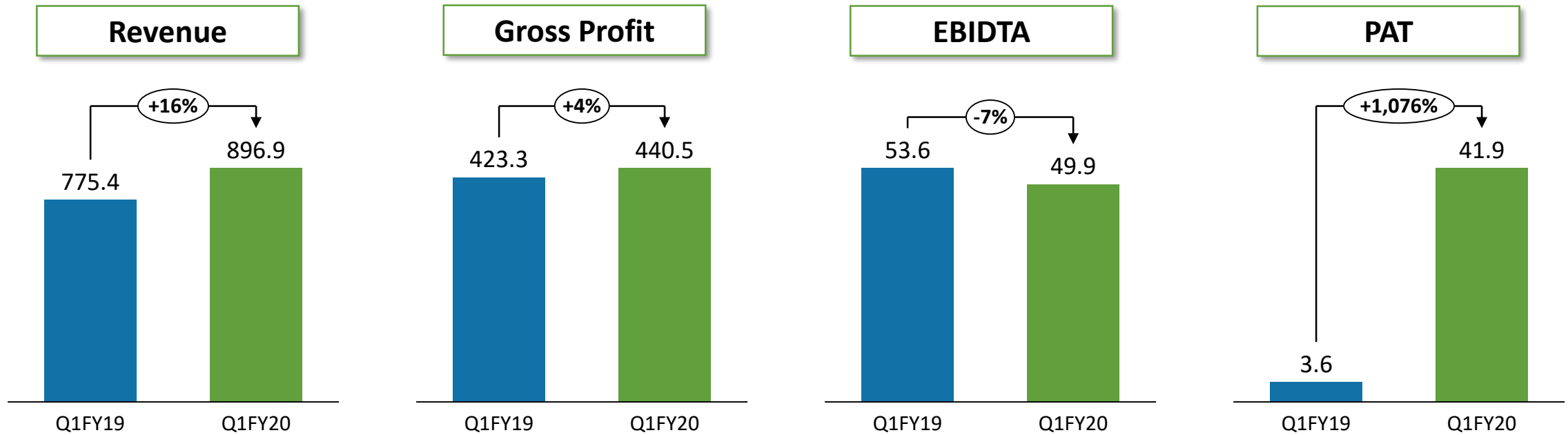
Certain matters discussed in this Presentation may contain statements regarding the Company’s market opportunity and business prospects that are individually and collectively forward-looking statements. Such forward-looking statements are not guarantees of future performance and are subject to known and unknown risks, uncertainties and assumptions that are difficult to predict. These risks and uncertainties include, but are not limited to, the performance of the Indian economy and of the economies of various international markets, the performance of the industry in India and world-wide, competition, the company’s ability to successfully implement its strategy, the Company’s future levels of growth and expansion, technological implementation, changes and advancements, changes in revenue, income or cash flows, the Company’s market preferences and its exposure to market risks, as well as other risks. The Company’s actual results, levels of activity, performance or achievements could differ materially and adversely from results expressed in or implied by this Presentation. The Company assumes no obligation to update any forward-looking information contained in this Presentation. Any forward-looking statements and projections made by third parties included in this Presentation are not adopted by the Company and the Company is not responsible for such third party statements and projections.

Performance Highlights



Performance Highlights for Q1FY20*

(in Rs. Mn)



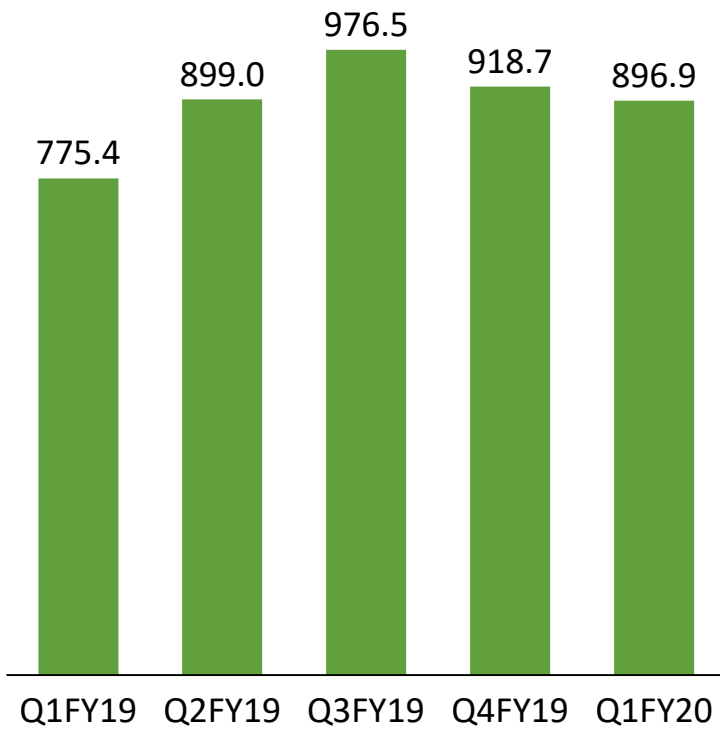
Revenue / Profitability

- Revenue growth of 16% Y-o-Y on back of increased volumes, higher realizations for our products, growth in the new Business Units
- EBITDA decreased by 7% Y-o-Y as operating expenses increased by ~6% Y-o-Y
- PAT jumped due to a gain on deferred tax component amounting to ~Rs. 3.56 Crores.

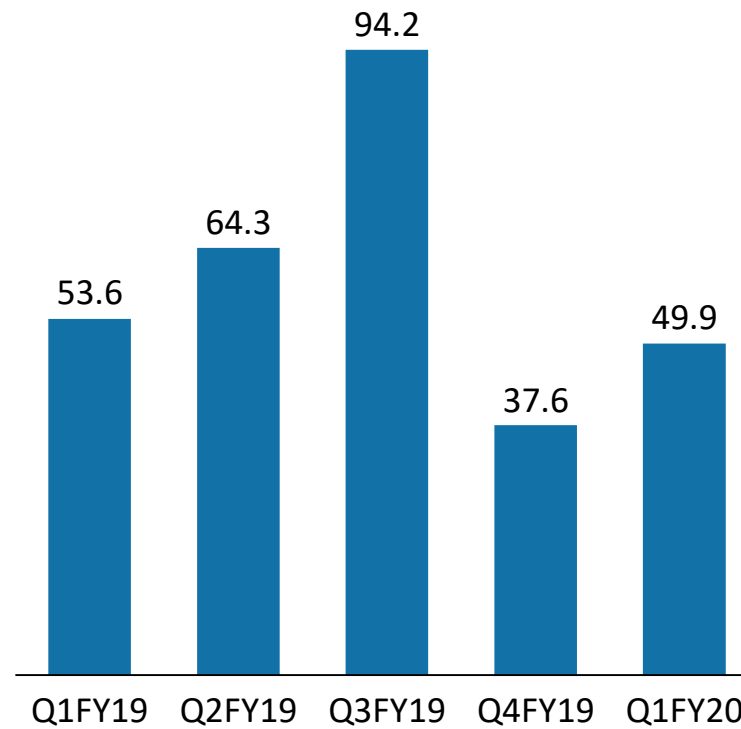
Quarterly Trends*

(in Rs. Mn)

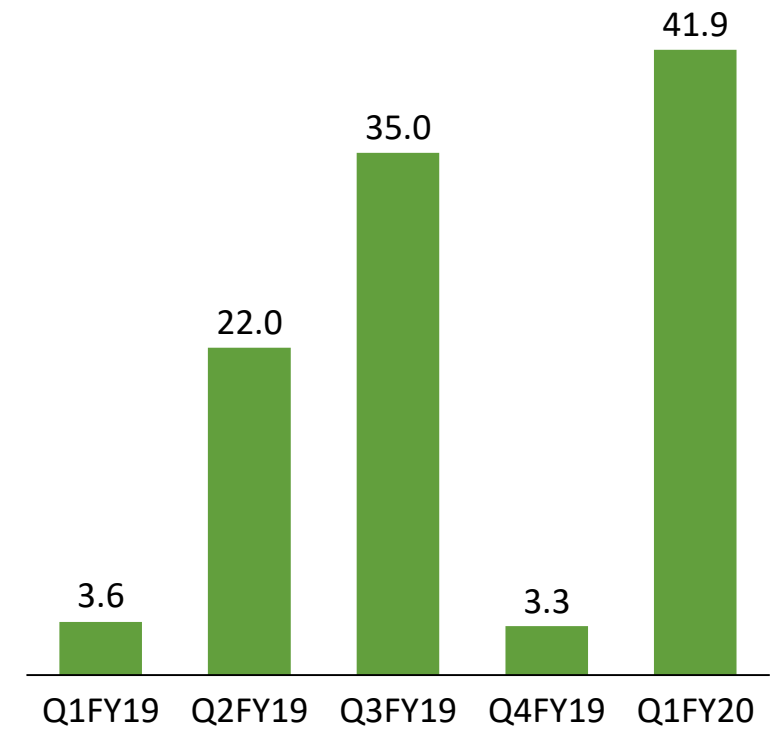
Revenue



EBIDTA



PAT



*Data On Standalone Basis

Operational Highlights

The company has achieved growth in volumes in this difficult environment in the domestic tyre industry

1 Franchisee added in GRP- Marangoni Re-treading in Q1FY20 taking the total franchisees to 8

Drop in operating margins is on account of temporary material import restrictions in a SKU

Automation remains a key focus area towards improving margins

Focused opportunities in the tyre sector would positively impact the profitability of the business

Capacity Utilization for GRP remains high despite softening in Auto industry

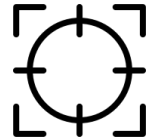


Reclaim Rubber



3 New Customers in Q1FY20

2 Customers from top 15 global tyres companies and 1 is a top tyre manufacturer in India



Focus on Multiple Segment & Low Represented International Markets

Focus on automotive and non-automotive segment. Significant volume growth registered in non-automotive segment

Focus on key low represented international market such as Sri-Lanka, ASEAN, Africa & Russia starting to yield results



Automation & Upgradation

Aggressive push for automation across plants started early last year has started to yield results
Technology upgrades being carried out across plants to boost plant productivity



New Product Development

New product development initiatives under way to enhance finished goods properties along with use of alternate raw materials in line with market dynamics

Non-Reclaim Rubber Highlights



Re-treading



New Franchisee in Chennai

1st metro city franchisee commissioned in Chennai which is among top 5 truck tyre market in India



Ringtread

Ringtread (imported) contributes 40% to our re-tread sales
Ringtread sells at a premium to standard re-treads



Made in India

All flat treads are now made in India from Jun-19 under outsourcing model
This leads to improving margins, speed to market and responsiveness to customer changes in demand

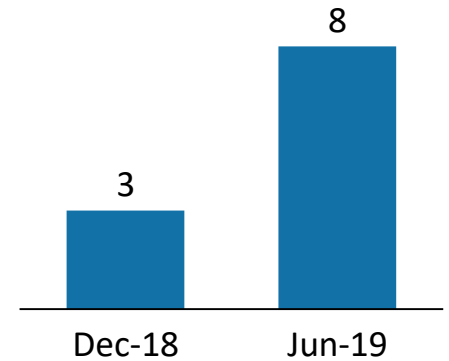
Industrial Polymers



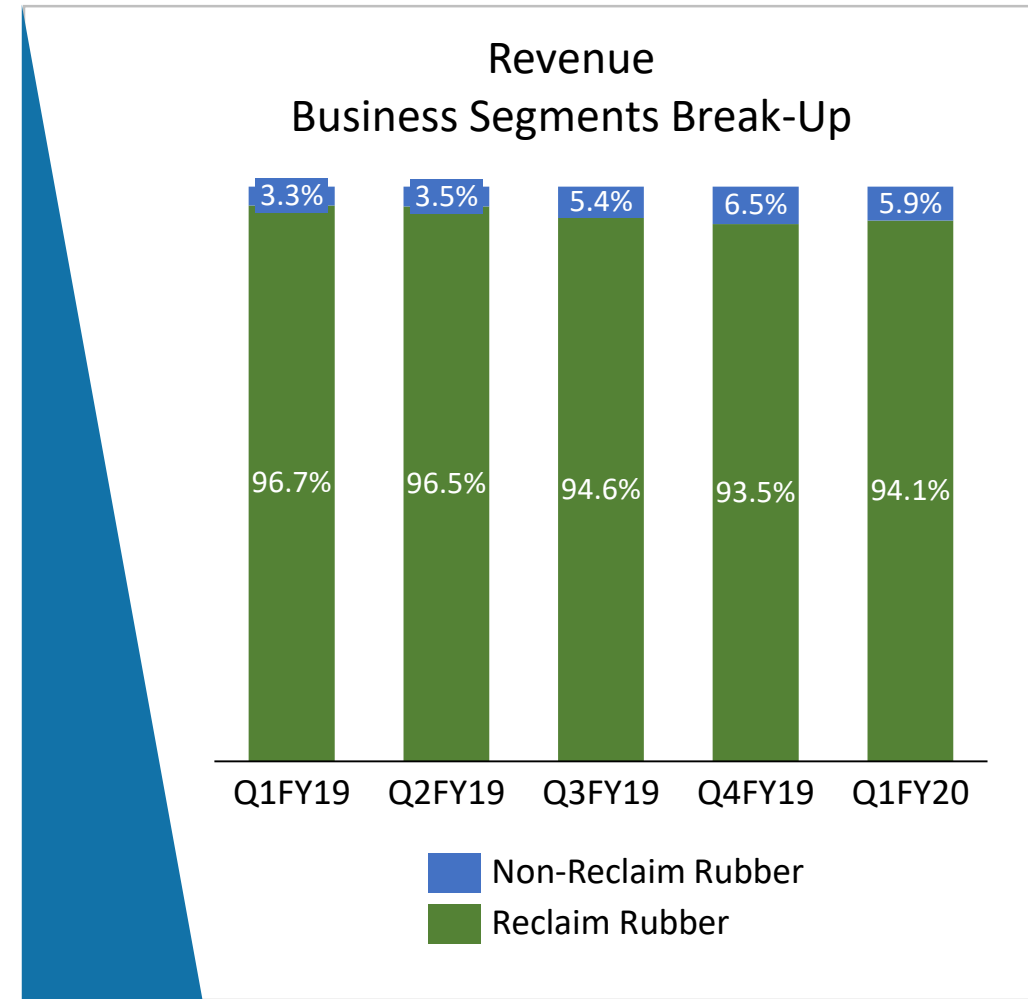
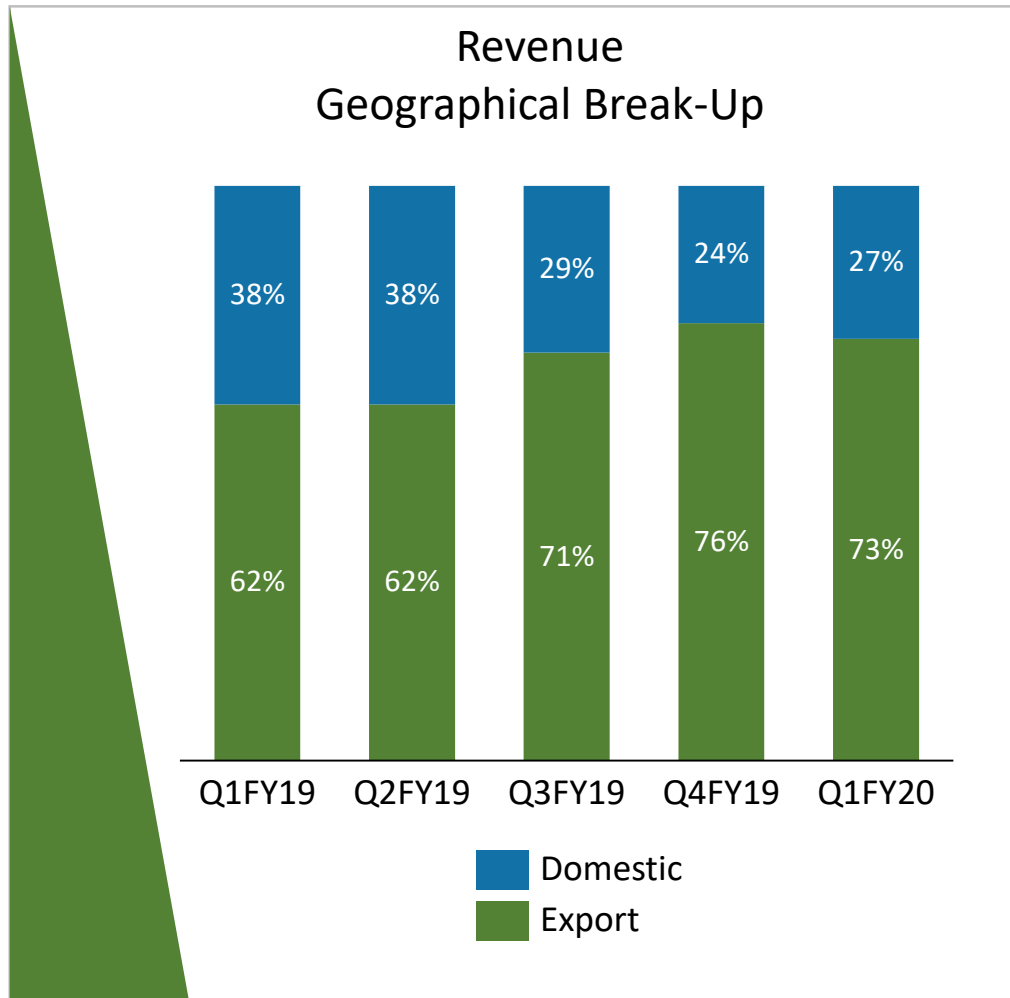
Approvals

Approval from 3 large customers, 2 being the largest furniture manufacturers in India and the other is country's one of the largest Polymer Compounders

No. of Franchisees



Segment Wise Performance Trend*



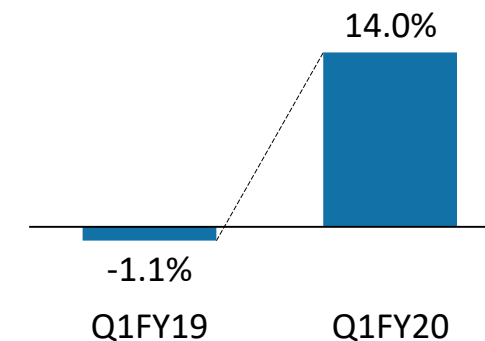
*Data On Standalone Basis

Segmental Financial Highlights*

Particulars (in Rs. Mn)*	Reclaim Rubber			Non-Reclaim Rubber		
	Q1FY19	Q1FY20	% Growth	Q1FY19	Q1FY20	% Growth
Revenue (Net of Taxes)	748.0	842.2	12.6%	27.5	54.8	99.5%
Raw Material	340.3	433.1		11.9	23.3	
Other Expenses	354.7	366.8		15.9	23.9	
EBIDTA	53.9	42.3	-22.0%	-0.3	7.6	-
EBIDTA Margin	7.2%	5.0%		-1.1%	14.0%	

- ✓ Growth in revenue is witnessed in both our **Reclaim and Non-Reclaim Rubber Business**
- ✓ Revenue for Q1FY20 for Reclaim Rubber business increased by **13%** and Non-Reclaim Rubber business increased by **100%**
- ✓ EBIDTA Margin for Q1FY20 stood at **5%** & **14%** for Reclaim and Non-Reclaim Rubber business respectively

Non-Reclaim Rubber - EBITDA Margins



Increased share of non reclaim rubber business going forward should add up to the overall profitability of the company

*Data On Standalone Basis

Standalone Q1FY20 Profit & Loss Statement

Profit & Loss (Rs. Mn)	Q1 FY20	Q1 FY19	Y-o-Y	Q4 FY19	Q-o-Q	FY19
Revenue (Net of Taxes)	896.9	775.4	16%	918.7	-2%	3,569.6
Cost of Goods Sold	456.4	352.1		459.4		1,719.3
Gross Profit	440.5	423.3	4%	459.3	-4%	1,850.3
Gross Profit Margin	49.1%	54.6%		50.0%		51.8%
Employee Cost	148.6	132.7		143.0		582.8
Other Expenses	242.0	237.0		278.8		1,017.8
EBIDTA	49.9	53.6	-7%	37.6	33%	249.7
EBITDA Margin	5.6%	6.9%		4.1%		7.0%
Other Income	2.0	1.8		3.2		8.7
Depreciation	32.8	31.8		32.8		129.6
Finance Cost	11.3	15.2		0.5		46.5
PBT	7.8	8.4	-7%	7.5	4%	82.4
Tax	(34.2)	4.8		4.2		18.6
PAT	41.9	3.6	1,076%	3.3	1,184%	63.8
PAT Margin	4.7%	0.5%		0.4%		1.8%
Cash Profit	74.8	35.4	111%	36.1	107%	193.4

Consolidated Q1FY20 Profit & Loss Statement

Profit & Loss (Rs. Mn)	Q1 FY20	Q1 FY19	Y-o-Y	Q4 FY19	Q-o-Q	FY19
Revenue (Net of Taxes)	898.3	776.0	16%	918.5	-2%	3,573.7
Cost of Goods Sold	453.5	350.2		453.7		1706.8
Gross Profit	444.8	425.8	4%	464.8	-4%	1,866.9
Gross Profit Margin	49.5%	54.9%		50.6%		52.2%
Employee Cost	149.5	133.6		143.8		586.3
Other Expenses	244.2	239.5		281.1		1,026.9
EBIDTA	51.1	52.7	-3%	40.0	28%	253.7
EBITDA Margin	5.7%	6.8%		4.4%		7.1%
Other Income	0.9	1.2		2.4		4.9
Depreciation	33.3	32.7		33.7		133.1
Finance Cost	11.5	15.5		0.5		47.3
Profit Before Share of Profit/(Loss) of JV's	7.3	5.7	29%	8.2	-11%	78.1
Share of Profit/(Loss) of JV's	-	(1.1)		(1.7)		(6.0)
PBT	7.3	4.5	62%	6.5	13%	72.1
Tax	(34.1)	4.8		4.5		18.9
PAT	41.4	-0.3	-	2.0	1,983%	53.3
PAT Margin	4.6%	0.0%		0.2%		1.5%
Cash Profit	74.7	32.4	130%	35.7	109%	186.4

Introduction



Tyre Graveyards are increasing across the Globe

7.6 Billion people
in the world



1.4 Billion
vehicles on the road

1.7 billion new
tyres produced a year



Over 1 billion waste
tyres generated per year

Creating huge




**TYRE
GRAVEYARDS...**

... HUGE OPPORTUNITY

...presenting a HUGE OPPORTUNITY

Huge tyre graveyards that can be seen from Space




GRP uses end-of-life tyres to recycle and manufacture



Reclaimed rubber, Engineering plastics, Die-cut products & Polymer Composite Products



GRP INDUSTRIAL POLYMERS



GRP CUSTOM DIE FORMS



GRP RECLAIM RUBBER



MARANGONI GRP



GRP POLYMER COMPOSITE

Recover, Recycle, Reuse² is GRP's raison d'être as well as mantra for creating a clean planet

- GRP is one of the leading producers of reclaim rubber
- It recycles end- of-life tyres, automotive inner tubes, automobile profiles and moulded rubber products to produce consistent quality reclaim rubber
- **The rubber produced emits 95% Lower greenhouse gas v/s virgin polymers**



...to Reduce, Reuse & Recycle



REDUCE




TYRE RETREADING

- Process to extend the life of Commercial Vehicle tyres beyond single use
- Environmental friendly process ensuring saving in valuable resources

POLYMER COMPOSITES

- Manufactured from 100% recycled rubber and plastics
- Product is environmental friendly, strong and durable as a substitute to wood & concrete


REUSE



CUSTOM DIE FORMS

- Custom die forms engineered from end of life truck and bus bias tyres used in application where low cost solutions are a necessity like door mats, impact resistance products and Agricultural equipment's

RECYCLE



RECLAIM RUBBER

- Produced from end of life tyres, automotive inner tubes, automobile profiles and moulded rubber products to produce consistent quality reclaim rubber

INDUSTRIAL POLYMERS

- Recovery and Reuse of polyamide from end-of-life tyres, a key competitive advantage is the continuous availability of in-house raw materials

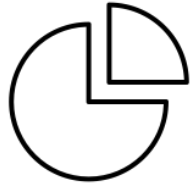
Our Business



Believing in possibility of better tomorrow...



8 Manufacturing Units with **72,700 tons/year capacity**



18% share in Indian Market & **50% of India's Export** in reclaimed rubber



Supplies to **7 out of top 10** global tyre companies

Export presence in **60+ Countries** across **300+ customers**



~1.2 Mn End-of-Life tyres saved from reaching landfills **Every Year**



IATF, ISO and BS OHSAS
REACH Certified for EU Zone



OUR VALUES

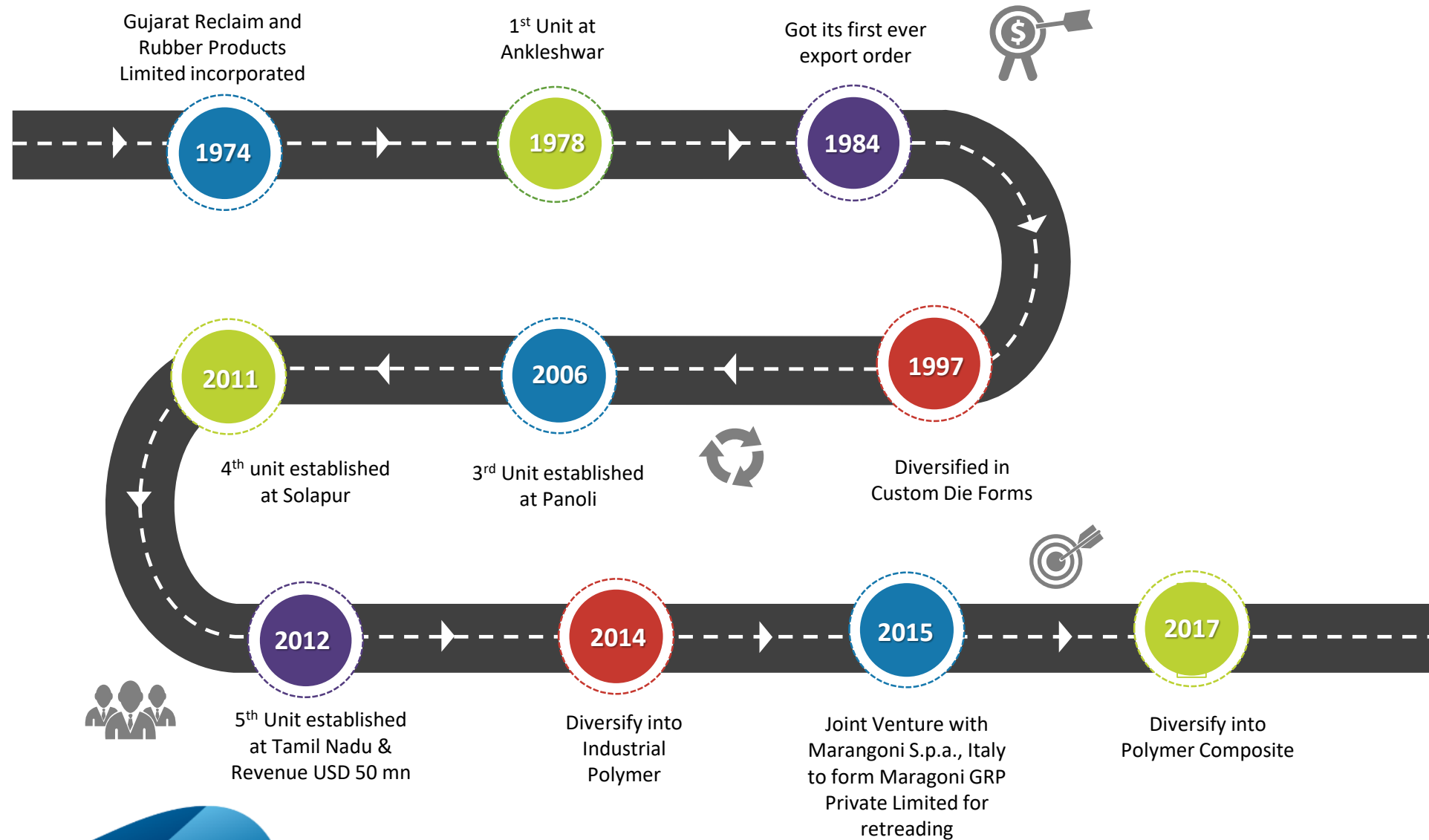
SUSTAINABILITY

TRUST

COMMITMENT

INTEGRITY

... since Four Decade & Counting



...serving the needs of Global Mobility Industry



60+
Countries



300+
Customers



400+
Vendors



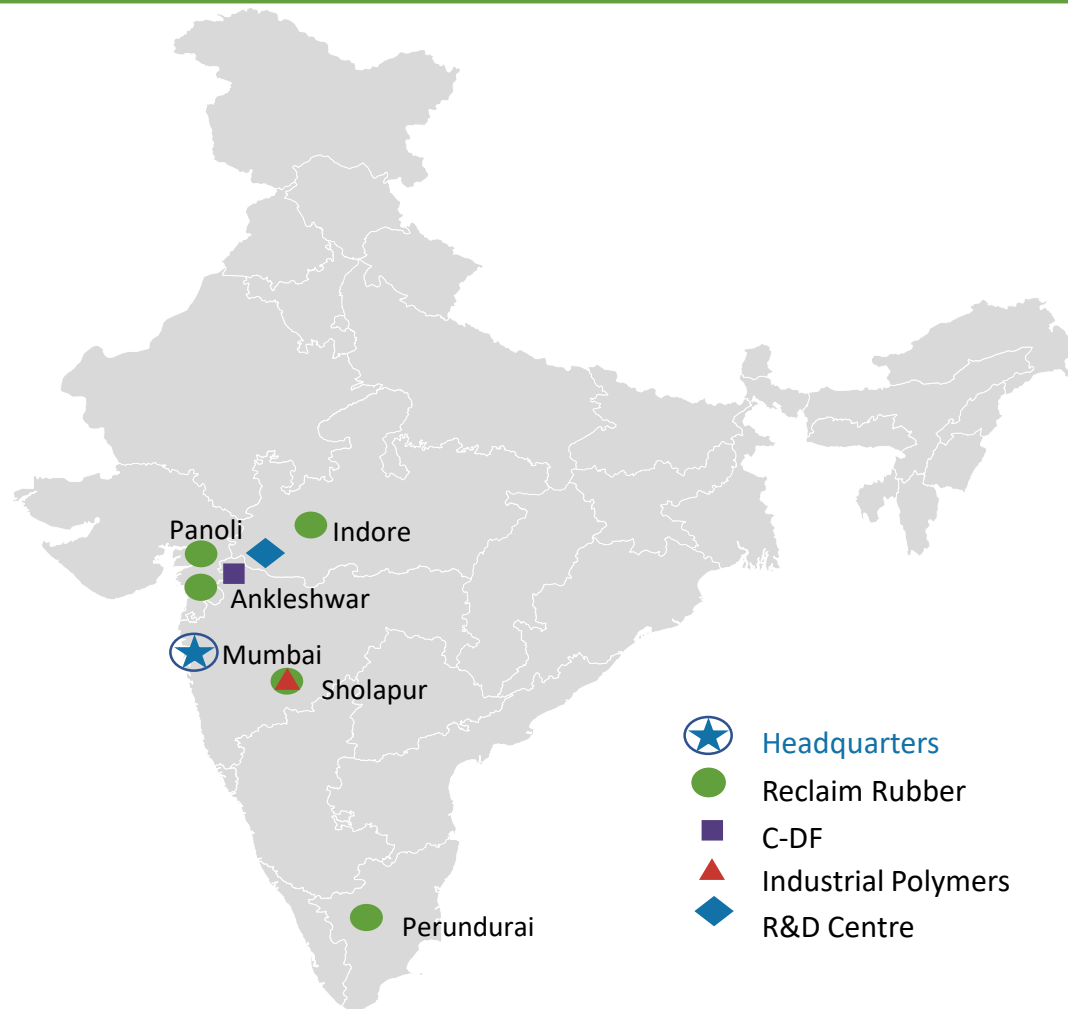
Distributors
across **20**
countries



8
Manufacturing
Units



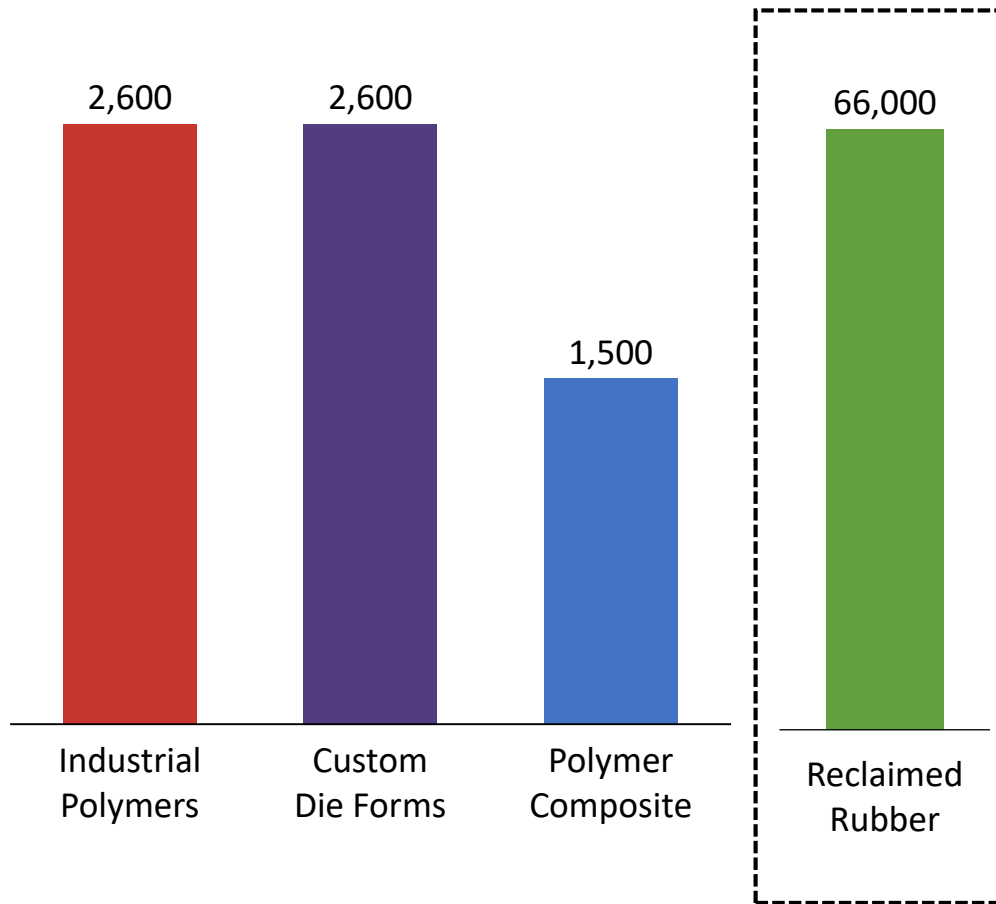
~1800
Employees



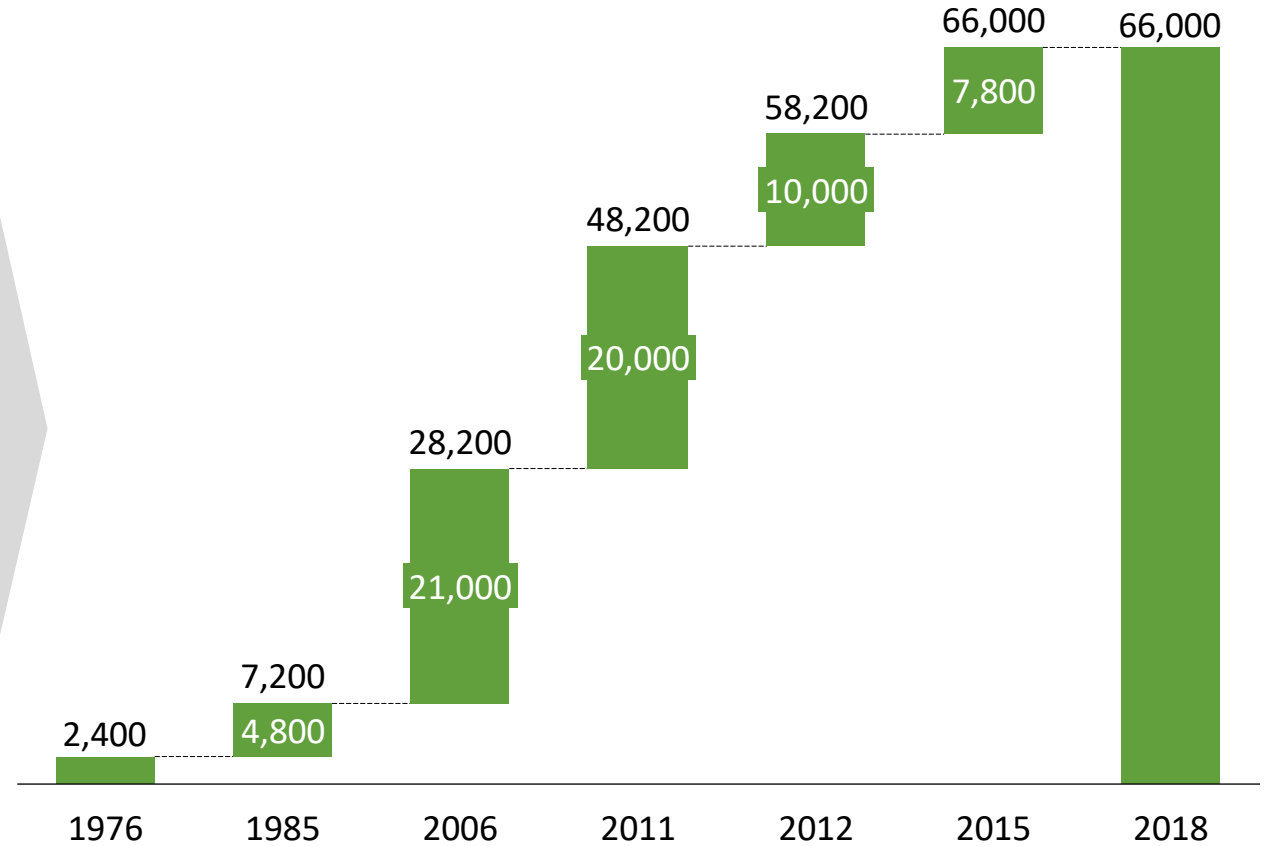
**>75% customers belong to
Transportation Industry**

...supported by self designed Manufacturing Facilities

Installed Capacity in MT



Build up capacity for Reclaimed Rubber over the years



...with our R & D Capabilities

Product

- Continuous Development of New Products
- Expansion in New Product Categories

New Products



Process

- Automation of Processes
- Environment friendly – Zero Discharge

Margin Improvement



Application

- Developing New Application across diversified Industries
- Products designed based on Customer application needs

Customer Relationship

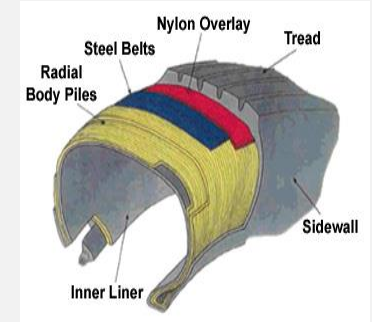


...with Diversified Product Applications

Reclaim Rubber

TYRE APPLICATION

Inner Liner Inner Tubes Tyre Side Walls
Tyre Piles Tyre Treads & Retreads



NON - TYRE APPLICATION

Conveyor Belts Adhesives
Automotive Profiles Roofing Footwear
Moulded Goods Matting



...across Business Verticals

Industrial Polymers




INDUSTRY APPLICATION

Consumer	Automotive
Electrical & Electronics	Industrial

Custom Die Forms

APPLICATION

Link Mats	Door Mats
Industrial Mats	Dock Bumpers

		
Reprocessed Nylon Glass Filled	Reprocessed Nylon Unfilled	Modified Nylon

		
Door Mats	Industrial Mats	Dock Bumpers

...all Major Tyre and Non Tyre Customer Relationships

apollo

BKT
GROWING TOGETHER

bandag

BIRLA
TYRES
Unbeatable!

BRIDGESTONE

camso
loadstar

CARLISLE
FOODSERVICE PRODUCTS

CEAT

COOPERTIRES

Continental

Continental
CONTITECH

GOODYEAR

HORIZON
ADDIS TYRE

HUTCHINSON®

JKTYRE
TOTAL CONTROL

KORYO®

MARANGONI®
Leading the World in Retread Technology

MERCURIO

Mitas
Designed for you

melos

Nitto

ORIENTAL
CONVEY|ALL|THE|WAY

MRF

PIRELLI

SEMPERIT
semperflex
OPTIMIT
A MEMBER OF THE SEMPERIT-GROUP

sempertrans®
A MEMBER OF THE SEMPERIT-GROUP

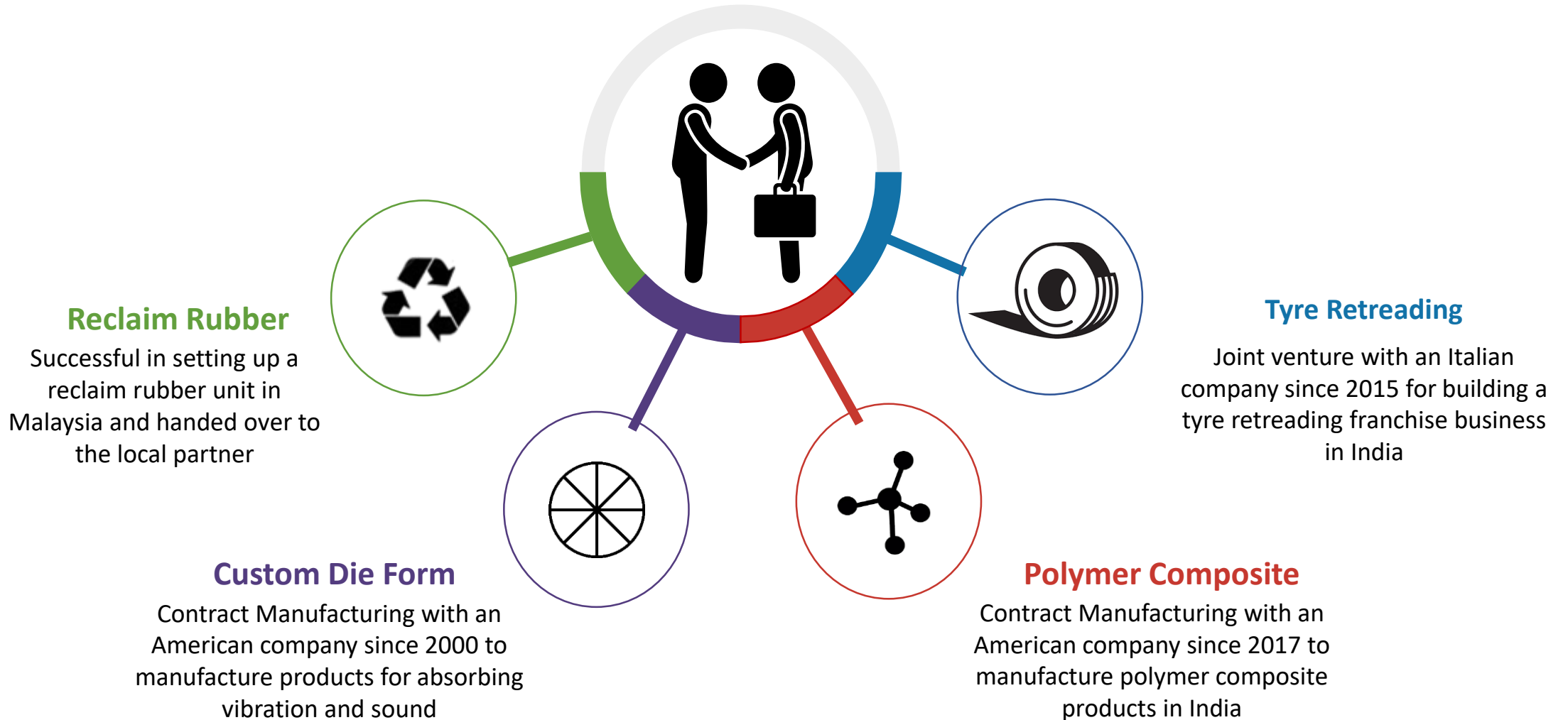
SUMITOMO
RUBBER INDUSTRIES

TRELLEBORG

VEYANCE™
TECHNOLOGIES

YOKOHAMA

...Global Partnerships for Business Growth



...Distinguished Board of Directors



Dr. Peter Philip

Chairman & Non-Executive Director

No. of Years of Experience : More than 40 years in General Management

Qualification : Graduate with Honours from St. Stephen's College (Delhi) and Alumnus of Stanford University, USA and Selwyn College, Cambridge, UK. Also a director in The Malayala Manoram Co Ltd & Commercial Broadcasts Ltd.



Rajendra Gandhi

Managing Director

No. of Years of Experience : More than 39 years in General Management

Qualification : graduate engineer from the Indian Institute of Technology, Mumbai. Also a director in Steelcast Ltd.



Harsh Gandhi

Joint Managing Director

No. of Years of Experience : 15 years in various Managerial positions

Qualification : OPM program from Harvard Business School USA & holds a Bachelor of Science in Management Purdue University USA



Rajeev Pandia

Independent Director

No. of Years of Experience : More than 39 years and been influential in Strategic Planning, Project Evaluation & Management, Technology Transfer

Qualification : Bachelor in Technology (Ch.Eng.) IIT, Mumbai, & has obtained his Masters in Science from Stanford University, USA. Also a director in Excel Industries Ltd & The Supreme Industries Ltd.

...Distinguished Board of Directors



Mahesh Gandhi

Non-Executive Director

No. of Years of Experience : More than 30 years in General Management

Qualification : He is a Graduate and an accomplished industrialist and the Chairman of the Industrial Development & Investment Co. Pvt Ltd



Alpana Parida

Independent Director

No. of Years of Experience : 30 year Marketing career, spanning USA and India;

Qualification : Graduate from IIM (Ahmedabad) and has a Bachelor's degree in Economics from St. Stephen's College, Delhi University. Also a director in Cosmo Films Ltd & Primesec Investments Ltd



Saurabh Shah

Independent Director

No. of Years of Experience : More than 20 years of experience as advisor in the fields of public equity investments, private equity, capital markets and Merger & Acquisition in India

Qualification : MBA from the Stern School of Business at New York University. Also a director in Citicorp Finance (India) Ltd.



Nayna Gandhi

Non-Executive Director

No. of Years of Experience : More than 39 years and also director in Grip Polymers Ltd., (wholly owned subsidiary of GRP Ltd.) since November, 1993

Qualification : Diploma holder in Home Science

...with Experienced Management Team

Ganesh Ghangurde

Chief Compliance Officer

- Chartered Accountant (ICAI) & Company Secretary (ICSI)
- Associated with GRP's senior Management Cadre for more than 25 years
- Experience covers Finance & Accounts, Legal & Statutory, Compliances, Projects, Rights & Public Issues, IT & SAP Implementations

Hemant Kaul

President Marketing & CEO of Marangoni GRP

- MBA, Leeds University Business School, UK
- At GRP since 2012 post spending 19 years in tyre sector in India & Europe with Apollo tyres and Birla tyres
- Handling MGPL business in India ; oversee Sales and Marketing & Business Development for Reclaim Rubber.

Rajen Doshi

President & COO

- MBA Georgia State, MS, IIT Mumbai
- Experienced in executing business transformations, M&A and Change Management across Manufacturing, Service and Technology companies.
- Worked across North America, Europe and Asia in B2B and B2C space for companies like GE, Honeywell, Coke, Citigroup, Legal & General (UK) and Mahindra (India).

Kush Giramkar

Business Head Industrial Polymers & Head Procurement

- MBA from Indo German Chamber of Commerce, Graduate mechanical engineer from Govt. College of Engineering, Pune
- More than 22 years of rich experience in the diverse fields of manufacturing sector such as Materials Management, Project Management, Operations, R & D and New Business Development.

Shilpa Mehta

Chief Financial Officer

- Chartered Accountant (ICAI)
- Overall 20+ years' experience and 15 years in senior management cadre
- Work experience includes Accounts & Finance, Company law, Direct & Indirect taxation, SAP implementation & operations, Audit

Sanjeeb Lahri

Head HR & Administration

- Post Graduate Diploma in Industrial Relations & Personnel Management from University of Burdwan,
- More than 20 years of professional experience in the diverse fields of Talent Acquisition, Staffing, Employee/Industrial Relations, Productivity & Analysis, Learning & Development.
- More than 19 years of experience with TATA Group (Domestic & International)

Awards & Accolades – Testimony to our raison d’etre

 <p>Global Compact Network India 2017</p>	<p>EcoVadis CSR Rating 2017: BRONZE 2019: SILVER</p>  <p>ecoVadis SUPPLIER SUSTAINABILITY RATINGS</p>	 <p>CDP DISCLOSURE INSIGHT ACTION</p>	 <p>IATF IATF 16949</p>	<p>Quality Circle Forum of India Award (2012) For 5S Competition from Vadodara Chapter for its Ankleshwar & Panoli Units</p>  <p>Quality Circle Forum Of India</p>
 <p>CAPEXIL (Sponsored by Ministry of Commerce & Industry, Govt. of India) For EXPORT Performance</p>	 <p>AIRIA 1945 For EXPORT Performance</p>	<p>Finalist, Parivartan Sustainability Leadership Award (2011)</p>  <p>India Carbon OutlookTM Tracking Actions Towards a Low Carbon Economy</p>	<p>Supply Chain Leader Award (2010) At Logistics 2.0</p>  <p>99 99MEDIA</p>	<p>Silver Certificate of Merit (2008)</p>  <p>INDIA MANUFACTURING EXCELLENCE AWARDS IN PARTNERSHIP WITH FROST & SULLIVAN</p>

At GRP, we are committed to transitioning from a ‘recycled material company’ to a ‘**Sustainable Raw Material Company**’. Therefore, embracing the certifications, partnerships required for achieving that status. PLUS embracing the UN’s Sustainability Development Goals.

CSR – Impact Positive Initiatives

- **Our CSR vision** – "to contribute towards social and economic development of the communities where we operate in. And while doing the same, we want to build a sustainable way of life for all sections of society".
- GRP believes in doing business the right way and ensuring that we reach out to underserved communities in the way we do business.
- GRP believes in focus beyond business interests and addressing the "quality of life" challenges that underprivileged communities face, and working towards making a meaningful difference to them



EDUCATION

- Balwadis/Mobile Vans for Elementary Education
- Toy-bank to strengthen development through play in rural areas
- Merit based scholarship to support University Education
- Strengthen/Support existing institutes engaged in providing primary, secondary & higher level Education



SUSTAINABLE LIVELIHOOD

- Supporting initiatives around Yoga, meditation, other self-help
- Awareness programs for clean living/housing facilities (5S, etc.)
- Awareness programs on hygiene, safe water
- Encouraging plantation of trees through self-help groups of women



HEALTHCARE

- Primary health care centres
- Mobile health care projects
- Preventive health through awareness programs



WOMEN EMPOWERMENT


- Gram Pari in rural areas
- Girl child education up to university level
- Introduction of Water wheel for women to roll it from a distance

- GRP has built a strong association with institutes like such as: Tata Institute of Social Science, Pravara Medical Trust, Ankleshwar Rotary Welfare Trust, K C Mahindra Education Trust, Nanhi Kali Foundation

Business Verticals




...Manufacturer of sustainable products through 5 Business Verticals




GRP RECLAIM RUBBER




MARANGONI GRP



GRP INDUSTRIAL POLYMERS



GRP CUSTOM DIE FORMS



GRP POLYMER COMPOSITE

Reclaim Rubber - Industry Leading Technology



1ST Company in India to design, fabricate and install an entire plant & machinery for manufacture of reclaim rubber from complete indigenous components



Strong focus on innovation and R & D with DSIR approved lab, **1st** company in India to develop reclaims like EPDM & High Tensile



1st company in reclaim rubber sector in India to become SAP ERP enabled



ISO certified company following strict quality control norm ensuring right material supply to its customers



Recycles **1 out of every 10 truck tyres & 1 out of every 8 tubes** produced in India



Largest exporter of reclaim rubber from India to more than **60 countries** around the world. Caters to **7 out of Top 10** global tyre companies



VALUE PROPOSITION



ECONOMIC

- Cost-saving compared with virgin rubber
- Reduced Energy Consumption



ENVIRONMENTAL

- Alternative to hazardous landfills
- Substitutes natural rubber & crude based synthetic rubbers saving natural resources



PROCESSING

- Faster Mixing Cycle
- Improved extrusion rate
- Retention of good ageing properties
- Reduced splicing defects
- Controlled die swell

Reclaim Rubber – Cost Effective Alternative

PRODUCT OFFERING



NATURAL RUBBER RECLAIM

- Whole Tyre Reclaim
- Ultra High & High Tensile Reclaim
- Natural Tube Reclaim



SYNTHETIC RUBBER RECLAIM

- Butyl & Chlorobutyl Reclaim
- EPDM Reclaim



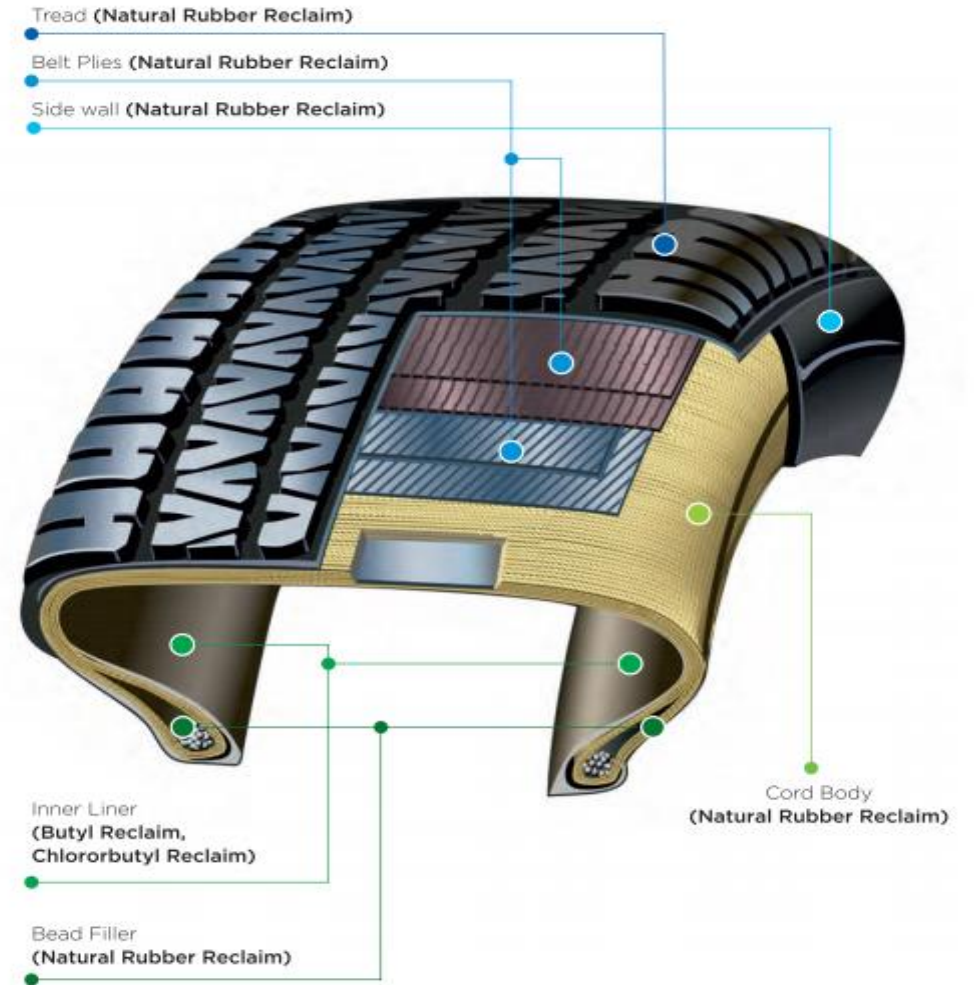
SPECIALITY RUBBER RECLAIM

- NBR Polycoat

APPLICATIONS

- Tyres
- Tubes
- Belts

- Waterproofing & Matting
- Adhesives



Tyre Industry - Largest Consumer of Rubber

Industrial Polymer – Valuable Engineering Plastic



Developed in-house process to recover nylon fiber from end of life tyres



Nylon fiber embedded with rubber is subjected to series of mechanical operations to separate rubber and nylon



Purified nylon fiber then converted to granules by Extrusion process

01

Separation of polyamide from scrap tyre results in “**Pure Rubber**” which in turn can be a useful raw material to make a **Better Quality Reclaim**

02

Recovered Polyamide is a useful raw material as an **Engineering Plastic**. It has a market which is well established and profitable

INDUSTRY LEADING TECHNOLOGY



1st Indian company to commercialize the concept of recovery and reuse of polyamide from end-of-life tyres



Invested substantially in the R&D to recover nylon (polyamide) a valuable engineering plastic out of the waste tyres



Has a state-of-the art compounding facility in Solapur which supplies a range of cost-effective and sustainable solutions



Patent pending products supported by well equipped testing laboratory



Industrial polymer is (GRP - IP) is an ISO 9001:2008 certified thermoplastic compounding business

TARGET MARKET & APPLICATIONS



AUTOMOTIVE

Fasteners, Clips, Bushes, Plugs, Cable Ties, Sleeves, Main fold



INDUSTRIAL

Washers, Spacers, Industrial Bobbins, Conveying Trays, Gears



CONSUMER GOODS

Furniture Components, Couplers, Domestic Gas Accessories



ELECTRICAL

Computer Peripherals, Fuse Box, Switch Housing



CONSTRUCTION

Window Door Components

Custom Die Forms – Diverse Product Portfolio



Converts end-of-life tyres to design products used for civil & agricultural applications



Custom Die Forms are meant to absorb vibrations in heavy equipment and for insulation against sound



GRP – C-DF has produces these products in collaboration with leading North America Companies



Ensures reuse of end-of-life tyres with minimal energy needs

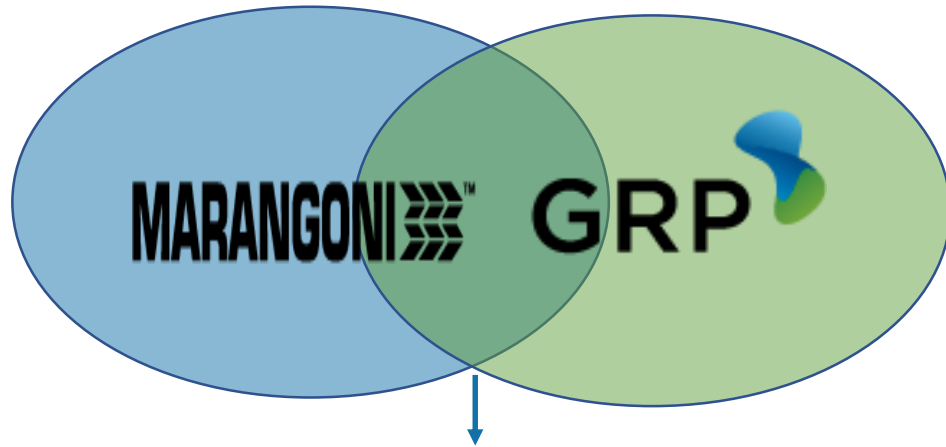
PRODUCTS



- Link Mats
- Door Mats

- Industrial Mats
- Dock Bumpers

Retreading - Marangoni Joint Venture



Portfolio of Products = Ringtread + Unitread + Classico

Entry into Retreading Markets of India with a Unique Technology,
RINGTREAD – The Spliceless Retread

Ringtread Delivers: More mileage, Better grip, More reliable and eventually lower cost per KM (CPKM) savings to fleets

Marangoni S.P.A, World's Leading Tyre Retreading Company with a legacy of 70+ years

+

GRP Ltd, India's largest and world's leading rubber recycling company

=

The JV will aim to leverage the strengths of the two partners:

Marangoni as a retreading technology specialist

GRP's understanding of Indian Markets, Strong Supply Chain along with the reach to the End Customers

MARKET OPPORTUNITY

- Radial tyres at present account for 40-45% of Tyre Industry, expected to reach 75%+ by 2020
- Radialisation is estimated to double in the next 4-5 years, thus offering a big opportunity for tyre retreaders in the country
- India's retreading market is estimated at \$ 700 mn with a CAGR of 7-8% with organized sector accounting for 50 %

With Radialization there is a great opportunity for organized players in the retreading industry in CV segment as it reduces per/km cost

...Retreading across Segments

Industry Leading Range




Premium, Spice-less Retread



Premium, Flat Tread

This line features tread design suited for radial tyre application to deliver premium performance on Indian roads



Original Retread

This line features popular tried and tested patterns designed for customers who pay particular attention to the quality-price ratio.

BENEFIT TO RETREADERS



Less Time: Faster cycle time



No Waste: No material wastage



High Efficiency: More efficiency due to less handling and lower process time



Less Space: Less space required for same capacity due to efficient equipment & layout

ABOUT RINGTREAD

- Ringtread Concept: Tyres are circular in structure and rotate when they work, therefore the new tread must be perfectly circular in order to integrate harmoniously with the casings and recreate a perfect unit
- Ringtread
 - The only precured tread with the profile of original tyre
 - The ring has no joints and fits perfectly to the casing without tension or deformation
 - It guarantees reduced processing times and less waste, and performance levels are equivalent / exceeds those of a new tyre

BENEFIT TO FLEET HOLDERS



More Reliability: No risk of downtime due to the exclusive ring system



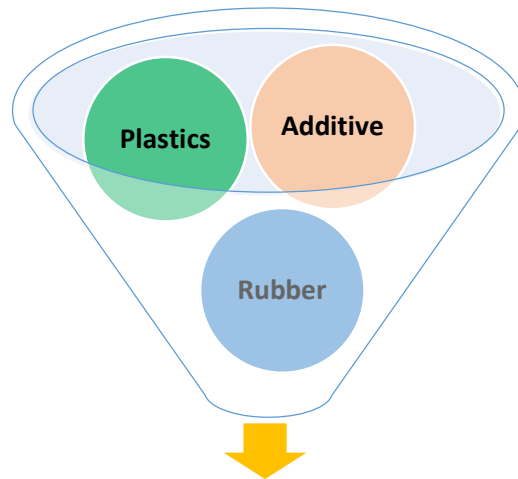
More Life: Less tread wear also on highly abrasive surfaces



More Grip: The best traction even in poor road condition



More Savings: Very low rolling resistance leading to reduced fuel consumption



Polymer Composite Products

Products Range



ABOUT Polymer Composite Products

- GRP is the exclusive manufacturer to a US based company for supply of composite products
- The composite products are manufactured from 100% recycled rubber and plastics
- The product is environmentally friendly, strong and durable
- The products are well suited for variety of application in sectors such as aviation, military, logistics, construction, oil & gas, marine and agriculture.

Products benefits & features

	Composite	Wood
IMPREVIOUS TO FLUIDS	✓	✗
EXCELLENT GRIP	✓	✗
U V RESISTANT	✓	✗
COST EFFECTIVE	✓	✗
DURABLE, LONG-LASTING, LIGHT WEIGHT	✓	✗
WILL NOT ROT, CRACK, OR SPLINTER	✓	✗

Growth Drivers

We have built Sustainable Business

Brand GRP carries with it
Trust of 4 Decades

Brand GRP

Strong
Relationships

Over 300 Customers
across 60 Countries

Upgradation of Process and
Products through innovation

In-house
Technology

Customized
Quality
Products

High Quality, Made-to-
Spec Products

Cost Effective by replacing
Virgin Rubber Polymer

Cost
Effective

High Value
Product
Opportunity

Multiple products with the
potential to deliver its
maximum value

8 Manufacturing Units, 20
Distributors and 200 Vendors

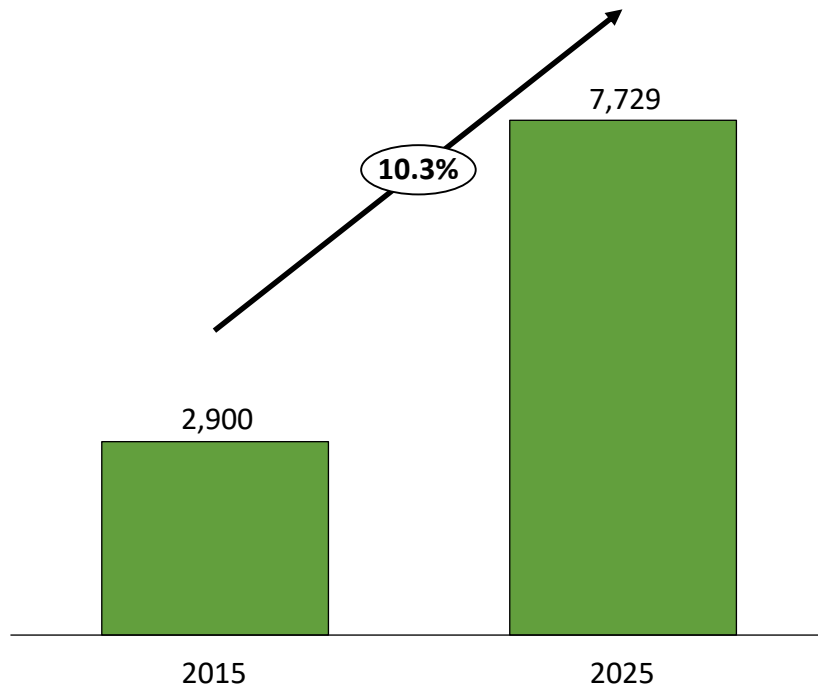
Manufacturing
&
Distribution

Environment
Friendly

Lower CO2 emissions, more
recycling of end of life tyres
and other rubbers

Usage of Reclaimed Rubber on a Growth Path

Reclaimed Rubber Demand (Kilo Tonnes)



- Growing awareness regarding COST - EFFECTIVE and ECO - FRIENDLY alternatives for virgin rubber

- Owing to its versatility, durability, reduced pollution and low processing costs, WTR is expected to witness growth

- APAC to drive growth due to huge domestic market, availability of cheap and skilled workforce and rapid industrial development

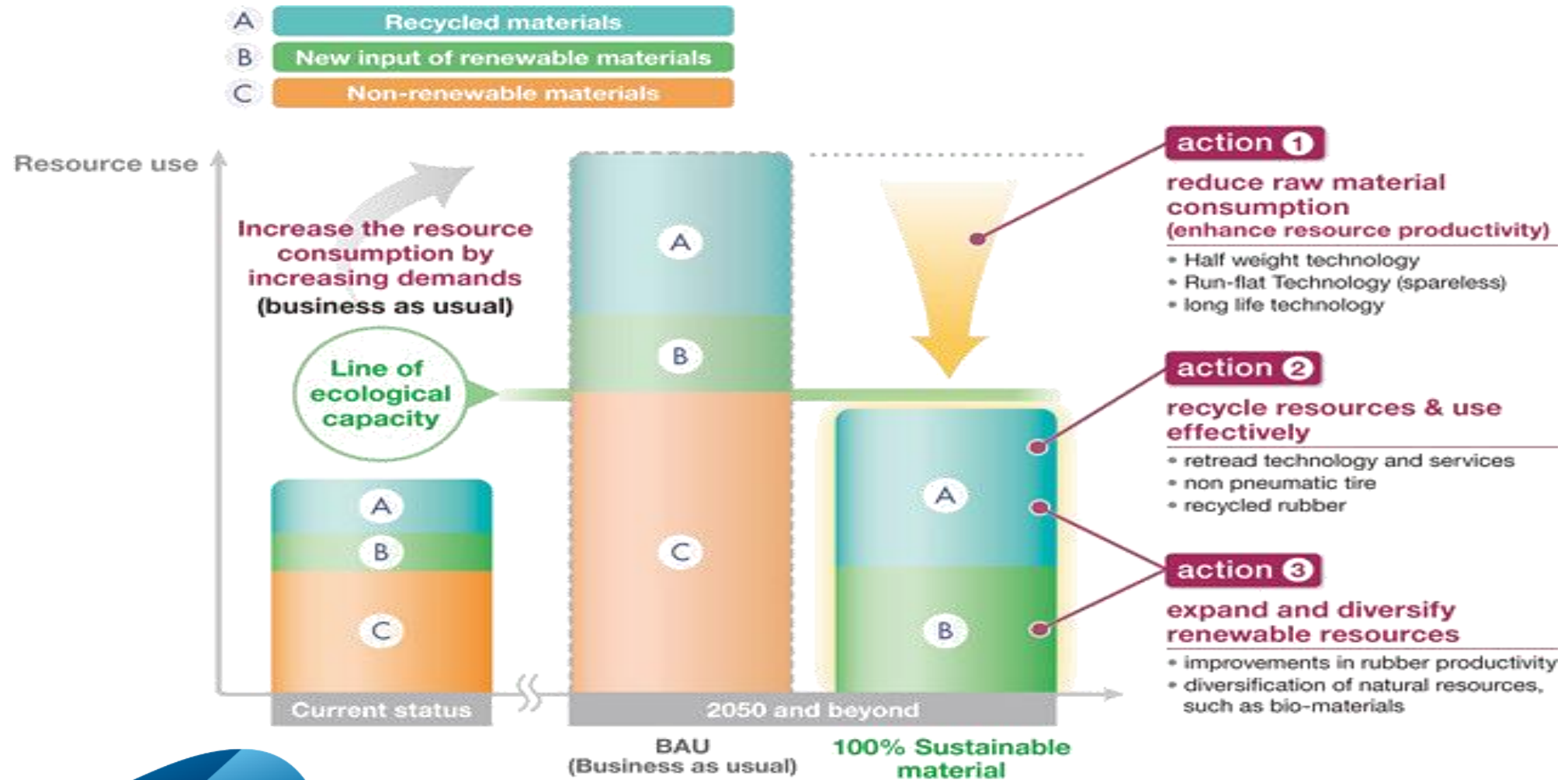
- Favourable regulations promoting sustainable and eco-friendly materials as substitutes for conventional virgin rubber is driving product demand

Global Reclaimed Rubber Demand

Global Reclaimed Rubber market is expected to reach USD 6.32 billion by 2025

With strategic shift towards increasing Reclaimed Rubber

To Reduce, Reuse and Recycle the use of fossil fuels and strategic shift towards Reclaimed Rubber. By 2050 companies envisages higher use of Recycled Rubber



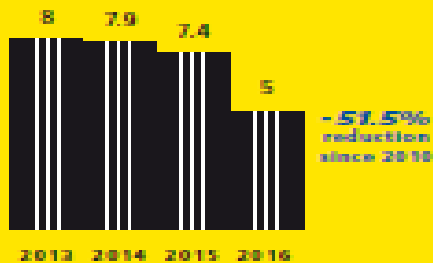
By major tyre manufacturing companies



THE 4R STRATEGY

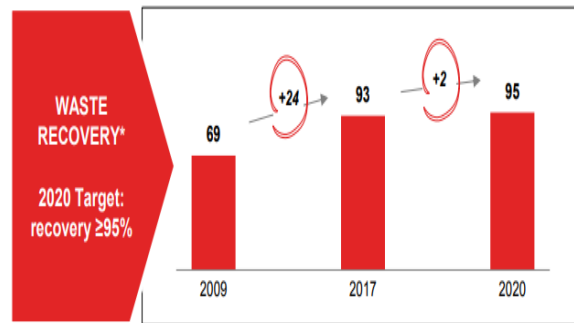
The tyre industry uses 32 million tonnes of materials every year, only 25% of which is from renewable sources. To reduce the use of fossil fuels and secure supply, Michelin has made a firm commitment to the circular economy through its 4R strategy: Reduce, Reuse, Recycle and Renew.

Landfilled waste In kg per tonne of tyres produced



By 2025 (vs. 2017) for Specific Products Segments Pirelli aims to:

- Double the share of Renewable Raw Materials
- Reduce the Fossil-Based Materials by -30%



- Waste recovered (on total waste) in 2017 vs 2009: 93% (+24% vs. 2009)
- Target 2020 : towards no waste to landfill with a recovery rate ≥95%

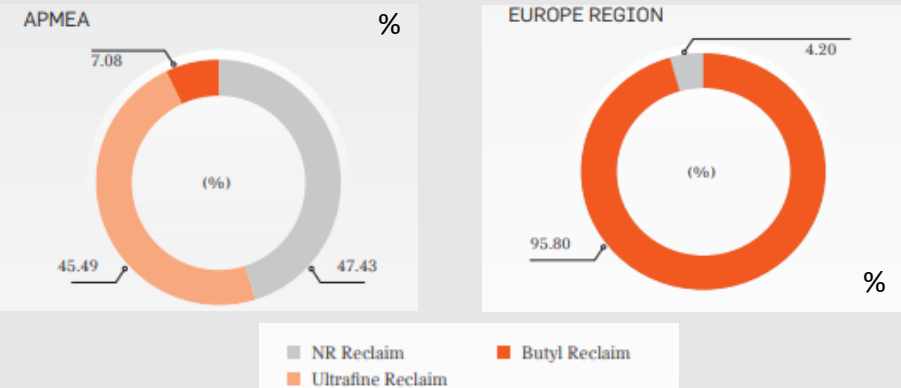
“ In the Rubber Group, the use of recycled materials is assuming an increasingly important role. Production waste generated in physical/chemical processes is used as reclaim and adhesive mixtures as recycled products. “

In the year under review, the percentage of recycled products of the total raw materials used in tyre production was 3%. Our goal is to increase this share to 10% by 2025.



Reclaimed rubber is also used at 2.5% to replace virgin rubber for compounds

Break-Up of Recycled Raw Materials by Type - FY17



Historical Financials



Consolidated Profit & Loss Statement

Profit & Loss (Rs. in Mn.)	FY19	FY18	FY17	FY16
Revenue*	3,574	2,998	3,038	3,150
Cost of Goods Sold	1,707	1,373	1,387	1,488
Employee Cost	586	525	535	493
Other Expenses	1,027	911	855	881
EBIDTA	254	189	261	288
Other Income	4	7	27	4
Depreciation	133	139	143	142
Finance Cost	46	44	38	45
Profit before share of Profit / Loss of JV	78	13	107	105
Share of Profit / (Loss) of JV	(6)	(5)	(0)	-
PBT	72	8	107	105
Tax	19	15	38	26
PAT	53	(8)	69	79

Consolidated Balance Sheet*

Liabilities (Rs. Mn)	Mar-19	Mar-18
Equity Share Capital	13	13
Other Equity	1,285	1,227
Equity attributable to owners of the Company	1,298	1,241
Non-Controlling Interests	0	0
Total Equity	1,298	1,241
Non-Current Liabilities	249	282
Financial Liabilities		
(i) Borrowings	29	53
(ii) Other Financial liabilities	1	1
Provisions	5	7
Deferred Tax Liabilities (Net)	214	220
Current Liabilities	920	774
Financial Liabilities		
(i) Borrowings	593	458
(ii) Trade Payables	217	157
(iii) Other Financial Liabilities	38	77
Other Current Liabilities	69	49
Provisions	0	29
Current tax liabilities (Net)	3	4
Total Equity & Liabilities	2,468	2,296

Assets (Rs. Mn)	Mar-19	Mar-18
Non-Current Assets	1,289	1,331
Property, Plant and Equipment	1,207	1,246
Capital work in progress	10	22
Investment Property	11	11
Other Intangible assets	2	3
Intangible assets under development	1	1
Financial Assets		
(i) Investments	6	8
(ii) Others	0	0
Other Non-Current Assets	52	39
Current Assets	1,179	965
Inventories	348	341
Financial Assets		
(i) Trade receivables	657	515
(ii) Cash and cash equivalents	44	9
(iii) Bank balances other than mentioned	2	2
(iv) Other Financial assets	15	3
Other Current Assets	112	94
Total Assets	2,468	2,296

Company :



CIN: L25191GJ1974PLC002555

Mr. Ganesh Ghangurde
Chief Compliance Officer
ganesh.ghangurde@grpweb.com

www.grpweb.com

Investor Relations Advisors :

SGA Strategic Growth Advisors

CIN: U74140MH2010PTC204285

Mr. Sagar Shroff / Mr. Shrenik Shah
sagar.shroff@sgapl.net / shrenik.shah@sgapl.net
+91 98205 19303 / +91 99664764465

www.sgapl.net