

3rd February, 2021

To,

BSE Limited

P J Towers,
Dalal Street,
Mumbai – 400 001

National Stock Exchange of India Limited

Exchange Plaza, 5th Floor, Plot No C/1,
G Block, Bandra-Kurla Complex,
Bandra (East), Mumbai – 400 051

Scrip Code: 532706

Symbol: INOXLEISUR

Dear Sir / Madam,

Sub: Disclosure of Material Event / Information under Regulation 30 of SEBI (Listing Obligations and Disclosure Requirements) Regulations, 2015 – Earnings Presentation.

Pursuant to Regulation 30 of the Securities and Exchange Board of India (Listing Obligations and Disclosure Requirements) Regulations, 2015, a copy of the Earnings Presentation that we propose to make during the Conference Call for analyst and investors scheduled to be held on Thursday, 4th February, 2021 is enclosed and the said Earnings Presentation has also been uploaded on the Company's Website at <https://www.inoxmovies.com/Corporate.aspx?Section=3>

We request you to kindly take the same on record.

Thanking you.

Yours faithfully,

For INOX Leisure Limited



Parthasarathy Iyengar

Company Secretary

Encl.: A/a.







THIS PRESENTATION (PRESENTATION) IS NOT AN OFFER TO SELL ANY SECURITIES OR A SOLICITATION TO BUY ANY SECURITIES OF INOX LEISURE LIMITED (THE “COMPANY”) OR ITS SUBSIDIARY (TOGETHER WITH THE COMPANY, THE “GROUP”). The material that follows is a Presentation of general background information about the Company’s activities as at the date of the Presentation or as otherwise indicated. It is information given in summary form and does not purport to be complete and it cannot be guaranteed that such information is true and accurate. This Presentation has been prepared by and is the sole responsibility of the Company. By accessing this Presentation, you are agreeing to be bound by the trading restrictions. It is for general information purposes only and should not be considered as a recommendation that any investor should subscribe to or purchase the Company’s equity shares or other securities.

This Presentation includes statements that are, or may be deemed to be, “forward-looking statements”. These forward-looking statements can be identified by the use of forward-looking terminology, including the terms “believes”, “estimates”, “anticipates”, “projects”, “expects”, “intends”, “may”, “will”, “seeks” or “should” or, in each case, their negative or other variations or comparable terminology, or by discussions of strategy, plans, aims, objectives, goals, future events or intentions. These forward-looking statements include all matters that are not historical facts. They appear in a number of places throughout this Presentation and include statements regarding the Company’s intentions, beliefs or current expectations concerning, amongst other things, its results or operations, financial condition, liquidity, prospects, growth, strategies and the industry in which the Company operates. By their nature, forward-looking statements involve risks and uncertainties because they relate to events and depend on circumstances that may or may not occur in the future. The factors which may affect the results contemplated by the forward looking statements could include, among others, future changes or developments in (i) the Group’s business, (ii) the Group’s regulatory and competitive environment, and (iii) political, economic, legal and social conditions in India or the jurisdictions in which our Group operates. Forward-looking statements are not guarantees of future performance including those relating to general business plans and strategy of the Company, its future outlook and growth prospects, and future developments in its businesses and its competitive and regulatory environment. No representation, warranty or undertaking, express or implied, is made or assurance given that such statements, views, projections or forecasts, if any, are correct or that the objectives of the Company will be achieved.

There are some important factors that could cause material differences to Company’s actual results. These include (i) our ability to successfully implement our strategy (ii) our growth and expansion plans (iii) changes in regulatory norms applicable to the Company (iv) technological changes (v) investment income (vi) cash flow projections etc. The Company, as such, makes no representation or warranty, express or implied, as to, and does not accept any responsibility or liability with respect to, the fairness, accuracy, completeness or correctness of any information or opinions contained herein. The information contained in this Presentation, unless otherwise specified is only current as of the date of this Presentation. The Company assumes no responsibility to publicly amend, modify or revise any forward-looking statements, on the basis of any subsequent development, information or events, or otherwise. Unless otherwise stated in this Presentation, the information contained herein is based on management information and estimates. The information contained herein is subject to change without notice and past performance is not indicative of future results. The Company may alter, modify or otherwise change in any manner the content of this Presentation without obligation to notify any person of such revision or changes.

This document is just a Presentation and is not intended to be and does not constitute a “prospectus” or “offer document” or a “private placement offer letter” or an “offering memorandum” or an “offer” or a solicitation of any offer to purchase or sell any securities. It is clarified that this Presentation is not intended to be a document offering for subscription or sale of any securities or inviting offers from the Indian public (including any section thereof) or from persons residing in any other jurisdiction including the United States for the subscription to or sale of any securities including the Company’s equity shares. No part of it should form the basis of or be relied upon in connection with any investment decision or any contract or commitment to purchase or subscribe for any securities.

This document has not been and will not be reviewed or approved by a regulatory authority in India or by any stock exchange in India. This document and its contents should not be forwarded or delivered or transmitted or disseminated in any manner to any person other than its intended recipient and should not be reproduced or copied in any manner whatsoever.

- Key Highlights
- Financial Highlights: Q3 & 9M FY21
- Shareholding Structure
- Property Openings
- Screen Outlook FY21
- Movie releases in Q3FY21
- Upcoming movies
- COVID-19 Initiatives And Planning
 - Current Status of INOX Multiplexes
 - Engagement With Landlords
 - Engagement With Distributors & Producers
 - INOX Safety Commitments
 - Cash-flow Planning
- Annexure



SUCCESSFULLY RAISED

₹250 CR
THROUGH QIP

OVER-SUBSCRIBED ~ 3.5 TIMES

BY MARQUEE INVESTORS INCLUDING

ICICI PRUDENTIAL, ABU DHABI INVESTMENT AUTHORITY,
EASTSPRING INVESTMENTS, NIPPON INDIA MUTUAL FUND,
SUNDARAM MUTUAL FUND, DSP MUTUAL FUND & BIRLA MUTUAL FUND

100%
SEATING
CAPACITY ALLOWED

MINISTRY OF INFORMATION & BROADCASTING HAS ISSUED
A CIRCULAR DATED 31ST JAN 2021 THAT ALLOWS
CINEMAS TO OPERATE AT 100% CAPACITY

STRONG
LIQUIDITY
POSITION

MAKES INOX THE STRONGEST
NATIONAL CHAIN TO EMERGE
OUT OF THE PANDEMIC



ADDED 15 NEW SCREENS INOX

INOX INSIGNIA ARDEE MALL, GURUGRAM	4 SCREENS
INOX SAPPHIRE MALL, GURUGRAM	4 SCREENS
INOX RELIANCE MALL, SALEM	3 SCREENS
INOX INSIGNIA R MALL, MUMBAI	4 SCREENS


*Opened in Jan 2021

BEGINNING OF A
**BLOCK
BUSTER**
INNINGS AHEAD!

VIJAY STARRER **MASTER** COLLECTS

₹ **250+ CRORE**
WORLDWIDE!

MASTER



RESULT HIGHLIGHTS

COVID-19
IMPACTED PERFORMANCE

	REVENUE	EBITDA*	PAT*
Q3 FY21	₹21 _{cr}	₹-79 _{cr}	₹-83 _{cr}
Q3 FY20	₹518 _{cr}	₹108 _{cr}	₹51 _{cr}

*Excludes Impact of IND AS 116

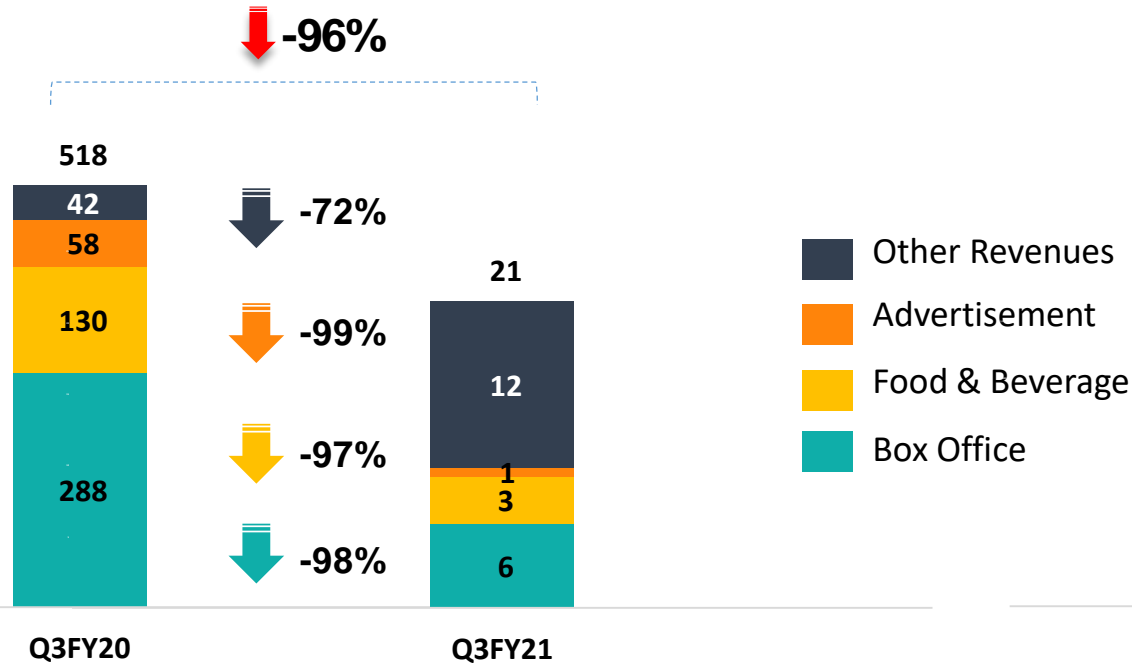
RESULT HIGHLIGHTS

COVID-19
IMPACTED PERFORMANCE

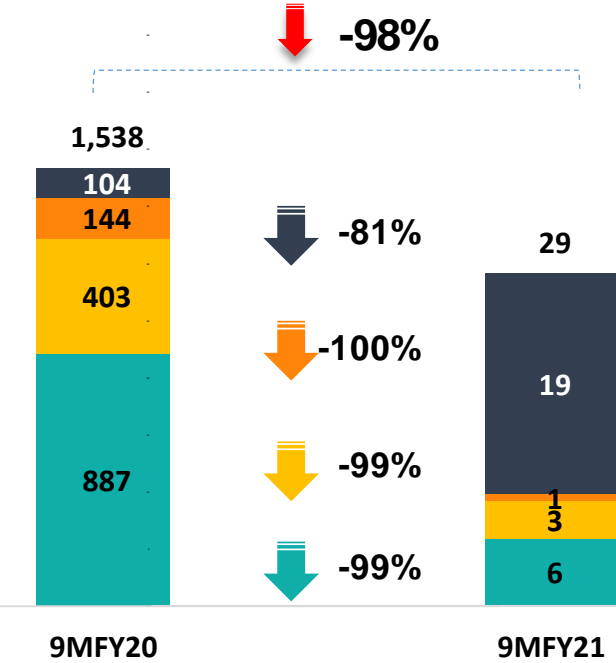
	REVENUE	EBITDA*	PAT*
9M FY21	₹29 _{cr}	₹-144 _{cr}	₹-183 _{cr}
9M FY20	₹1,538 _{cr}	₹308 _{cr}	₹144 _{cr}

*Excludes Impact of IND AS 116

Quarterly YoY Comparison in ₹ Cr



9 Months YoY Comparison in ₹ Cr



Note: For visibility of bars, above charts are prepared independently on different scales.

COVID-19 Impacted Revenues in Q3/9M FY21

%Share	Q3FY20	Q3FY21	9MFY20	9MFY21
Box Office	55.7%	27.6%	57.6%	20.3%
Food & Beverage	25.0%	15.2%	26.2%	11.2%
Advertisement	11.1%	2.9%	9.4%	2.1%
Other Revenues	8.1%	54.4%	6.8%	66.3%
Total Revenues	100%	100%	100%	100%

Due to rounding-off, figures presented in the charts and table may not add up precisely to the totals provided.

KEY OPERATIONAL METRICS ANALYSIS

COVID-19
IMPACTED PERFORMANCE

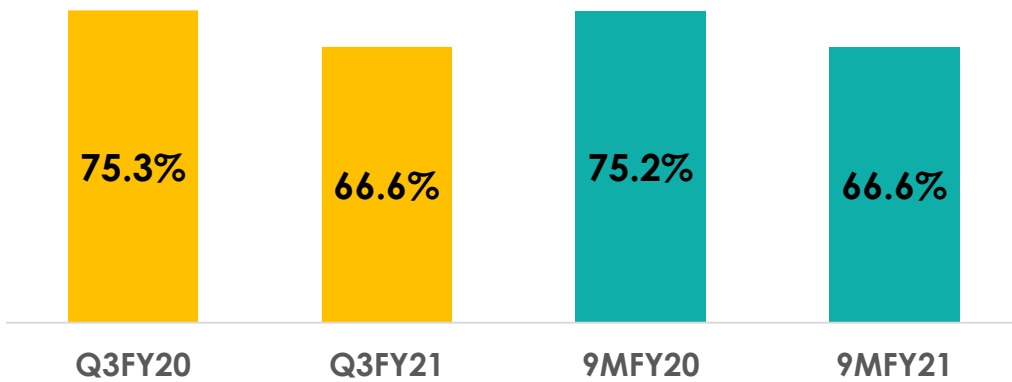
	FOOTFALLS	OCCUPANCY%	ATP	SPH
Q3 FY21	5 Lakhs	3%	₹153	₹73
Q3 FY20	169 Lakhs	27%	₹204	₹81

KEY OPERATIONAL METRICS ANALYSIS

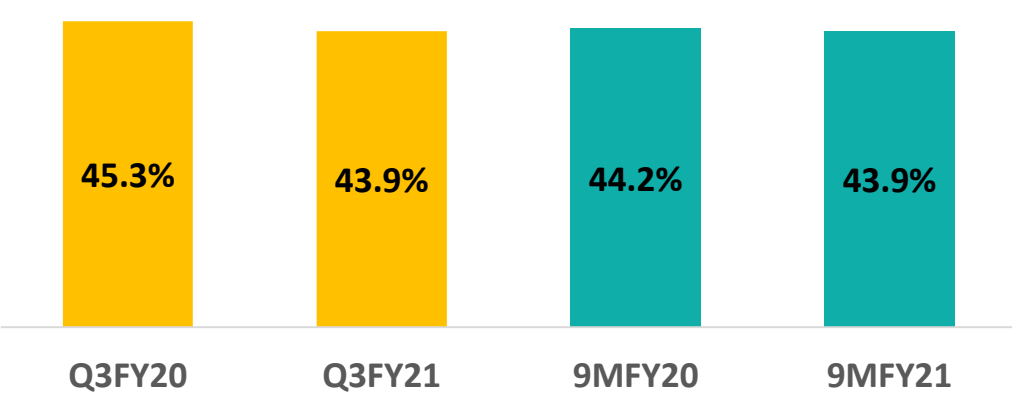
COVID-19
IMPACTED PERFORMANCE

	FOOTFALLS	OCCUPANCY%	ATP	SPH
9M FY21	5 Lakhs	3%	₹153	₹73
9M FY20	532 Lakhs	29%	₹199	₹80

FOOD & BEVERAGE CONTRIBUTION %



FILM DISTRIBUTOR SHARE ON NBOC %



Note: In Q3/9M FY21, F&B margin is affected due to low off-take and higher wastages



IND AS 116 IMPACT ON PROFIT & LOSS

Q3 & 9M FY21



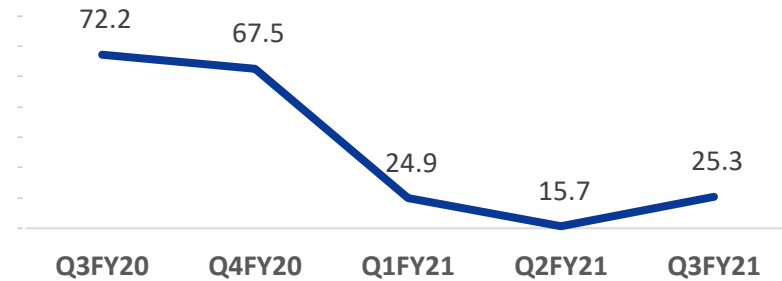
In ₹ Cr

Particulars	Q3FY21			Q2FY21	Q3FY20	9MFY21			9MFY20
	Reported	Ind AS 116 Impact	Without Ind AS 116	Without Ind AS 116	Without Ind AS 116	Reported	Ind AS 116 Impact	Without Ind AS 116	Without Ind AS 116
Total Revenue	21		21	5	518	29		29	1,538
Exhibition Cost	3		3	-	134	3		3	403
Food & Beverages Cost	1		1	-	32	1		1	100
Employee Benefits Expense	21		21	15	37	61		61	109
Property Rent & CAM	25	21	46	-	97	30	26	56	286
Rent concessions (Note 1)	-54	54	-	-	-	-196	196	-	-
Power & Fuel, R&M	13		13	5	39	22		22	124
Other Expenses	16		16	14	71	31		31	209
Total Expenses	25	75	101	34	409	-48	221	173	1,231
EBITDA	-4	-75	-79	-30	108	77	-221	-144	308
Depreciation & Amortisation	71	-43	28	28	27	213	-128	85	80
EBIT	-75	-33	-107	-58	81	-136	-93	-229	228
Finance Cost	62	-58	4	5	2	189	-175	14	7
PBT	-137	26	-111	-64	79	-325	82	-243	220
Current tax	-		-	-	25	-		-	73
Deferred tax	-34	6	-28	-16	3	-81	21	-61	5
Taxation pertaining to earlier years			-	-0.1	0.0	-0.1		-0.1	-0.4
PAT	-103	19	-83	-48	51	-244	61	-183	144
Basic Earnings Per Share (EPS)	-9.62	1.75	-7.87	-4.73	5.20	-23.85	5.99	17.86	14.61

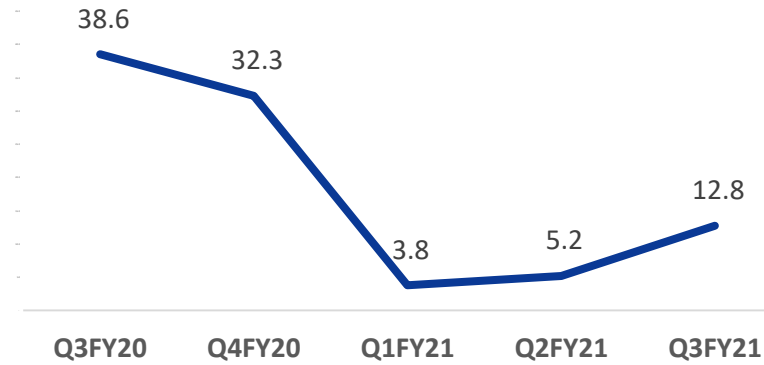
Note : 1) The Company has recognised rent concessions aggregating to ₹ 54cr and ₹ 196cr for the quarter/nine months ended 31st December 2020 respectively. The Company has applied the practical expedient to all COVID-19 related rent concessions that meet the conditions in paragraph 46B of the Ind AS 116: Leases, as amended by the Companies (Indian Accounting Standards) Amendment Rules, 2020 and elected not to assess whether such rent concession is a lease modification. In accordance with principles of fair presentation, the amount of rent concessions has been disclosed as a separate line item.

Due to rounding-off, figures presented in the table may not add up precisely to the totals provided.

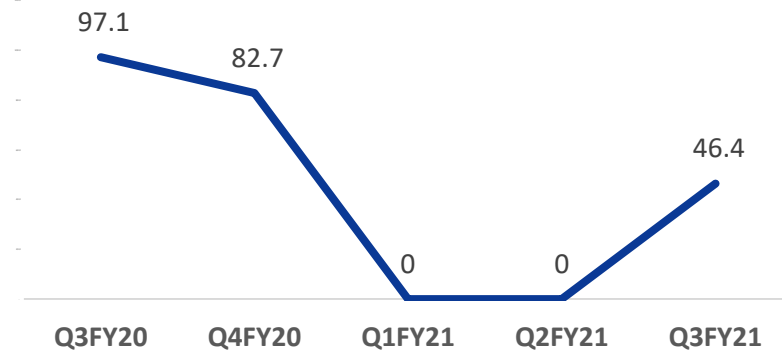
Employee Benefit Expense (Incl. Agency Manpower) (₹ Cr)



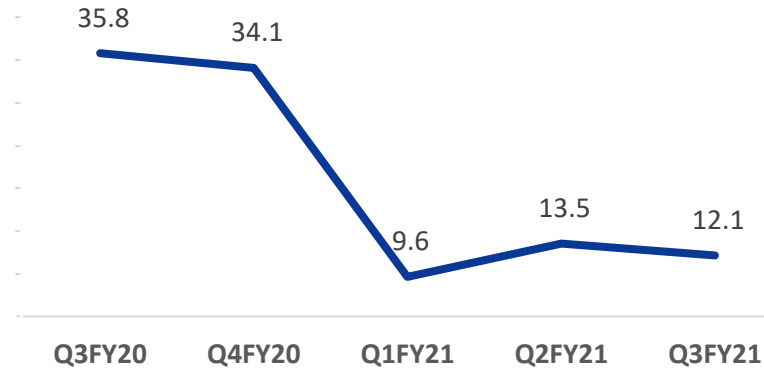
Power & Fuel, R&M (₹ Cr)



*Rent & CAM (₹ Cr)



Other Overheads (₹ Cr)

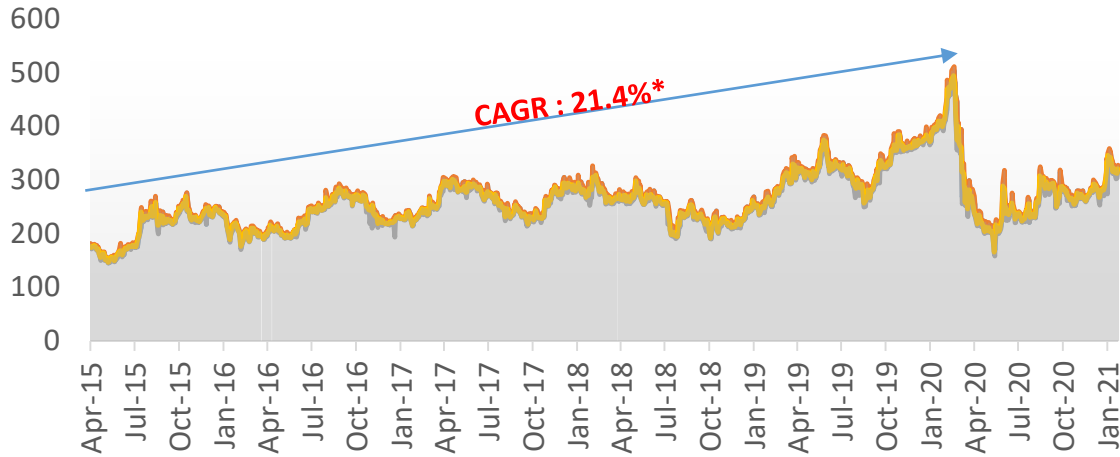


*During FY 2019-20, 'IND AS 116: Leases' has replaced the earlier lease standard 'Ind AS17: Leases', thereby having significant impact on the financial statements from F.Y. 2019-20 onwards, particularly recognition of Right of Use assets and Lease liability. Since it has no business impact the above Rent & CAM excludes impact of INDAS 116 in all the quarters.

Note: In this slide, Agency manpower has been regrouped from Other overheads into Employee benefit Expense

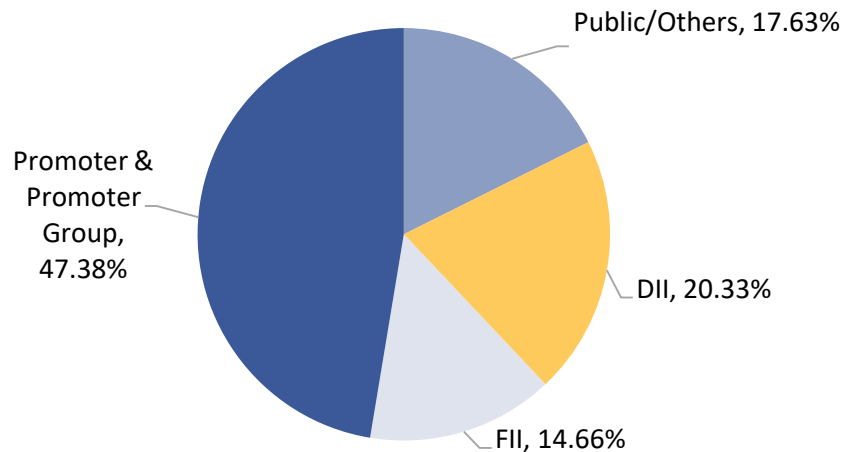
Absolute CONTROL ON COSTS DURING PANDEMIC

Share Price Performance



Source: BSE, * Calculated from April 1, 2015 to February 24, 2020 on daily basis

% Shareholding as on 29th Jan 2021



Source: BSE

Market Data

As on 29-Jan-21

No. of Shares Outstanding (Cr)	11.3
Face Value (₹)	10.0
Price (₹)	320.3
52 week High/Low (₹)	510.80/158.20
Market Capitalisation (₹ Cr)	3,609

Source: BSE

Key Institutional Investors – 29-Jan-2021

%

ICICI Prudential MF	8.48%
BNP Paribas	4.29%
Kuwait Investment Authority Fund	3.09%
HDFC MF	2.86%
DSP MF	2.67%
Abu Dhabi Investment Authority	2.54%
Taiyo Greater India Fund	1.46%
Nippon MF	1.45%
Sundaram MF	1.44%
Aditya Birla Sunlife	1.38%

Source: Company

NEW INOX CINEMA OPENINGS:


Q3 & 9M FY21



INOX
INSIGNIA
ARDEE MALL, SEC 52, GURUGRAM
OPENED ON 13 JAN 2021
4 SCREENS
120 SEATS



INOX
INSIGNIA
R MALL THANE, MUMBAI
OPENED ON 26 JAN 2021
4 SCREENS
240 SEATS



INOX RELIANCE MALL, SALEM
OPENED ON 13TH JAN 2021
3 SCREENS | 801 SEATS




INOX SAPPHIRE MALL, GURUGRAM
OPENED ON 13TH JAN 2021
4 SCREENS | 752 SEATS

FY21 Pipeline				
Opened till date	Properties	Screens	Seats	
Gurugram Ardee Mall	1	4	120	All Insignia Screens
Gurugram Sapphire Mall	1	4	752	
Salem Reliance Mall	1	3	801	
Mumbai R Mall	1	4	240	All Insignia Screens
Opened till date	4	15	1,913	
To be opened	Properties	Screens	Seats	% Complete
Kolkata	1	2	342	95
Bhilwara	1	3	670	85
Tumkur	1	5	1,061	85
Guwahati	1	4	158	85
To be opened	4	14	2,231	86
Overall Total	8	29	4,144	

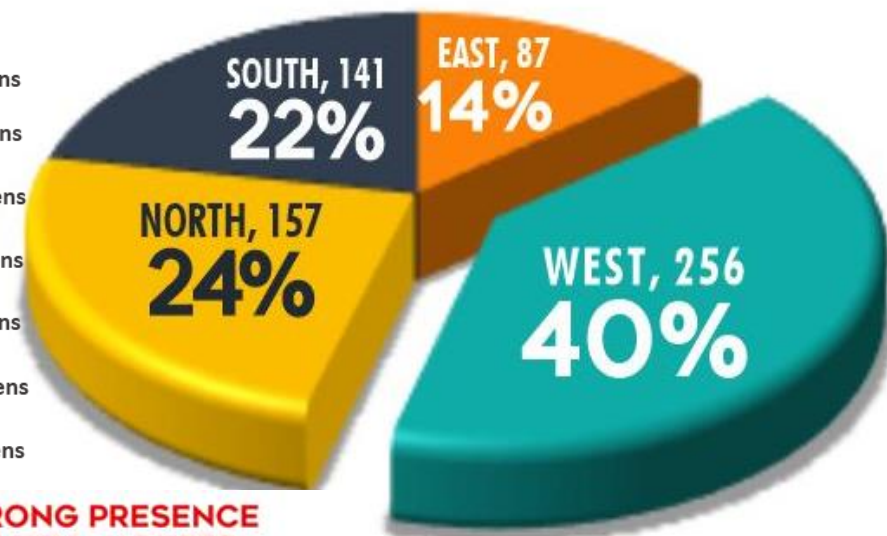
Further, 12 screens are at an advance stage of completion, however these may open in Q4FY21/ Q1FY22.

	Properties	Screens	Seats
Upto Jan'21	151	641	146,320
FY21 Expected Openings	4	14	2,231
At the End of FY21	155	655	148,551
Additions Post FY21	143	990	184,195
Leading to	298	1,645	332,746





INOX SCREENS ZONE WISE



**STRONG PRESENCE
IN KEY MARKETS,
WITH DOMINATION IN
WEST ZONE**

*Includes 8 Management Properties with 29 screens and 7355 seats



DRACULA SIR
[BENGALI]
21st Oct 2020
CAST
Anirban Bhattacharya,
Bidipta Chakraborty,
Mimi Chakraborty
DIRECTOR
Debaloy Bhattacharya



Suraj Pe Mangal Bhari
13th Nov 2020
CAST
Manoj Bajpayee,
Diljit Dosanjh,
Fatima Sana Shaikh
DIRECTOR
Abhishek Sharma



BISKOTH
[TAMIL]
14th Nov 2020
CAST
Anandraj,
K. Bujji Babu,
Krithika Bala
DIRECTOR
R. Kannan



IRANDAM KUTHTHU
[TAMIL]
14th Nov 2020
CAST
Santhosh P.
Jayakumar,
Daniel Annie Pope,
Karishma Kaul
DIRECTOR
Santhosh P. Jayakumar



Tenet
4th Dec 2020
CAST
John David
Washington,
Robert Pattinson,
Elizabeth Debicki
DIRECTOR
Christopher Nolan



INDOO KI JAWANI
11th Dec 2020
CAST
Kiara Advani,
Aditya Seal,
Rakesh Bedi
DIRECTOR
Abir Sengupta



Wonder Woman 1984
25th Dec 2020
CAST
Gal Gadot,
Chris Pine,
Kristen Wiig
DIRECTOR
Patty Jenkins



SOLO BRATHUKE SO BETTER [TELGU]
25th Dec 2020
CAST
Ajay,
Vennela Kishore,
Kalyani N.
DIRECTOR
Subbu

Upcoming Bollywood Movie Line Up

Q3 & 9M FY21



Sr.No.	Movie Name	Cast	Director
1	SOORYAVANSHI	Akshay Kumar, Katrina Kaif, Anupam Kher	Rohit Shetty
2	83	Ranveer Singh, Deepika Padukone	Kabir Khan
3	PRITHVIRAJ	Akshay Kumar, Manushi Chhillar	Chandraprakash Dwivedi
4	ATRANGI RE	Akshay Kumar, Dhanush, Sara Ali	Aanand L. Rai
5	LAL SINGH CHADDHA	Aamir Khan, Kareena Kapoor	Advait Chandan
6	RADHE	Salman Khan, Disha Patani	Prabhu Deva
7	PATHAN	Shah Rukh Khan, John Abraham	Siddharth Anand
8	JERSEY	Shahid Kapoor, Mrunal Thakur, Pankaj Kapur	Gowtam Tinnanuri
9	MAIDAAN	Ajay Devgn, Priyamani	Amit Sharma
10	BELL BOTTOM	Akshay Kumar, Vaani Kapoor	Ranjit M Tewari
11	JAYESHBHAI JORDAAR	Ranveer Singh, Shalini Pandey	Divyang Thakkar
12	BRAHMASTRA	Ranbir Kapoor, Alia Bhatt, Amitabh Bachchan	Ayan Mukerji
13	SATYAMEVA JAYATE 2	John Abraham, Divya Khosla Kumar	Milap Zaveri
14	BHOOL BHULAIYAA 2	Kartik Aaryan, Kiara Advani, Tabu	Anees Bazmee
15	BADHAAI DO	Rajkummar Rao, Bhumi Pednekar	Amit Sharma
16	ANTIM: THE FINAL TRUTH	Salman Khan, Jisshu Sengupta, Aayush Sharma	Mahesh Manjrekar
17	SARDAR UDHAM SINGH	Vicky Kaushal	Shoojit Sircar
18	GANAPATH	Tiger Shroff	Vikas Bahl
19	HERO PANTI 2	Tiger Shroff	Ahmed Khan
20	TOOFAN	Farhan Akhtar	Rakesh Om Prakash Sharma
21	GANGUBAI KATHIAWADI	Alia Bhatt	Sanjay Leela Bansali
22	BACHCHAN PANDEY	Akshay Kumar, Kriti Sanon	Farhad Samji
23	BUNTY AUR BABLI 2	Rani Mukerji, Saif Ali Khan, Siddhant Chaturvedi, Sharvari Wagh	Varun V Sharma
24	SHAMSHERA	Ranbeer Kapoor, Sanjay Dutt, Vaani Kapoor	Karan Malhotra
25	MAYDAY	Ajay Devgan, Amitabh Bachchan	Ajay Devgan
26	RAKSHA BANDHAN	Akshay Kumar	Anand L Rai

Upcoming Hollywood Movie Line Up

Q3 & 9M FY21



Sr.No.	Movie Name	Cast	Director
1	NO TIME TO DIE	Daniel Craig, Ana de Armas, Rami Malek	Cary Joji Fukunaga
2	PETER RABBIT 2	James Corden, Elizabeth Debicki, Lennie James	Will Gluck
3	F9	Vin Diesel, Michelle Rodriguez, Charlize Theron	Justin Lin
4	A QUIET PLACE II	Emily Blunt, Millicent Simmonds, Cillian Murphy	John Krasinski
5	BLACK WIDOW	Scarlett Johansson, Florence Pugh, David Harbour	Cate Shortland
6	GODZILLA VS KONG	Millie Bobby Brown, Alexander Skarsgård, Eiza González	Adam Wingard
7	FREE GUY	Taika Waititi, Ryan Reynolds, Jodie Come	Shawn Levy
8	TOP GUN : MAVERICK	Tom Cruise, Jennifer Connelly, Miles Teller	Joseph Kosinski
9	MORTAL KOMBAT	Jessica McNamee, Hiroyuki Sanada, Joe Taslim	Simon McQuoid
10	THE CONJURING : THE DEVIL MADE ME DO IT	Vera Farmiga, Patrick Wilson, Julian Hilliard	Michael Chaves
11	GHOSTBUSTERS AFTER LIFE	Finn Wolfhard, Mckenna Grace, Carrie Coon	Jason Reitman
12	MISSION IMPOSSIBLE 7	Rebecca Ferguson, Tom Cruise, Hayley Atwell	Christopher Mcquarrie
13	VENOM: LET THERE BE CARNAGE	Tom Hardy, Michelle Williams, Woody Harrelson	Andy Serkis
14	CRUELLA	Emma Stone, Paul Walter Hauser, Emma Thompson	Craig Gillespie
15	MINIONS: THE RISE OF GRU	Julie Andrews, Steve Carell, Lucy Lawless	Kyle Balda, Brad Ableson
16	JUNGLE CRUISE	Emily Blunt, Dwayne Johnson, Jesse Plemons	Jaume Collet-Serra
17	THE SUICIDE SQUAD 2	Margot Robbie, Taika Waititi, Alice Braga	James Gunn
18	DEATH ON THE NILE	Gal Gadot, Emma Mackey, Kenneth Branagh	Kenneth Branagh
19	THE BOSS BABY : FAMILY BUSINESS	Alec Baldwin, John Flanagan, James McGrath	Tom McGrath
20	THE KING'S MAN	Matthew Goode, Gemma Arterton, Aaron Taylor-Johnson	Matthew Vaughn
21	BLACK ADAM	Dwayne Johnson, Sarah Shahi, Aldis Hodge	Jaume Collet-Serra
22	DOCTOR STRANGE IN THE MULTIVERSE OF MADNESS	Elizabeth Olsen, Rachel McAdams, Benedict Cumberbatch	Sam Raimi
23	DUNE	Zendaya, Rebecca Ferguson, Timothée Chalamet	Denis Villeneuve

Based on various public sources

Sr.No.	Movie Name	Cast	Director
1	DOCTOR [TAMIL]	Sivakarhikeyan, Priyanka Arul Mohan,	Nelson Dilipkumar
2	COBRA [TAMIL]	Vikram, Srinidhi Shetty, Irfan Pathan	R. Ajay Gnanamuthu
3	JAGAME THANTHIRAM [TAMIL]	James Cosmo, Dhanush, Decca Heggie	Karthik Subbaraj
4	ANNAATTHE [TAMIL]	Rajinikanth, Prakash Raj	Siva
5	VALIMAI [TAMIL]	Ajith Kumar Huma Qureshi	H. Vinoth
6	RRR [TELUGU/TAMIL/HINDI]	N.T. Rama Rao Jr., Ram Charan, Ajay Devgn	S.S. Rajamouli
7	K.G.F: CHAPTER 2 [KANNADA/TELEGU/TAMIL/HINDI]	Yash, Sanjay Dutt, Srinidhi Shetty	Prashanth Neel
8	RADHE SHYAM [TELUGU]	Prabhas, Pooja Hegde, Kunaal Roy Kapur	K.K. Radhakrishna Kumar
9	PUSHPA [TELUGU]	Allu Arjun, Vijay Sethupathi, Rashmika Mandanna	Sukumar
10	VAKEELSAAB [TELUGU]	Prakash Raj, Nivetha Thomas, Pawan Kalyan	Venu Sriram
11	ACHARYA [TELUGU]	Ram Charan, Kajal Aggarwal, Chiranjeevi	Koratala Siva
12	SARKARU VARI PATTU [TELUGU]	Mahesh Babu, Keerthy Suresh	Parasuram
13	POGARU [KANNADA]	Dhruva Sarja, Rashmika Mandanna	Nanda Kishore
14	ROBERTT [KANNADA]	Jagapathi Babu, Darshan Thoogudeep, Asha Bhat	Tarun Sudhir
15	KOTIIGOBBA 3 [KANNADA]	Madonna Sebastian, Kicha Sudeep, Shraddha Das	Shiva Karthik
16	MARAKKAR [MALAYALAM]	Mohanlal, Sunil Shetty, Arjun Sarja	Priyadarshan
17	DRISHYAM 2 [MALAYALAM]	Mohanlal, Meena	Jeethu Joseph
18	THE PRIEST [MALAYALAM]	Mammy	Jofin T. Chacko
19	KARNAN [TAMIL]	Dhanush, Rajisha Vijayan, Yogibabu	Mari Selvaraj

Based on various public sources





CINEMAS TO OPERATE AT 100% CAPACITY
RECEIVED NOTIFICATION FROM STATE GOVERNMENTS

CINEMAS OPERATING AT 50% CAPACITY
AWAITING NOTIFICATION FROM STATE GOVERNMENTS TO OPERATE AT 100% CAPACITY

CINEMAS YET TO OPEN
AWAITING NOTIFICATION FROM STATE GOVERNMENTS

56 Properties
239 Screens

94 Properties
398 Screens

1 Property
4 Screens

* Rajasthan shall open with 50% capacity from 8th Feb'21

- Closed negotiations with zero Rental with most of our landlords, and CAM charges are negotiated at negligible levels for the lock-down period.
- We have negotiated revenue sharing /discounted Rent & CAM post opening up to 31st Mar'21
- Negotiations are pending with few landlords.



- There has been regular engagement with production houses and distributors for release of movies in our theatres post lockdown
- Such engagement has increased confidence amongst Producers and Distributors to release their movies. As a result, the announcements of film releases have started.



#SAFETYFIRST



FREQUENT DEEP-CLEANING & DISINFECTION OF ALL CUSTOMER TOUCHPOINTS!



BOX OFFICE



ENTRY



LOBBY



AUDI



F&B STANDS



RESTROOMS



EXITS

INOX SAFETY COMMITMENTS



Masks mandatory, PPE kits available for purchase

Temperature check mandatory, only asymptomatic individuals allowed



Digital payments encouraged

Only E-tickets will be issued, Contactless QR-based entry



Floor markers for physical distancing

Provision for hand wash and sanitizers



Adjacent seats will be left vacant, not exceeding 50% occupancy in audi
[Only in States wherein 50% capacity cap is applicable]

6-feet distance to be maintained in the premises outside auditoria



Use of Aarogya Setu app encouraged

Auditoriums are disinfected and sanitized after every show



Designated bins for disposing used masks, gloves, etc.

20% enhancement of fresh air



INOX
LIVE the MOVIE



OFFICIAL SPONSOR OF THE INDIAN OLYMPIC TEAM



CAPEX

- There further 14 screens to open in this financial year, where-in, on an average 86% of the work has been completed.
- We would require an additional capex of ₹ 8cr to ₹ 10cr to complete these screens.
- We have gradually started our capex cycle in selected pockets. However, 100% cycle would resume when we attain complete normalcy in operations.

FUND PLANNING

- The liquidity position is very strong.
 - As on 31st Jan 2021, we have liquidity of more than ₹ 230cr (including undrawn limits of ₹93 cr)
 - INOX has successfully raised ₹250 cr through QIP in November 2020, a portion of this has been utilised for paying off Debt and towards operating expenses.
 - Currently, our average monthly cash burn is ₹25 cr to ₹30 cr .
 - INOX owns 6 cinema properties and a head office. As per current market valuation, if required, we can raise ₹350 cr by doing a 'sale-lease back' of these properties

DEBT TO EQUITY

- As on 31st Jan'21, INOX is 'Net Debt Free'.
- As on 31st Jan'21, our 'Gross Debt' is ₹115 cr.



ANNEXURE

THE
Entertainment
DESTINATION OF INDIA

Includes Ind AS 116

In ₹ Cr

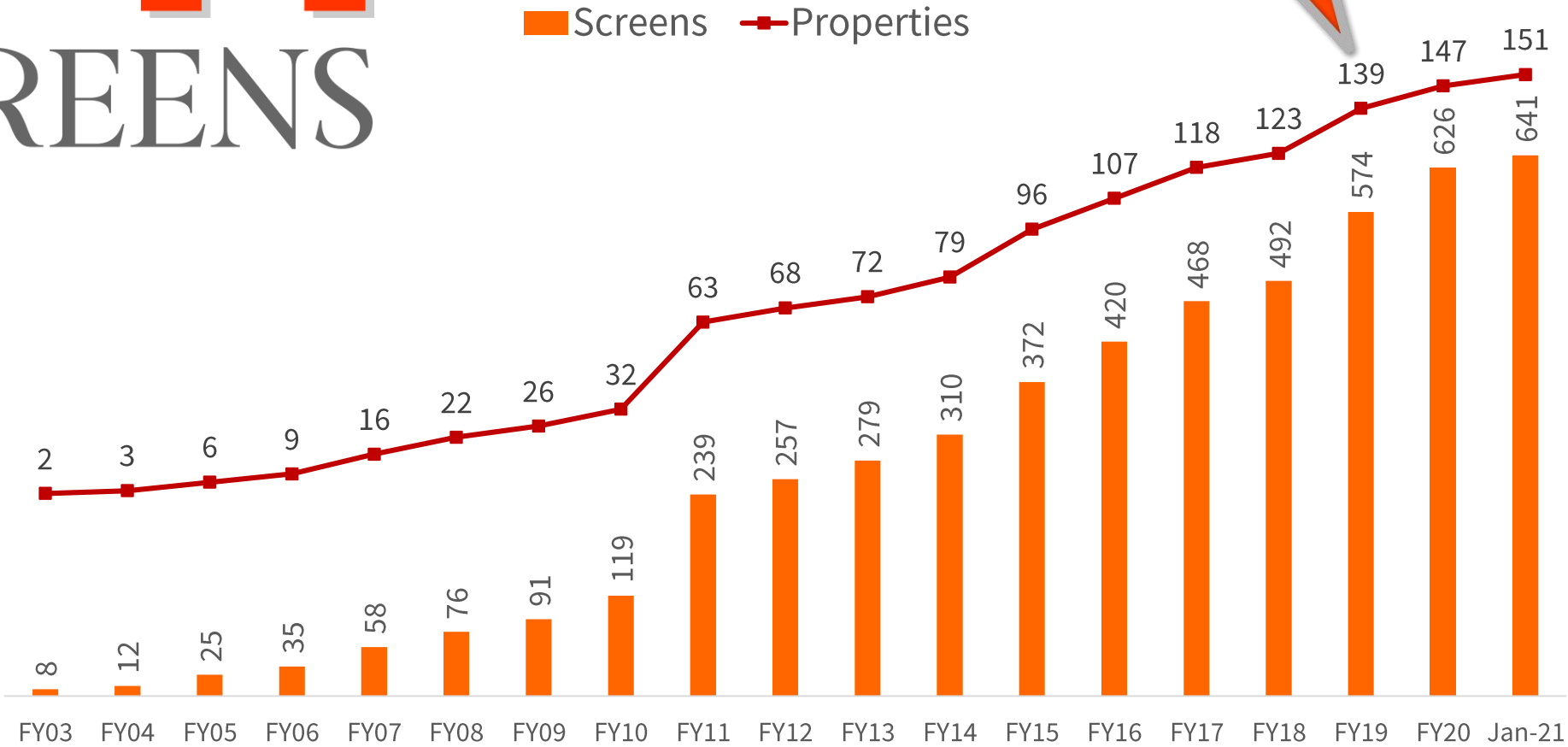
Particulars	Q3FY21	Q3FY20	YoY %	Q2FY21	QoQ %	9MFY21	9MFY20	YoY %
Total Revenue	21	518	-95.8%	5	360.4%	29	1,538	-98.1%
Exhibition Cost	3	134	-97.8%	-	-	3	403	-99.3%
Food & Beverages Cost	1	32	-96.6%	-	-	1	100	-98.9%
Employee Benefits Expense	21	37	-42.5%	15	39.3%	61	109	-44.4%
Property Rent & CAM	25	32	-20.6%	-	-	30	94	-68.2%
Rent concessions (Note 1)	(54)	-	-	(72)	-25.2%	(196)	-	-
Power & Fuel, R&M	13	39	-66.9%	5	146.2%	22	124	-82.5%
Other Expenses	16	71	-77.1%	12	38.6%	31	209	-85.0%
Total Expenses	25	344	-92.6%	(40)	-163.0%	(48)	1,039	-104.6%
EBITDA	(4)	174	-102.2%	45	-108.5%	77	499	-84.5%
Depreciation & Amortisation	71	65	9.4%	71	-0.7%	213	190	12.1%
Finance Cost	62	55	13.3%	64	-3.2%	189	160	18.5%
PBT	(137)	54	-352.3%	(91)	50.9%	(325)	149	-318.1%
Current tax	-	25	-100.0%	-	-	-	73	-100.0%
Deferred tax	(34)	(5)	523.6%	(23)	50.8%	(81)	(20)	299.6%
Impact of deferred tax asset remeasurement on account of change in tax rate	-	-	-	-	-	-	-	-
Taxation pertaining to earlier years	-	-	-	(0.1)	-100.0%	(0.1)	(0.4)	-83.0%
PAT	(103)	35	-392.8%	(68)	51.1%	(244)	97	-351.1%
Basic Earnings Per Share (EPS)	(9.62)	3.56	-370.2%	(6.74)	42.7%	(23.85)	9.89	-341.1%

Note : 1) The Company has recognised rent concessions aggregating to ₹ 54cr and ₹ 196cr for the quarter/nine months ended 31st December 2020 respectively. The Company has applied the practical expedient to all COVID-19 related rent concessions that meet the conditions in paragraph 46B of the Ind AS 116: Leases, as amended by the Companies (Indian Accounting Standards) Amendment Rules, 2020 and elected not to assess whether such rent concession is a lease modification. In accordance with principles of fair presentation, the amount of rent concessions has been disclosed as a separate line item.

Due to rounding-off, figures presented in the above table may not add up precisely to the totals provided and percentages may not precisely reflect the rounded-off figures.

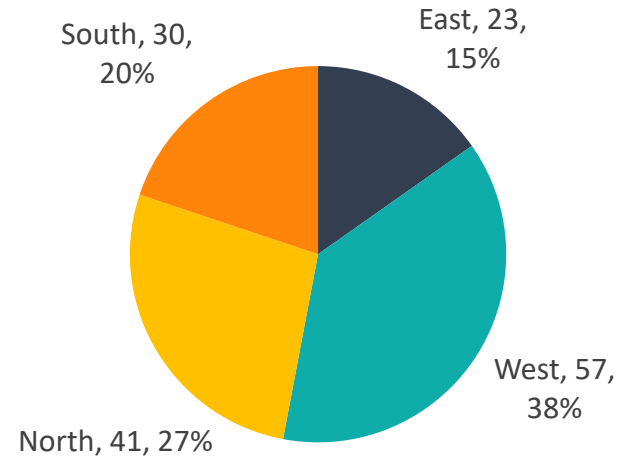
641
SCREENS

HIGHEST EVER OPENING
SINCE THE INCEPTION OF INOX
85 NEW
SCREENS
ADDED
IN FY19

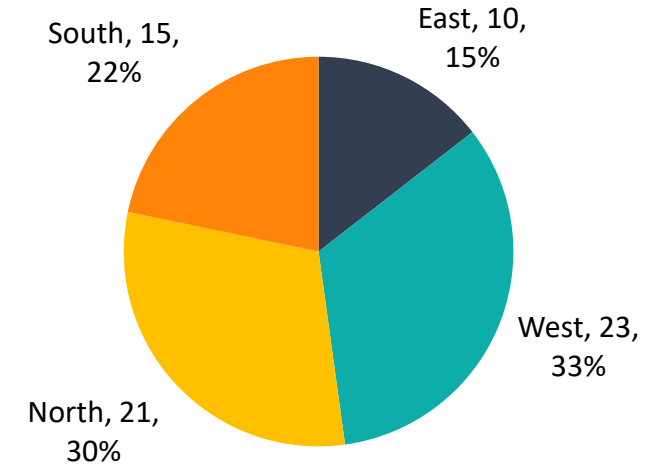


- Well Diversified Distribution of Multiplexes across India
- Access to Wide Variety of Regional Content
- Lower Dependency on Hindi and English Content

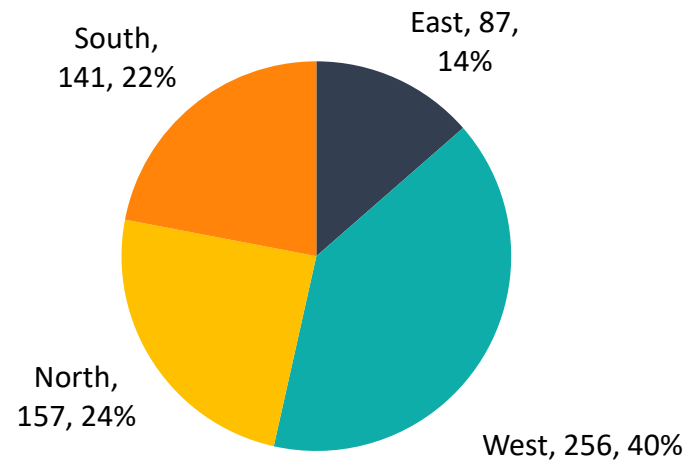
151 Properties *



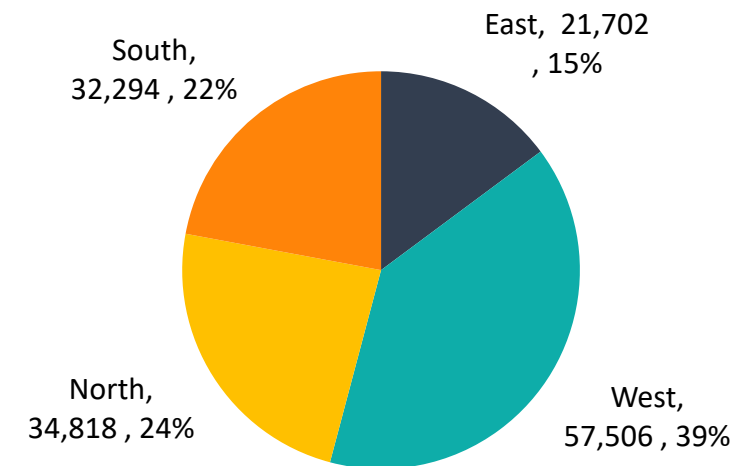
69 Cities



641 Screens



146,320 Seats



*Includes 8 management properties with 29 screens and 7,355 seats

INOX



THANK YOU

Balesh Talapady
AVP – Investor Relations & Business Analysis
022- 4062 6927 | Balesh.Talapady@inoxmovies.com