



July 19, 2021

To,

The Compliance Department, BSE Limited , P. J. Towers, Dalal Street, Fort, Mumbai – 400 001 Scrip Code – 522295	The Compliance Department, National Stock Exchange of India Limited , Exchange Plaza, C-1, Block G, Bandra Kurla Complex, Bandra (E), Mumbai – 400 051 Symbol - CONTROLPR
---	---

Sub: Presentation on Investor Meeting

Ref: Disclosure under Regulation 30 read with para A of part A of Schedule III of SEBI (Listing Obligations and Disclosure Requirement, Regulation, 2015

Please find enclosed herewith the Investor Presentation for the Conference Call with the Investors / Shareholders of Control Print Limited (the Company) fixed through Asian Markets Securities Private Limited (AMSEC) on **Tuesday, July 20, 2021 at 4.00 P.M.** on **Q1FY22** of the Company.

Further, the said presentation will be made available on Company's website at www.controlprint.com

This is for your information and record.

Yours sincerely,

For **Control Print Limited**

Reena Shah

Company Secretary & Compliance Officer



Control Print Limited, C-106, Hind Saurashtra Industrial Estate, Andheri-Kurla Road, Marol Naka, Andheri (East), Mumbai 400059, India
t. +91 22 28599065 / 66938900 | f. +91 2228528272 | e. ho@controlprint.com | w. www.controlprint.com

CIN. L22219MH1991PLC059800

**MUMBAI (Regd. Office). AHMEDABAD. BENGALURU. CHANDIGARH. CHENNAI. COLOMBO. DELHI. GUWAHATI
HYDERABAD. JAMSHEDPUR. KOLKATA. NALAGARH. PUNE. VASAI**

INVESTOR PRESENTATION

Q1 FY2022



Refer to disclaimer



This document has been prepared for information purposes only and is not an offer or invitation or recommendation to buy or sell any securities of Control Print Limited ("CPL", "Company"), nor shall part, or all, of this document form the basis of, or be relied on in connection with, any contract or investment decision in relation to any securities of the Company.

This document is strictly confidential and may not be copied, published, distributed or transmitted to any person, in whole or in part, by any medium or in any form for any purpose. The information in this document is being provided by the Company and is subject to change without notice. The Company relies on information obtained from sources believed to be reliable but does not guarantee its accuracy or completeness.

This document contains statements about future events and expectations that are forward-looking statements. These statements typically contain words such as "expects" and "anticipates" and words of similar import. Any statement in this document that is not a statement of historical fact is a forward looking statement that involves known and unknown risks, uncertainties and other factors which may cause our actual results, performance or achievements to be materially different from any future results, performance or achievements expressed or implied by such forward-looking statements. None of the future projections, expectations, estimates or prospects in this document should be taken as forecasts or promises nor should they be taken as implying any indication, assurance or guarantee that the assumptions on which such future projections, expectations, estimates or prospects have been prepared are correct or exhaustive or, in the case of the assumptions, fully stated in the document. The Company assumes no obligations to update the forward-looking statements contained herein to reflect actual results, changes in assumptions or changes in factors affecting these statements.

You acknowledge that you will be solely responsible for your own assessment of the market and the market position of the Company and that you will conduct your own analysis and be solely responsible for forming your own view of the potential future performance of the business of the Company.

1 Company Overview

2 Key notes

3 Quarterly Performance Highlights

4 Annual Performance Highlights

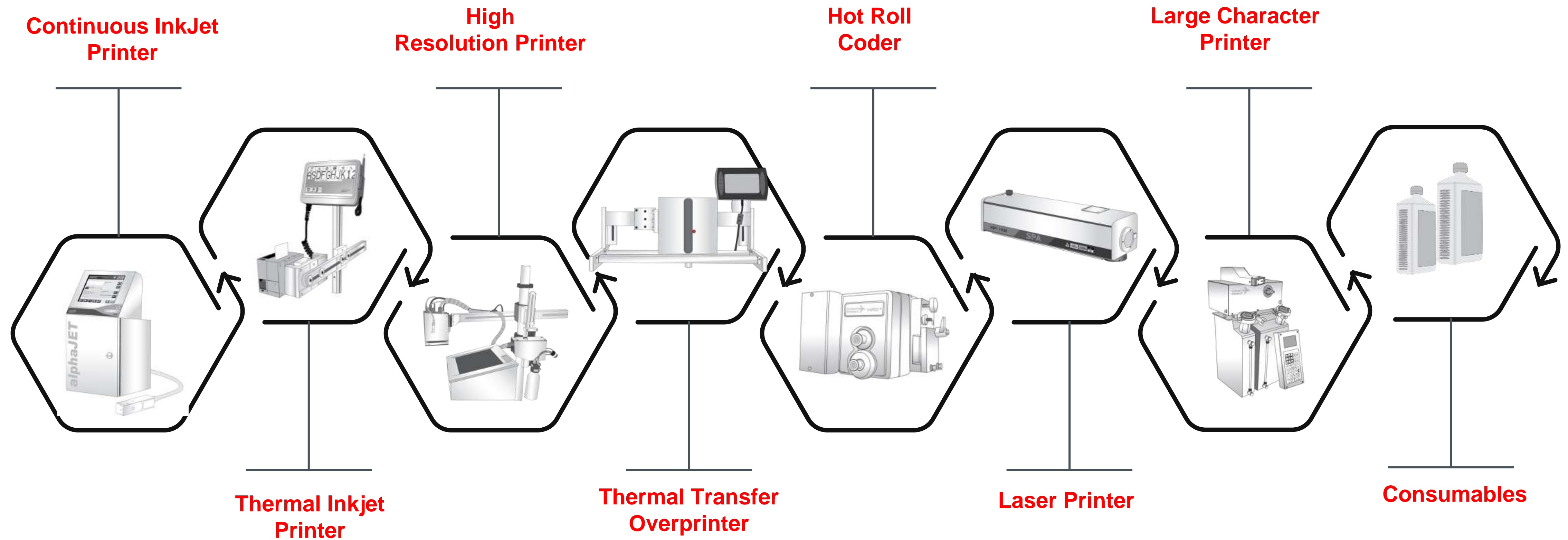
5 Way Forward

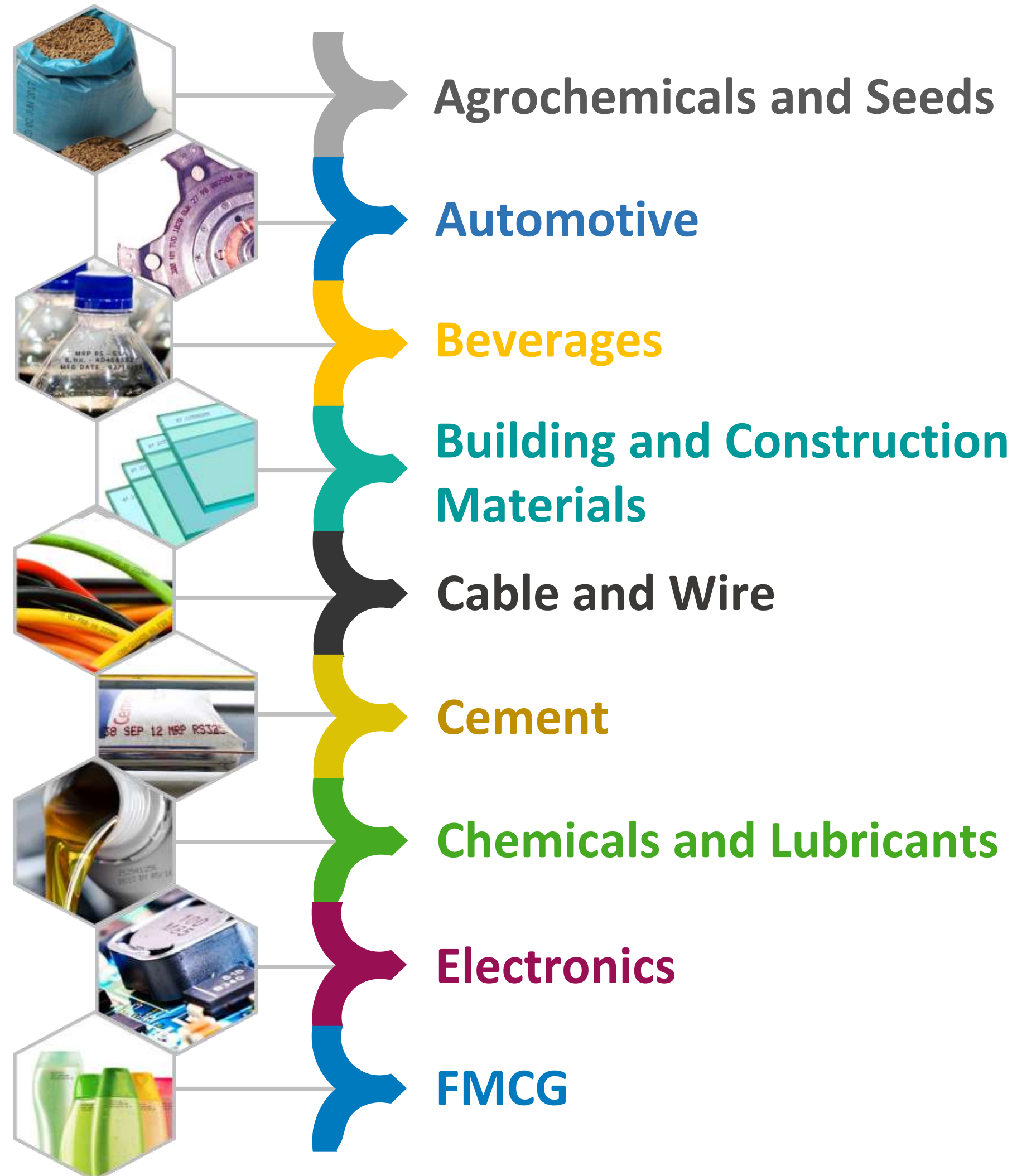
Control Print has **over 30 years of operational experience** in the Indian coding and marking industry. With over 360 field staff and two state of the art factories, we are India's strongest and most reliable partner to you our customers.

Our representatives tailor their purchase advice based on your needs as a customer.


We are committed to ensuring that with Control Print you the customer will have one less thing to worry about.










Crisil re-affirms
credit rating
at 'A'



Only integrated
"Make in India"
manufacturer



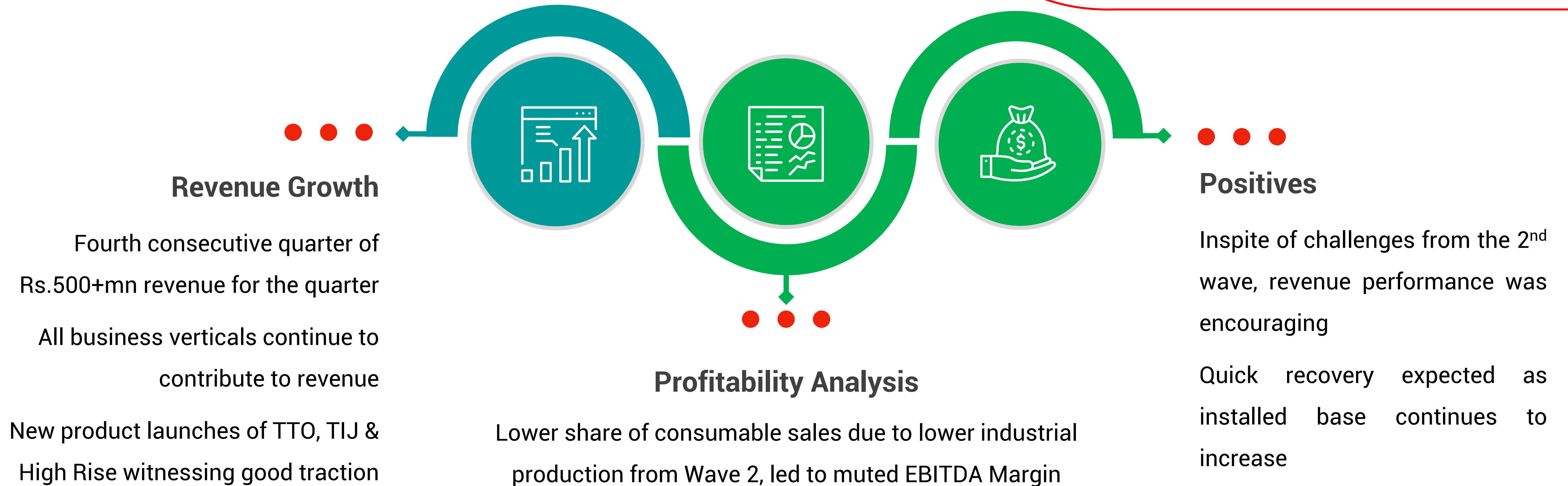
Installed base of
printer crosses
13,000 mark



Company maintains
Top 1000 position
as per market cap on NSE



QUARTER PERFORMANCE HIGHLIGHTS



Sectoral view

The company continues to **dominate in** wood and pipes sector while FMCG sector **picking up**
Control Print is providing solutions to customers to help protect their (customer's) products against counterfeits

Brief Financials for the quarter



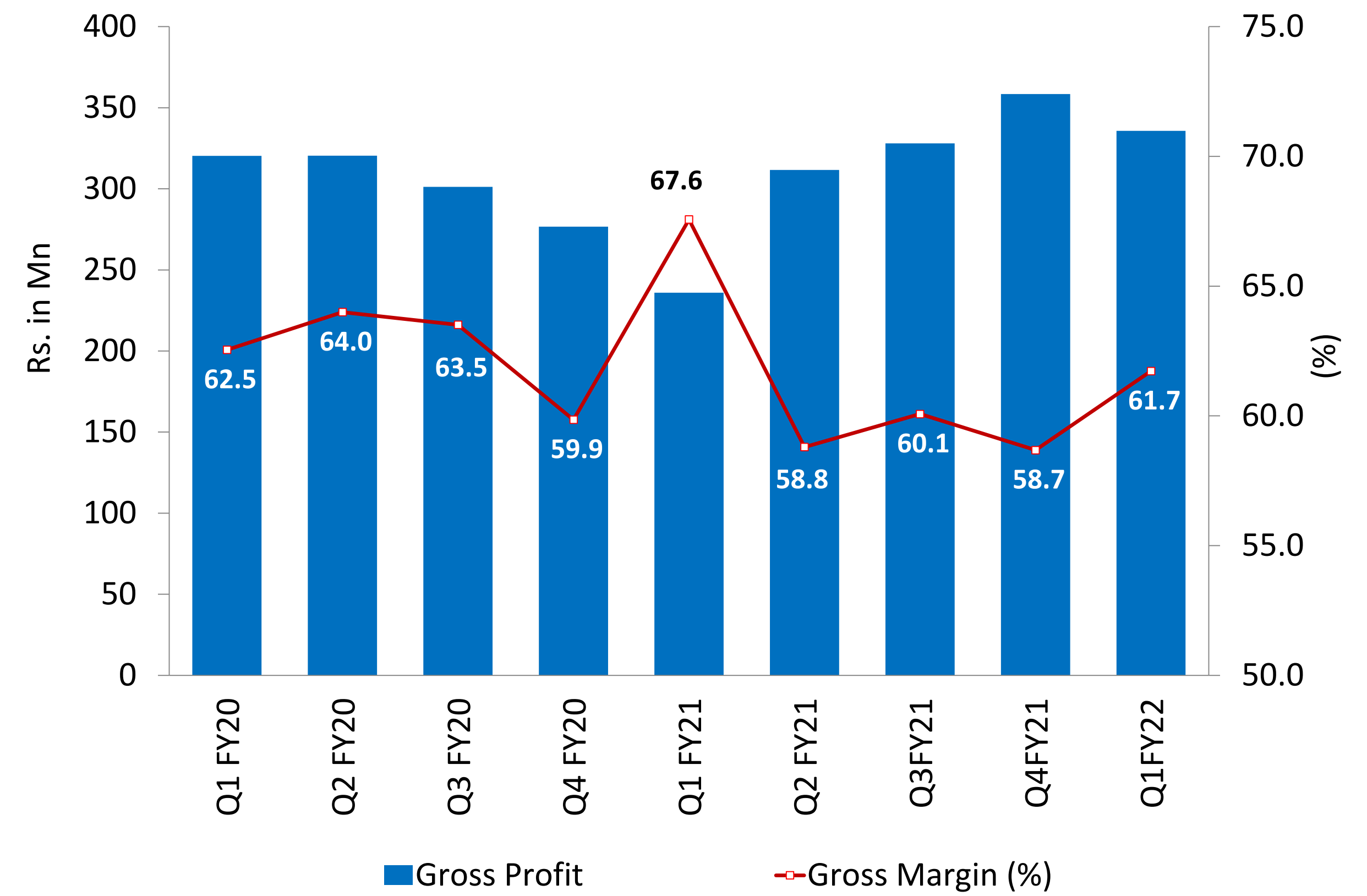
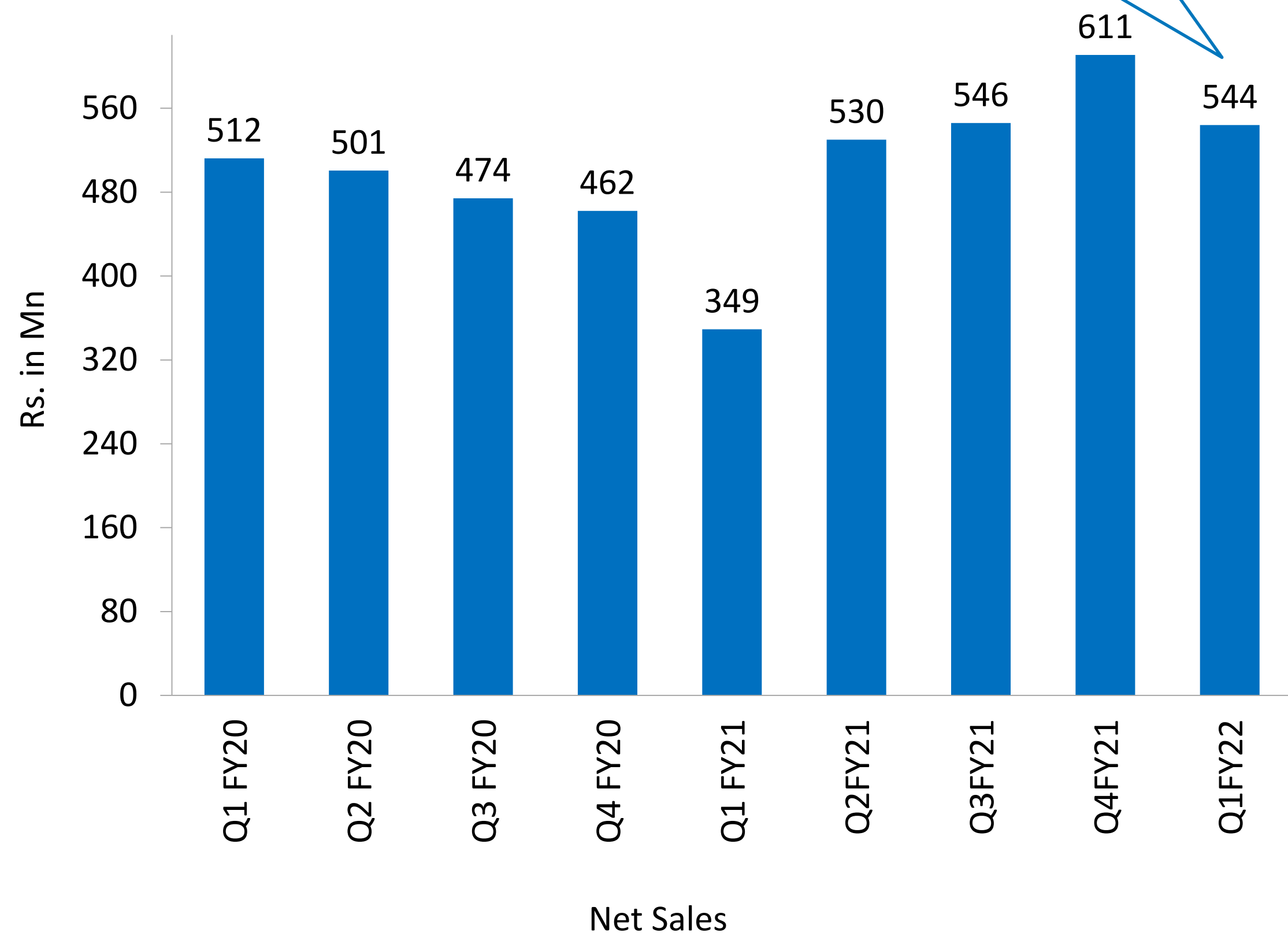
Particulars (Rs mn)	Q1FY22	Q4FY21	Q1FY21	YoY (%)	FY2021	FY2020
Net sales	543.9	610.8	349.2	55.8%	2036.9	1,949.2
Gross Profit	335.8	358.5	235.9	42.3%	1251.0	1,218.5
<i>Gross margin (%)</i>	<i>61.73</i>	<i>58.68</i>	<i>67.57</i>		<i>61.42</i>	<i>62.5</i>
EBITDA	118.2	152.3	84.9	39.2%	498.2	461.0
<i>EBITDA margin (%)</i>	<i>21.73</i>	<i>24.94</i>	<i>24.31</i>		<i>24.46</i>	<i>23.7</i>
EBIT	86.9	130.4	64.1	35.6%	383.0	382.1
PBT (excl. exceptional)	85.6	128.5	60.3	42.0%	370.9	373.5
PAT (excl. exceptional)	57.2	107.2	55.1	3.7%	311.8	309.3
<i>PAT margin (%)</i>	<i>10.51</i>	<i>17.56</i>	<i>15.79</i>		<i>15.3</i>	<i>15.9</i>
Exceptional (loss)/gain#	31.6	0.1	21		(17.9)	(42.9)
EPS(Rs) (excl. exceptional)	3.50	6.57	3.38	3.7%	19.09	18.94
Dividend per Share (Rs.)	-	Final: Rs 4.5	-		Total: Rs 8.5	Total: Rs 8.0

#Exceptional items for Q1FY22 - for the quarter ended June 30, 2021 includes Rs. 31.57 mn (Credit) being Gain on sale of office premises and assets located at Vasai (Maharashtra) and Rs. 0.06 mn (Credit) towards the changes in fair value of Investments Including profit on redemption of units in Mutual Fund routed through Profit & Loss Account.

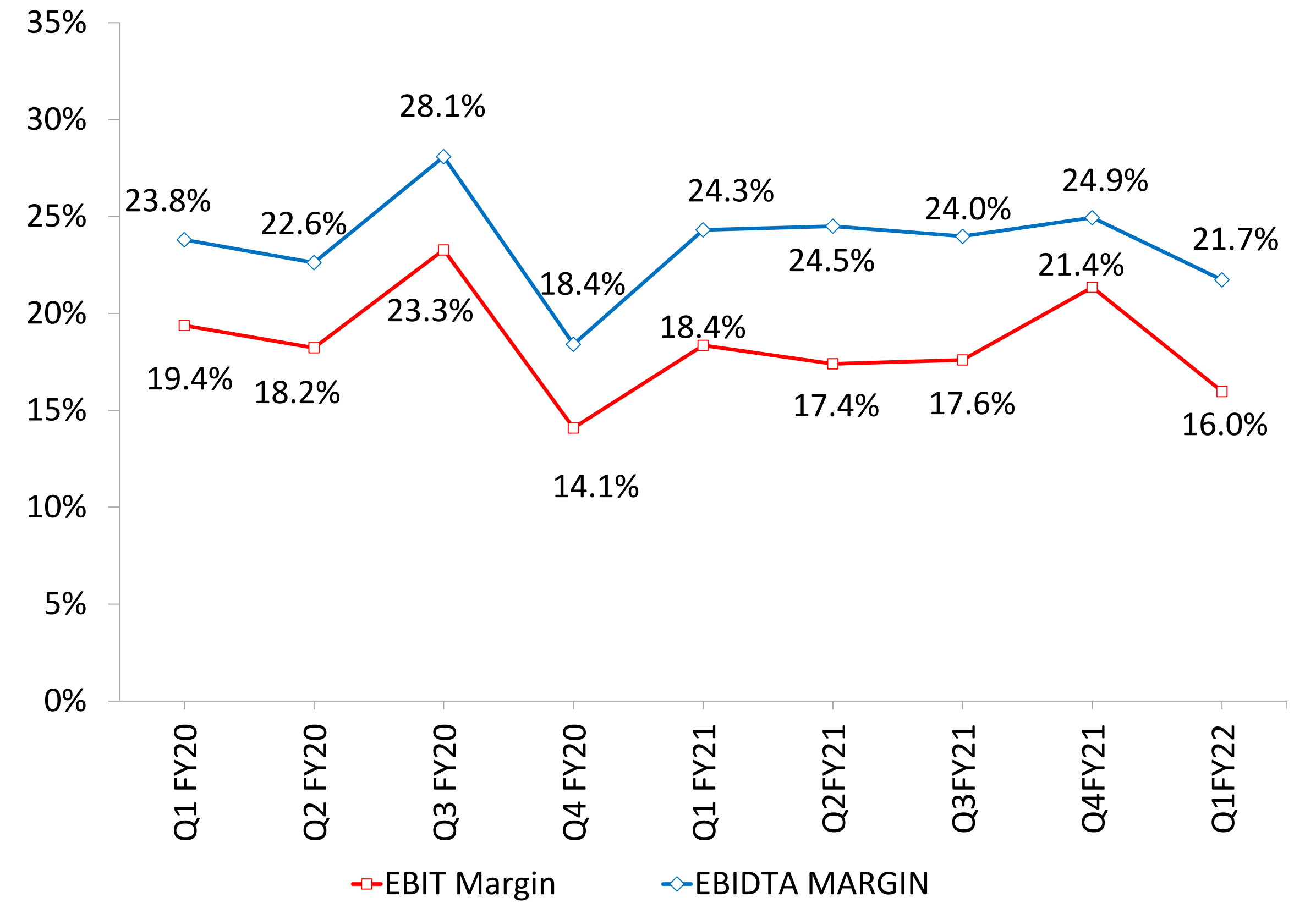
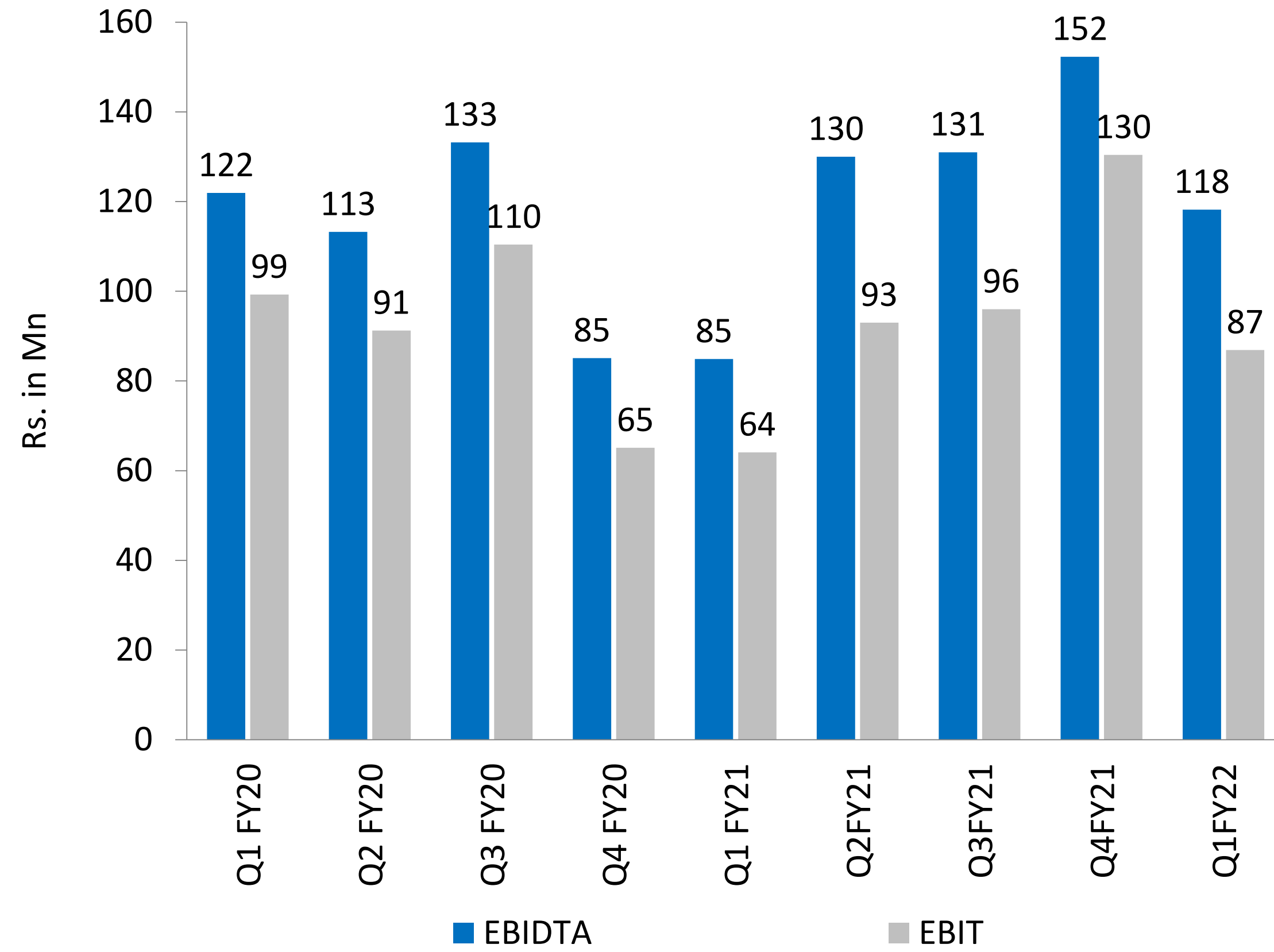
Synopsis of Quarterly Performance (1/2)



Continued Rs 500+ mn quarterly revenue run rate



Synopsis of Quarterly Performance (2/2)



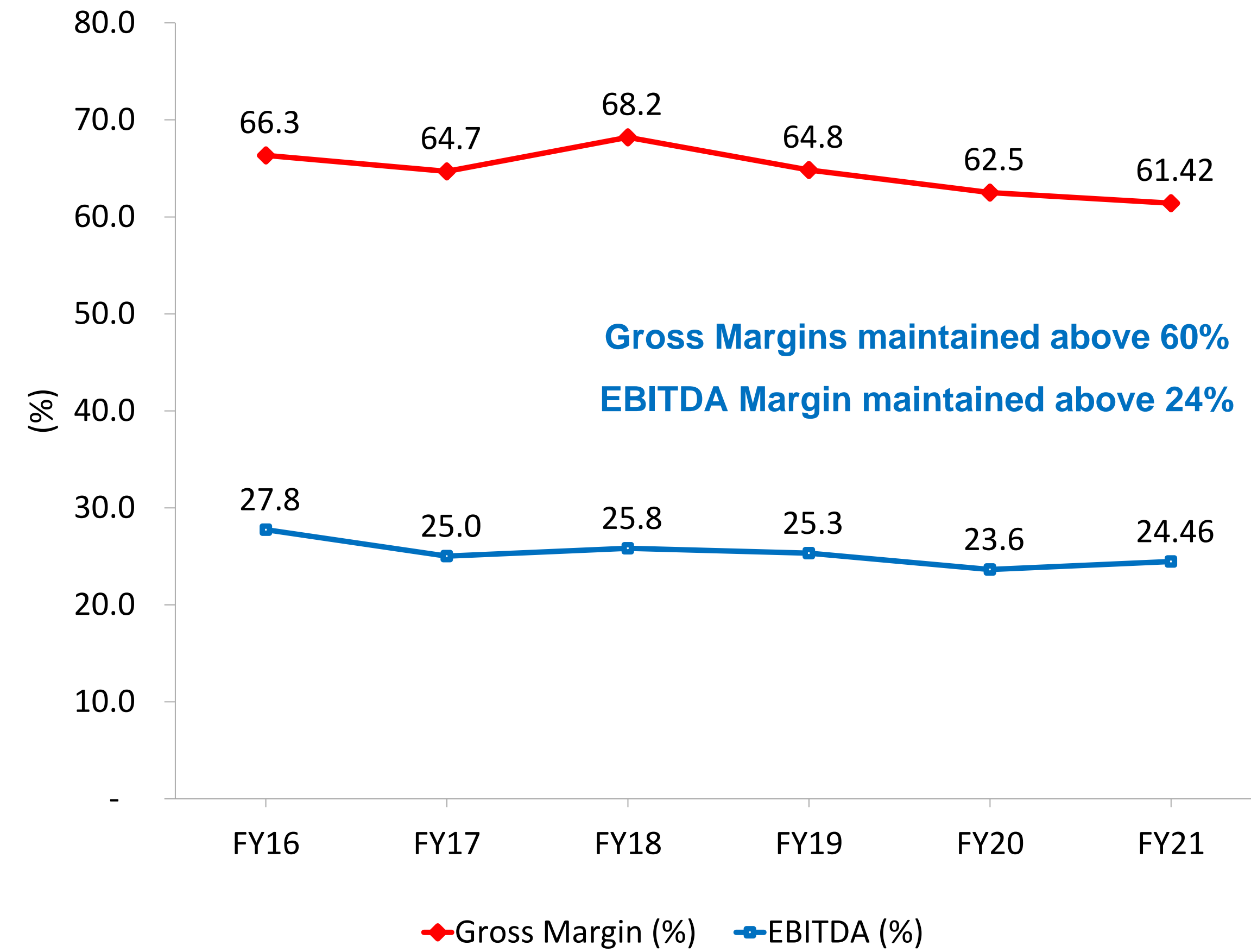
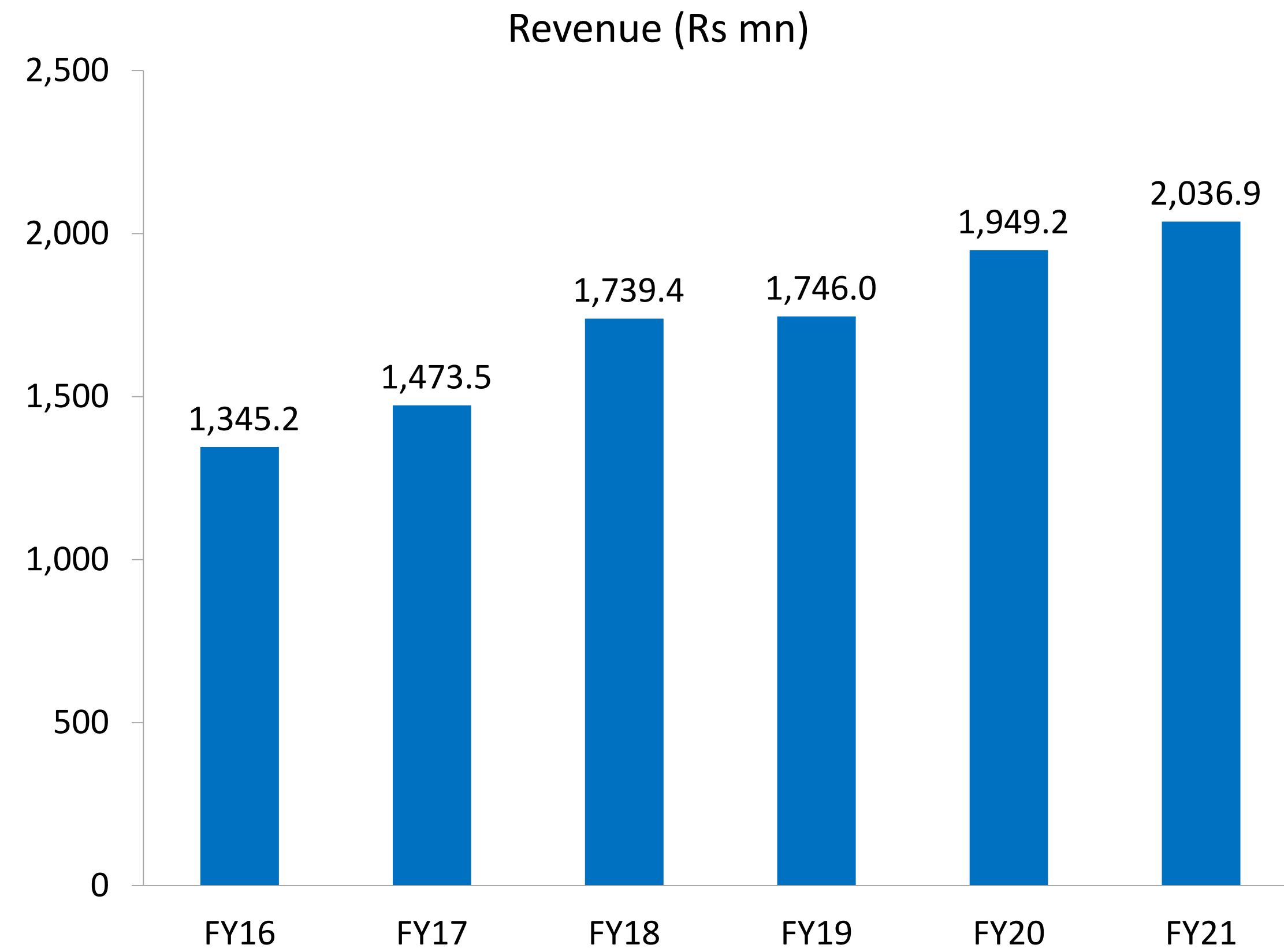
ANNUAL PERFORMANCE HIGHLIGHTS

Annual Profit & Loss Statement

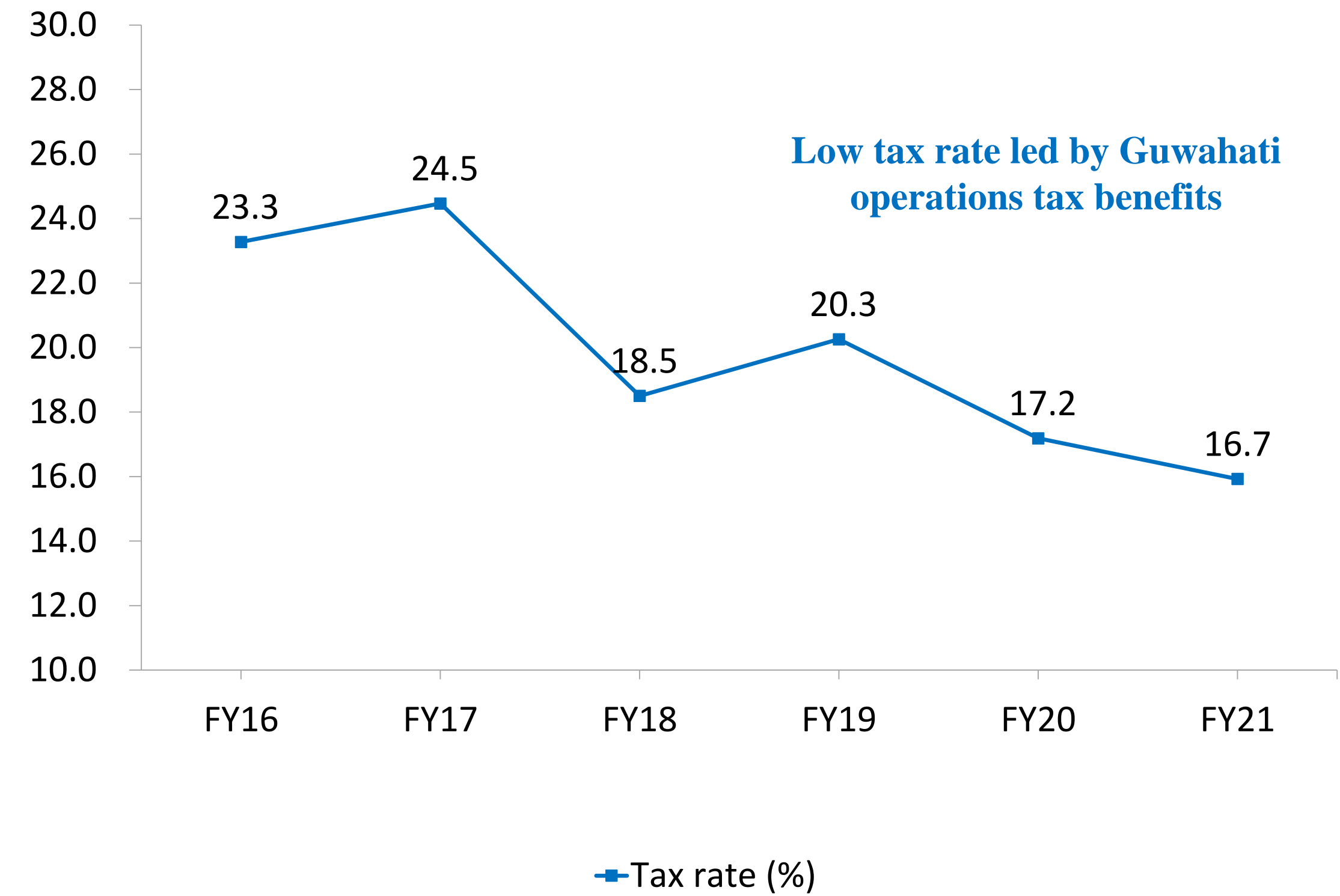
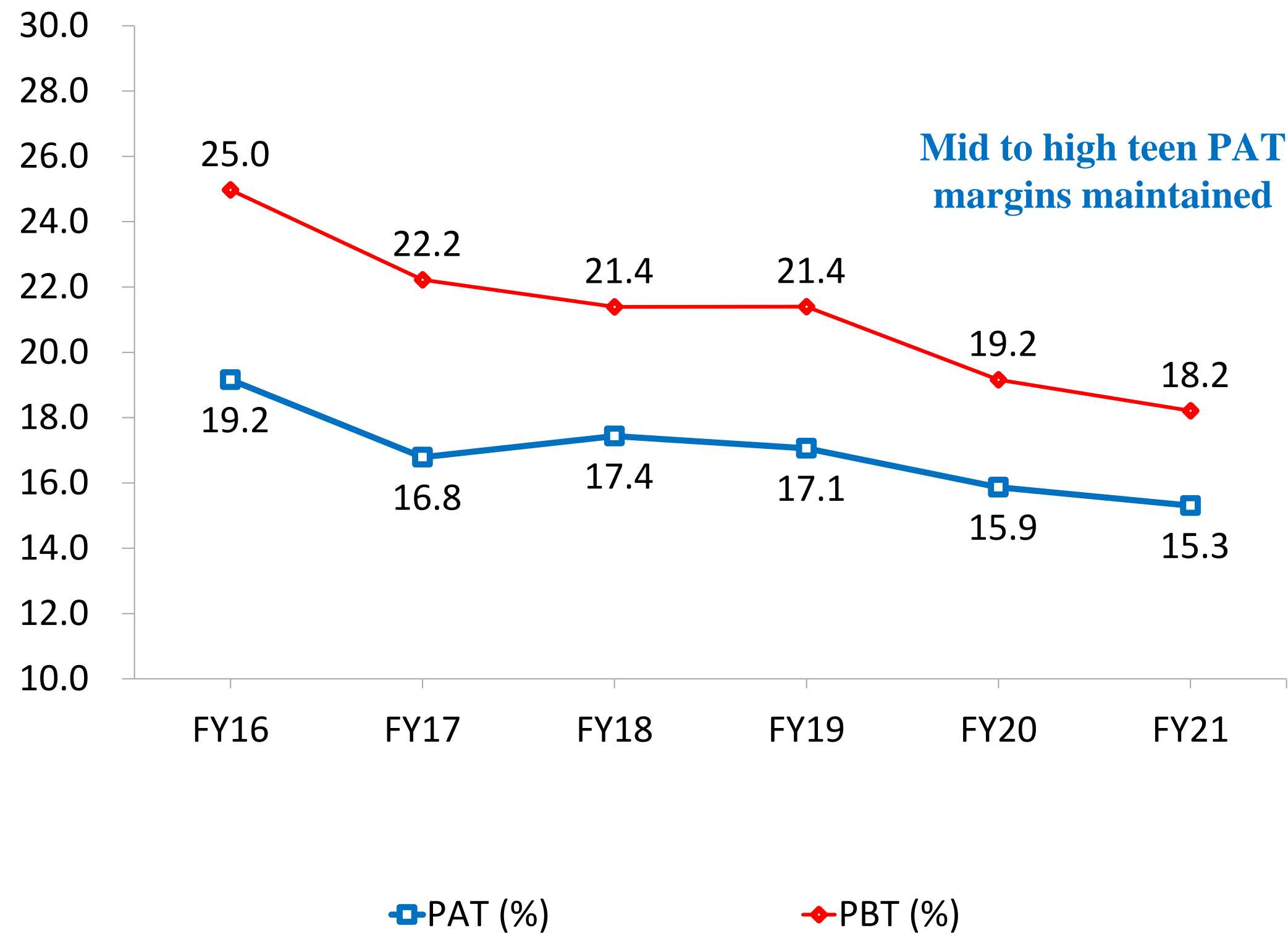


Particulars (Rs mn)	FY17	FY18	FY19	FY20	FY21
Net sales	1,473.5	1,739.3	1,746.0	1,949.2	2036.9
Gross Profit	953.2	1186.3	1132.0	1218.5	1251.0
<i>Gross margin (%)</i>	<i>64.70</i>	<i>68.21</i>	<i>64.84</i>	<i>62.51</i>	<i>61.42</i>
EBITDA	382.6	501.6	399.8	461.0	498.2
<i>EBITDA margin (%)</i>	<i>25.96</i>	<i>28.84</i>	<i>22.90</i>	<i>23.65</i>	<i>24.46</i>
EBIT	351.9	437.5	333.9	382.1	383.0
PBT (excl. exceptional)	341.3	424.5	331.2	373.5	370.9
PAT (excl. exceptional)	261.2	355.6	255.5	309.3	311.8
<i>PAT margin (%)</i>	<i>17.73</i>	<i>20.44</i>	<i>14.63</i>	<i>15.87</i>	<i>15.3</i>
Exceptional (loss)/gain	(0.4)	(39.3)	45.0	(42.9)	(17.9)
Adjusted EPS(Rs) (excl. exceptional)	14.1	16.9	21.2	13.7	19.09
Reported EPS(Rs) (incl exceptional)	12.6	19.3	18.4	16.3	18.00
Dividend per Share (Rs.)	6.0	6.5	6.5	8.0	8.5
Dividend Payout (%)	48%	34%	36%	50%	47%

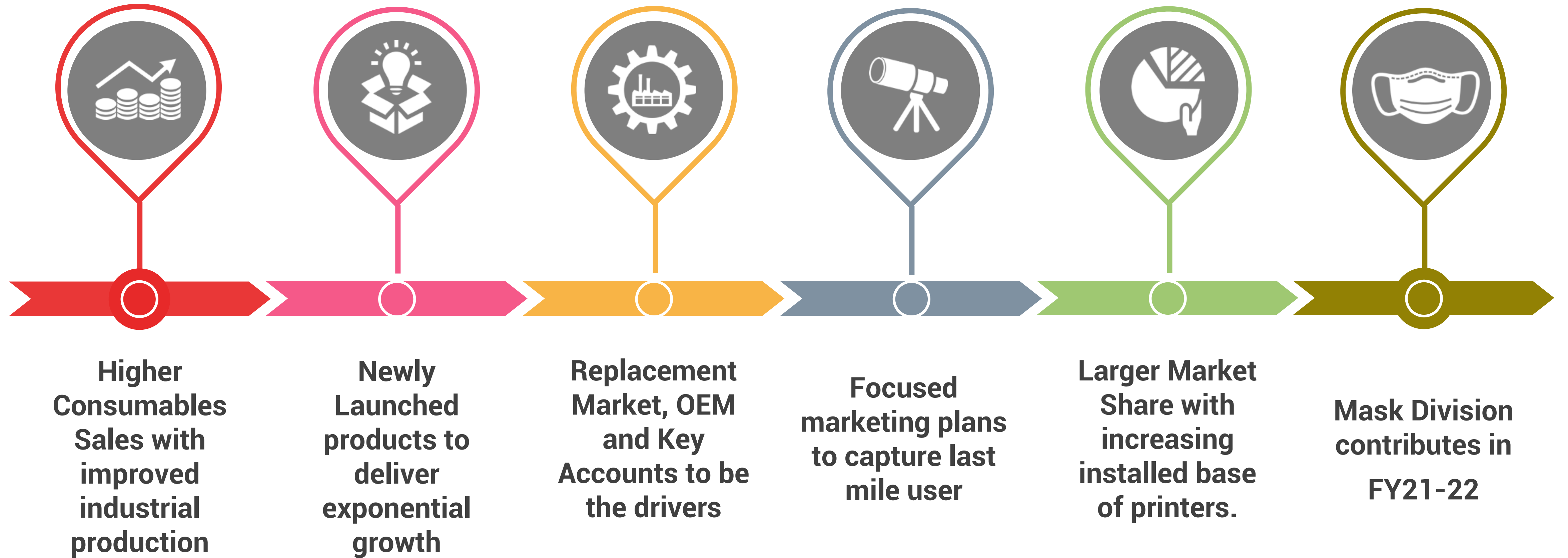
Synopsis of Annual Performance (1/2)



Synopsis of Annual Performance (2/2)



WAY FORWARD





THANK YOU

For further information please contact

Rahul Khettry

Chief Financial Officer

Email: cfo@controlprint.com

Website: www.controlprint.com

KAPTIFY®

Strategy & Investor Advisory | Consulting

Email: contact@kaptify.in | +91-845 288 6099

Website: www.kaptify.in