

HCC/ SEC/ 2017


May 5, 2017

BSE Limited,
The Corporate Relationship Dept,
1st Floor, Phiroze Jeejeebhoy Towers,
Dalal Street, Mumbai-400 001

Dear Sirs,

Further to our letter dated April 21, 2017 and pursuant to Regulation 30(6) of the SEBI (Listing Obligations and Disclosure Requirements) Regulations, 2015, we are enclosing herewith the copy of the presentation made before the meeting of the Analyst Institutional Investors held on May 4, 2017.

Thanking you,
Yours faithfully
for **Hindustan Construction Company Limited**



Sangameshwar Iyer
Company Secretary

Cc: National Stock Exchange of India Ltd,
Exchange Plaza,
Bandra-Kurla Complex,
Bandra (East), Mumbai-400 051

Hindustan Construction Co Ltd
Hincon House,
LBS Marg, Vikhroli (West),
Mumbai - 400 083, India
Tel : +91 22 2575 1000 Fax : +91 22 2577 7568
CIN : L45200MH1926PLC001228

www.hccindia.com



HCC

Hindustan Construction Co Ltd

Investor / Analyst Presentation

FY2016-17



Presentation Flow

HCC	-	Performance Highlights & Financial Results
HCC E&C	-	Updates
Steiner AG	-	Updates
HCC Infrastructure	-	Updates
Lavasa	-	Updates



Key Financial Highlights: Q4 & 12M FY2016-17

Results are in accordance with the Indian Accounting Standards (Ind AS) notified by the Ministry of Corporate Affairs

➤ As compared to the same quarter of the previous year (YoY)

- Income from operations increased by 14% at Rs. 1,358.27 Cr v/s Rs. 1,195.99 Cr
- EBITDA margin at 16.50% v/s 17.54%
- PBT was at Rs. 37.17 Cr v/s Rs. 24.18 Cr and PAT(without exceptional items) was at Rs. 42.13 Cr v/s Rs. 48.02 Cr

➤ As compared to full year of the previous year (YoY)

- Income from operations is at Rs. 4,195.94 Cr v/s Rs. 4,190.89 Cr
 - EBITDA margin at 17.96% v/s 19.29%
 - PBT was at Rs. 96.96 Cr v/s Rs. 140.42 Cr and PAT(without exceptional items) was at Rs. 80.63 Cr v/s Rs. 122.79 Cr
- Order backlog as on 31st March, 2017 at Rs. 20,390 Cr excluding L1 contracts worth Rs. 2,804 Cr
- Orders bagged till date Rs. 5,375 Cr

Financial Performance : 12M FY 2016-17 (12 mth YoY)



Results are in accordance with the Indian Accounting Standards (Ind AS) notified by the Ministry of Corporate Affairs

For the period ended	12M FY17 31 Mar'17	12M FY16 31 Mar'16	YOY
	Rs. Cr	Rs. Cr	%
Total Income from operations	4,195.9	4,190.9	0.1
Other Income	262.2	214.2	
Construction Cost (incl. material) / other exp.	3,045.5	2,999.3	1.5
Employee Cost	396.8	383.2	3.5
EBITDA (excluding other income)	753.6	808.4	(6.8)
EBITDA Margins	17.96%	19.29%	
Interest	772.4	701.7	10.1
Depreciation	125.3	152.5	(17.8)
Exceptional Item	21.2	28.0	
Profit / (Loss) Before Tax *	97.0	140.4	(31.0)
Tax	37.6	45.7	
Profit / (Loss) After Tax	59.4	94.8	(37.3)
Other comprehensive income (after tax)	21.5	(9.0)	
Total Comprehensive Income (after Tax)	80.9	85.7	(5.6)

*Includes other income

Financial Performance : Q4 FY 2016-17 (3 mth YoY & QoQ) HCC

Results are in accordance with the Indian Accounting Standards (Ind AS) notified by the Ministry of Corporate Affairs

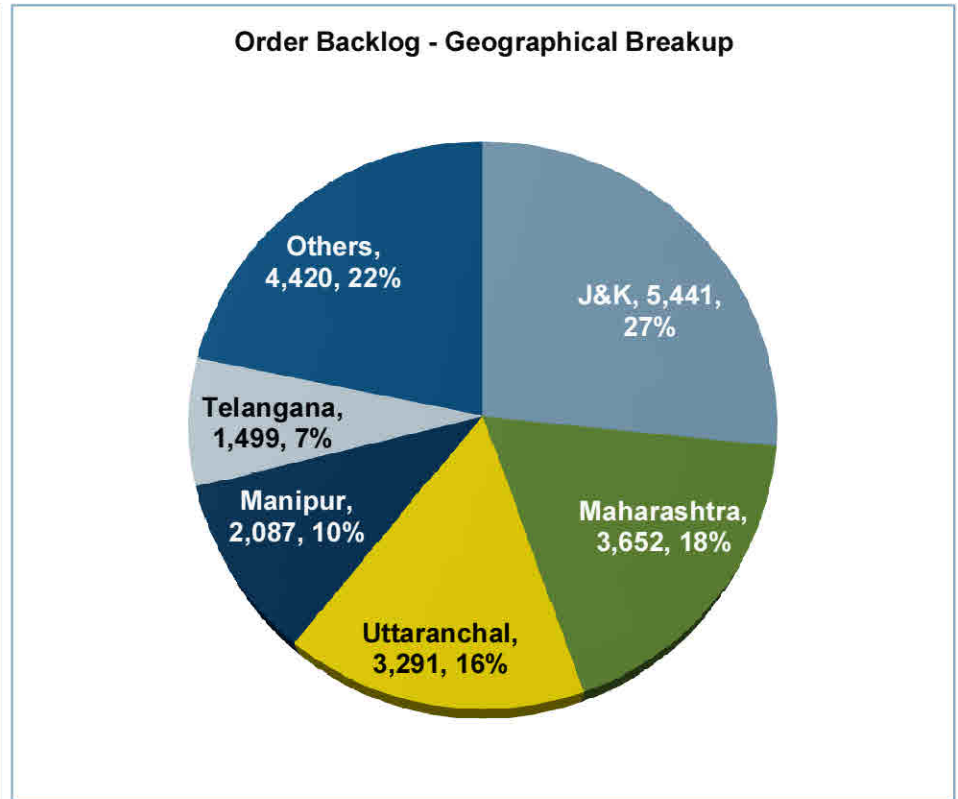
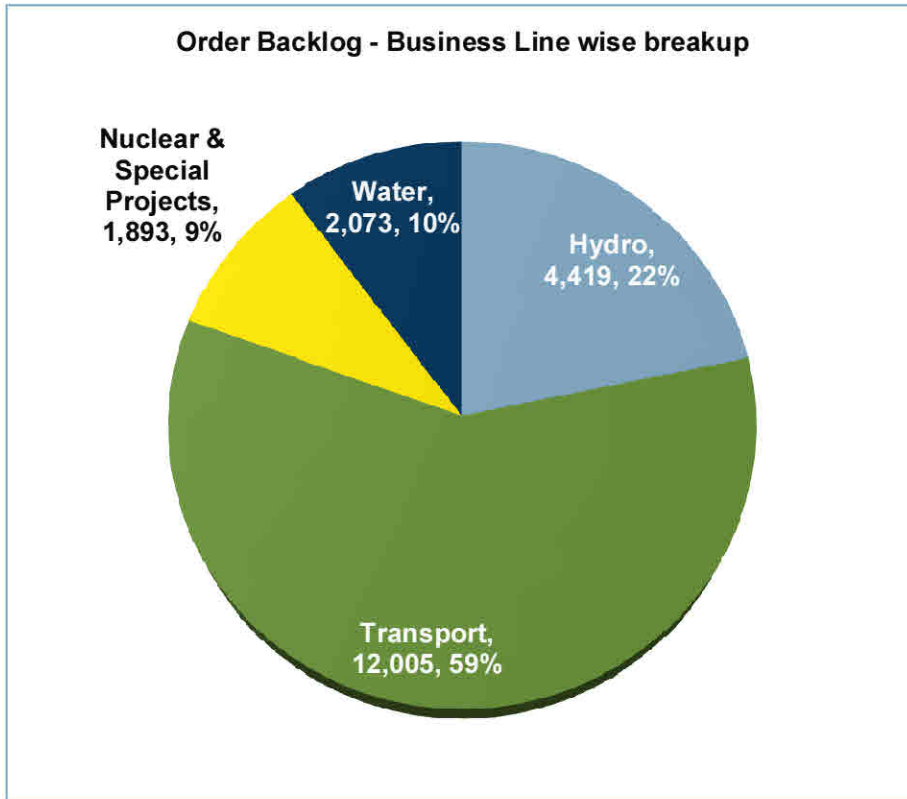
For the quarter ended	Q4 FY17 31 Mar'17	Q4 FY16 31 Mar'16	Q3 FY17 31 Dec'16	YOY	QOQ
	Rs. Cr	Rs. Cr	Rs. Cr	%	%
Total Income from operations	1,358.3	1,196.0	944.1	14	44
Other Income	70.6	54.1	71.9		
Construction Cost (incl. material) / other exp.	1,022.9	884.3	689.3	16	48
Employee Cost	111.3	101.9	93.5	9	19
EBITDA (excluding other income)	224.1	209.8	161.3	7	39
EBITDA Margins	16.50%	17.54%	17.08%		
Interest	208.0	181.7	194.7	14	7
Depreciation	28.3	31.7	30.8	(11)	(8)
Exceptional Item	21.2	26.2	-		
Profit / (Loss) Before Tax *	37.2	24.2	7.6	54	389
Tax	16.3	2.4	3.0		
Profit / (Loss) After Tax	20.9	21.8	4.6	(4)	359
Other comprehensive income (after tax)	21.4	(10.7)	(3.1)		
Total Comprehensive Income (after Tax)	42.3	11.1	1.4	280	NM

*Includes other income



HCC E&C

Orderbook : Rs 20,390 Cr (YoY increase of 12.5%)



Order book to cross Rs. 23,000 Cr post conversion of L1 into orders

Balanced portfolio having geographical spread across the country



FY 2016-17 : Orders Won

(Rs in Cr)

S. No.	Name of Project	Client	HCC Share (Rs Cr)	Award Quarter
1	Residential towers at DAE Anushaktinagar	DAE	159	Q1
2	Mumbai Metro Line 3-CBS - UGC-02	MMRC	2,523	Q2
3	IRCON Tunnel, T-13_2nd Call, J&K	Ircon	1,750	Q2
4	High rise buildings at Anupuram, TN	DAE	182	Q2
5	Parallel safety tunnel of T-12	NF Railway	202	Q3
6	Bistan LIS, MP	NVDA	191	Q3
	Projects received till Q3		5,006	
7	Anji Khad railway cable stayed bridge, J&K	Ircon	369	Q4
	Projects Won in FY 2016-17		5,375	

In addition to order book, Current L1 orders is aggregating to Rs. 2,804 Cr

S4A Status

- Joint Lender's Forum meeting held on July 12, 2016 (Reference Date) has passed to resolve the account under the recent RBI guidelines 'Scheme for Sustainable Structuring of Stressed Assets (S4A)'
- Overseeing Committee (OC) thru Indian Banks Association (IBA) vide its letter dated 4th November,2016 addressing to the lead bank granted approval for implementation of the S4A scheme for HCC. The approval received as per the scheme submitted the OC.
- Shareholders approved Equity shares & OCDs issuance to lenders in the EGM held on 5th January'17.
- Lenders representing 22.91% of the Expanded Capital of the Company
- The S4A Scheme has been implemented

Rs. Cr	Pre S4A 31-Dec-16	Post S4A 31-Mar-17
Debt	4,988	2,967
OCDs*	-	1,430
Total	4,988	4,397
Equity	1,931	2,690
DER (Times)	2.58	1.63
Mcap	3,090	4,690

*PV as per IndAS

Status of Initiatives by CCEA

- Total arbitration awards in favour Rs 3,781 Cr as of March 31, 2017
- Further claims worth around Rs 4,296 Cr in arbitration process
- As at March 31, 2017, Company entitled to receive 75% approximately Rs. 2,948 Cr
- Received letters of Rs. 1,882 Cr, being 75% of awards amount
- Rs. 380 Cr collected as per CCEA decision till date



Steiner updates

Steiner AG Highlights

- Steiner AG, Headquartered in Zurich, is a leading Real Estate Developer and Total Services Contractor in the Swiss real estate market .Specializes in turnkey development of new buildings and renovation of existing properties
- Closing order backlog at CHF 1,426 million (Rs. 9,200 Cr)
- Order intake during 12 month FY 2016-17 CHF 927 million (Rs. 5,977 Cr)
- Cash balance is at CHF 96 million (Rs. 617 Cr)
- In FY 2016-17, revenue growth was over 25% on YoY basis
- Key financials of Steiner AG:

As per IGAAP	FY 2016-17	FY 2016-17
	CHF Million	Rs. Cr
Turnover	820.6	5,580.2
PAT/ (Loss)	3.2	21.7

(for P&L : exchange rate of 1 CHF = Rs 68.00 as of March 31, 2017)



HCC Infrastructure

Business Update

- Baharampore – Farakka – Raiganj – Dalkhola (NH-34 Packages 3, 4, 5)
 - Farakka-Raiganj (Pkg 4): Average daily revenue of Rs.47 lakhs since COD achieved on Oct 19, 2016; to increase to ~Rs.80 lakhs at FCOD in Q2/Q3 2017;
 - Baharampore-Farakka (Pkg 3): Average daily revenue of Rs.38 lakhs in Q4 with yearly average of Rs.37 lakhs; impact of demonetization witnessed in Q4 as well
 - Arbitration process for Rs.1,250 cr claims (for land delays) expected to be completed by Q3/Q4 FY18
 - Raiganj-Dalkhola (Pkg 5):
 - Received notice to terminate from NHAI on Mar 31, 2017
 - Concessionaire & lenders have refuted NHAI termination notice; evaluating amicable termination amongst other remedies

- Delhi-Faridabad (NH2)
 - Political Force Majeure event notified to NHAI due to ECC by Supreme Court impacting CV traffic entry into Delhi
 - Concessionaire evaluating termination while arbitration for Rs.397 cr Claims underway



Farakka Raiganj Highway: Toll Plaza at Km 297



Km 341 (Farakka Raiganj Highway)

Financial Update

➤ HCC Concessions Ltd. (Standalone)


Rs. Cr	12M FY 2016-17	12M FY 2015-16
Turnover	25.51	31.87
EBITDA	10.33	11.10
EBITDA Margin (%)	40.5%	34.8%
PAT/ (Loss)	0.65	(85.32)

➤ NH-34 SPVs: FY 2016-17

Rs. Cr	Bahrapore Farakka Highways Ltd.	Farakka Raiganj Highways Ltd.
Turnover	230.86	345.98
EBITDA	57.78	45.53



Lavasa Corporation Limited



Infrastructure



Lakeshore Watersports



Jetovator



Children's Play Area



Hovercraft



Oase Living Waters



Neo Spark Games Arcade



Nature Trail



X-Thrill Adventure Sports & Academy

Highlights – THLE

- **Footfall in FY 2016-17 – 8.9 Lacs (footfall in Q4 - 2.09 lacs)**
- **Tourism earned revenue of Rs. 84.7 lacs in FY 2016-17 from ad shoots, pre- wedding shoot and activities.**
- **Shoots - Prominent commercial shoot included Skoda Rapid, Maruti Ciaz, Apollo Tyres, song shoot and pre wedding shoot in FY 16-17.**
- **Verzon Hospitality (Hostel): Block A has 189 rooms, 140 rooms has been leased out to Ecole (48 rooms), Christ University (92 rooms). Block B is under construction.**

Highlights – Construction

- **Laborers on ground : ~200 Nos.**

- **Total units ready for possession : ~1205 units**
 - Apartments : ~ 717 Units
 - Villas : ~ 488 Units

- **Total units taken possession : ~1066 units**
 - Apartments : ~ 636 Units
 - Villas : ~ 430 Units

- **Properties handed over in FY 2016-17**
 - 20 Villas and 52 Apartments



Thank You