

Ref. No.CO:CS:RC:2023-24:279

January 24, 2024

BSE Limited,
P J Towers,
Dalal Street, Fort,
Mumbai - 400 023.

National Stock Exchange of India Limited,
Exchange Plaza, Bandra Kurla Complex,
Bandra (E), Mumbai – 400 051.

BSE Scrip Code No.: 532772

NSE SYMBOL: DCBBANK

Dear Sirs,

Sub: Investor Presentation-Q3FY24

Please find attached herewith the Investor Presentation which will be referred during the earnings call with analysts and investors for the financial results of the Bank for the third quarter and nine months ended December 31, 2023.

The said presentation is being uploaded on the website of the Bank and can be accessed at www.dcbbank.com

This is for your information and records.

Thanking you,

Yours faithfully,

For DCB Bank Limited

Rubi Chaturvedi
Company Secretary &
Compliance Officer


Encl: As above.

DCB Bank Limited

DCB BANK

DCB Bank Limited

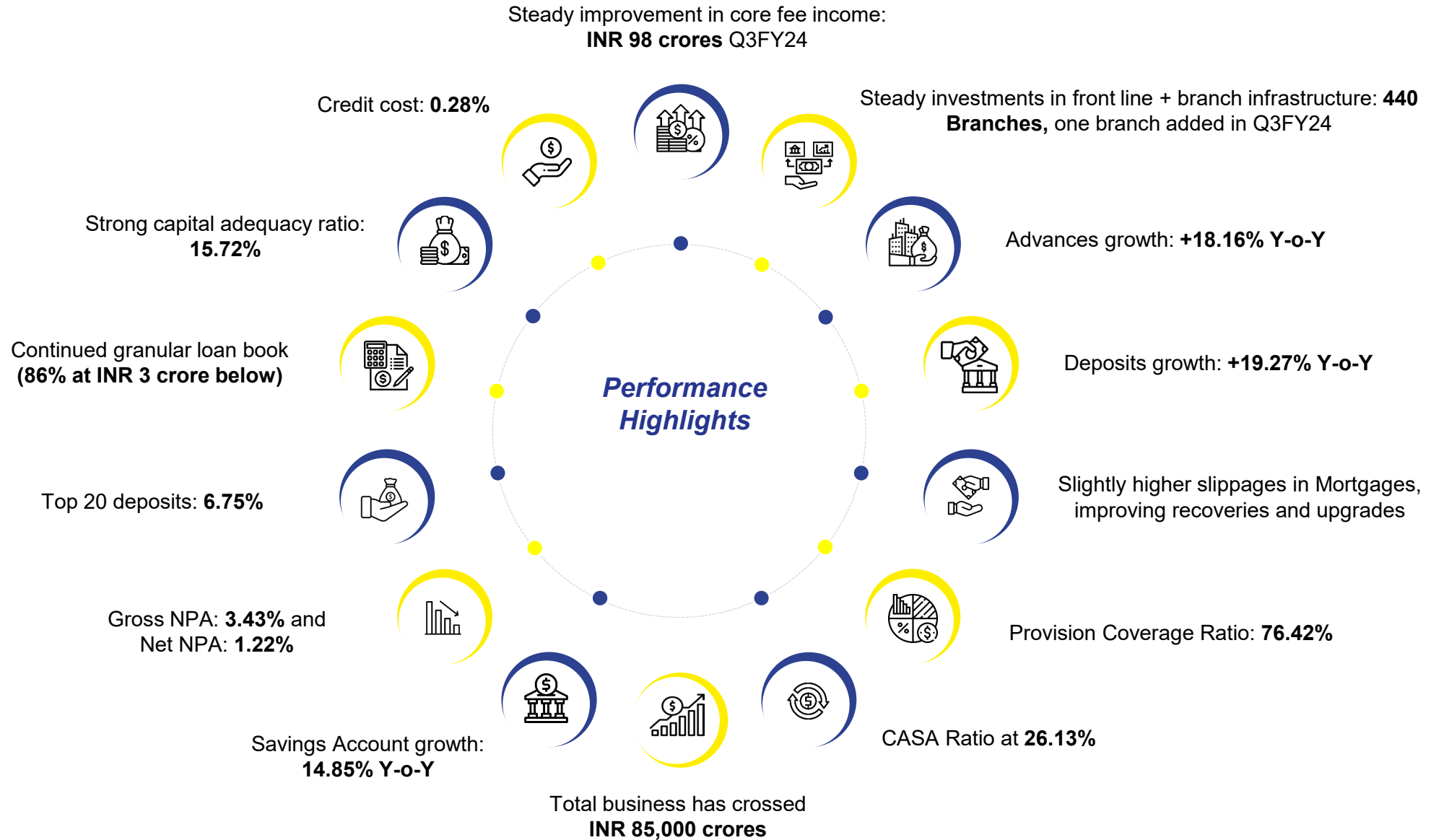
Investor Presentation – Q3FY24



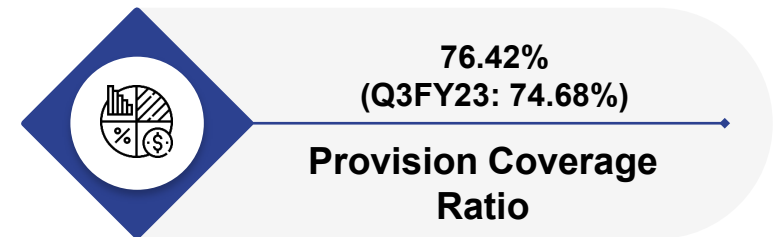
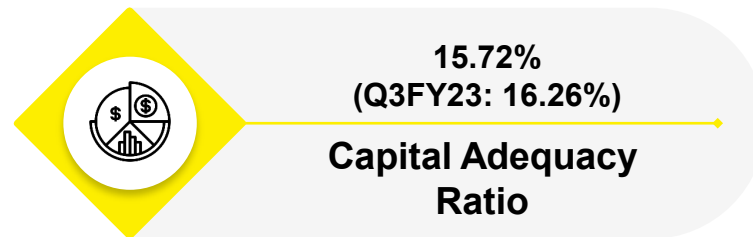
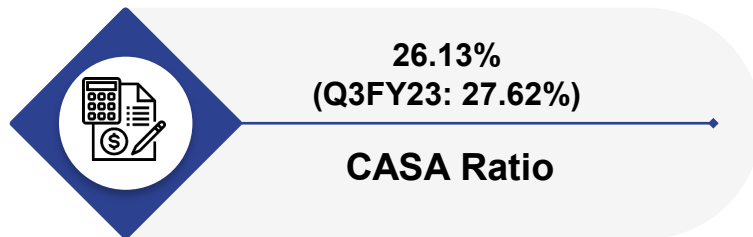
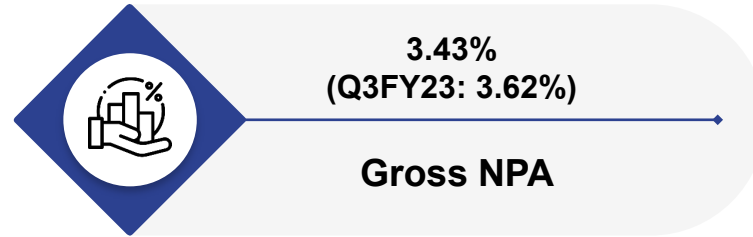
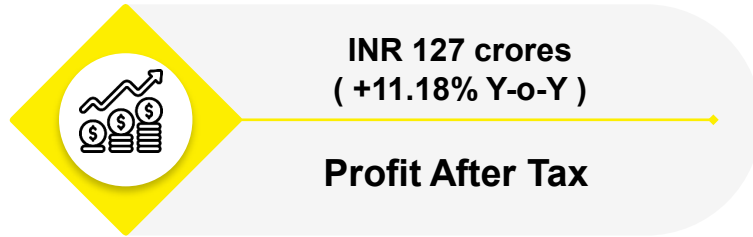
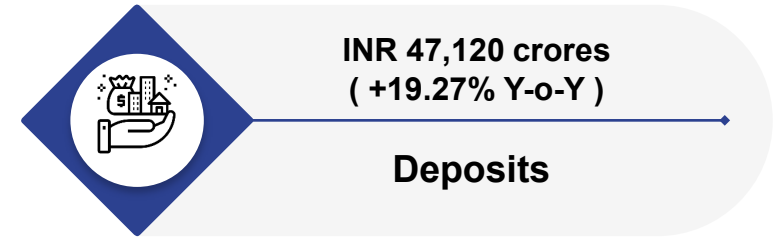


This presentation and the accompanying slides (the “Presentation”), which have been prepared by **DCB Bank Limited (the “Company”)**, have been prepared solely for information purposes and do not constitute any offer, recommendation or invitation to purchase or subscribe for any securities, and shall not form the basis or be relied on in connection with any contract or binding commitment whatsoever. No offering of securities of the Company will be made except by means of a statutory offering document containing detailed information about the Company.

This Presentation has been prepared by the Company based on information and data which the Company considers reliable, but the Company makes no representation or warranty, express or implied, whatsoever, and no reliance shall be placed on, the truth, accuracy, completeness, fairness and reasonableness of the contents of this Presentation. This Presentation may not be all inclusive and may not contain all of the information that you may consider material. Any liability in respect of the contents of, or any omission from, this Presentation is expressly excluded.

Certain matters discussed in this Presentation may contain statements regarding the Company’s market opportunity and business prospects that are individually and collectively forward-looking statements. Such forward-looking statements are not guarantees of future performance and are subject to known and unknown risks, uncertainties and assumptions that are difficult to predict. These risks and uncertainties include, but are not limited to, the performance of the Indian economy and of the economies of various international markets, the performance of the industry in India and world-wide, competition, the company’s ability to successfully implement its strategy, the Company’s future levels of growth and expansion, technological implementation, changes and advancements, changes in revenue, income or cash flows, the Company’s market preferences and its exposure to market risks, as well as other risks. The Company’s actual results, levels of activity, performance or achievements could differ materially and adversely from results expressed in or implied by this Presentation. The Company assumes no obligation to update any forward-looking information contained in this Presentation. Any forward-looking statements and projections made by third parties included in this Presentation are not adopted by the Company and the Company is not responsible for such third-party statements and projections.



Performance Highlights – Q3FY24



Advances growth compared with Q3FY23:

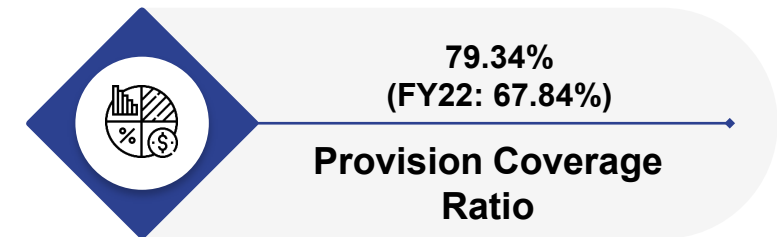
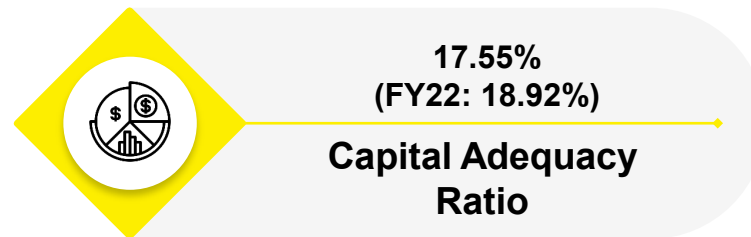
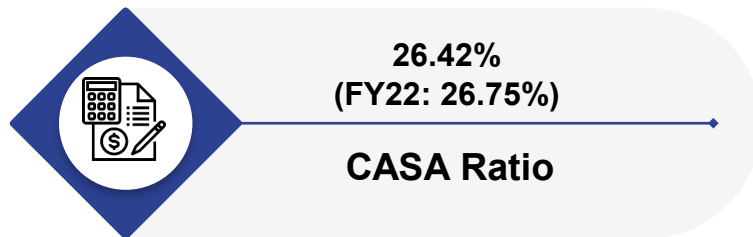
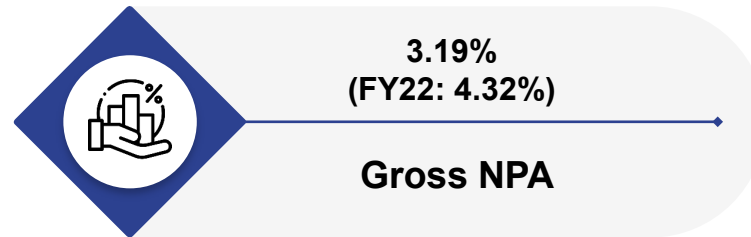
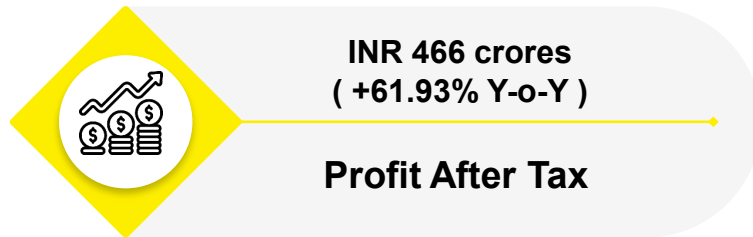

Mortgages
+25% Y-o-Y

Co-lending
+60% Y-o-Y

Construction Finance
+31% Y-o-Y

AIB
+28% Y-o-Y

Performance Highlights – FY2023



*

Mortgages
+26% Y-o-Y

Co-lending
+31% Y-o-Y

Construction Finance
+47% Y-o-Y

AIB
+30% Y-o-Y



About Us

- New generation private sector bank 440 branches across 20 States and 2 Union Territories



Background



Company Vision

- To be the most innovative and responsive neighborhood bank in India serving entrepreneurs, individuals, and businesses

DCB BANK

- Mortgage, MSME/SME, Agri and Gold Loan focus
- Granular secured small ticket lending
- Diversified portfolio (Deposits and Advances)
- Proven capital efficient business model
- Stable & skilled management team
- Expanding branch network
- Accelerating digital agenda
- Efficient capital consumption & strong Capital Adequacy



Attributes



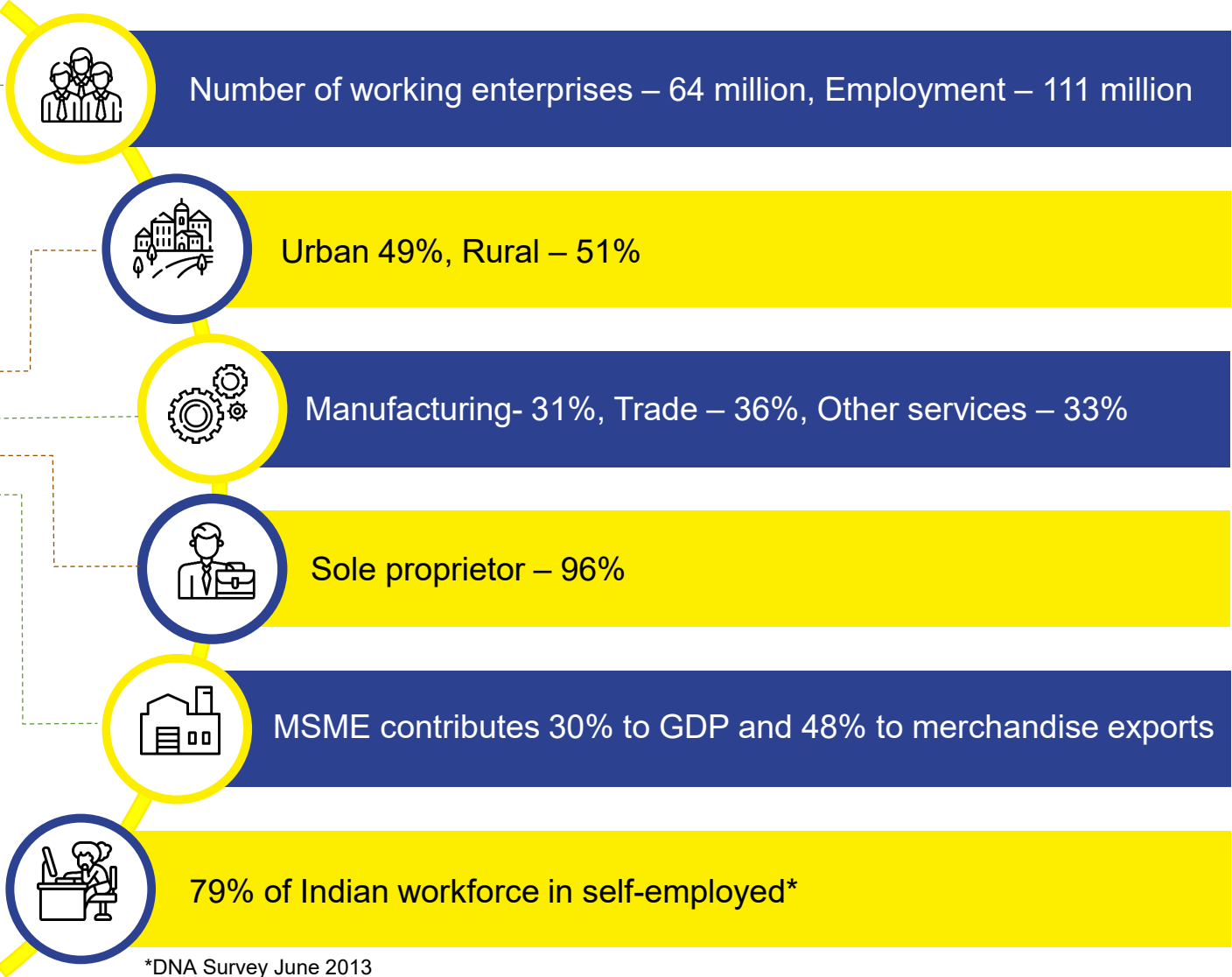
Promoter & Shareholding

- Promoted by the Aga Khan Fund for Economic Development (AKFED) & Platinum Jubilee Investments Limited (holds 14.80%)
- Institutions (including FII + FPI) 47.24% (non promotor shareholding above 1% is 33.23%)

MSMEs play a pivotal role in the economic and social development of the country

+

Robust Indian economy, MSMEs target market size and DCB Bank's knowledge, experience, capability, products and increasing branch footprint has the potential to create a large and meaningful Balance Sheet size above one lakh crores in the foreseeable future



*DNA Survey June 2013

01

Target self-employed, MSME/SME, Retail segment

02

Create a diversified, secured and granular portfolio

03

Limit Corporate, unsecured and lumpy exposures

04

Focus on retail Mortgages*, MSME/SME, Tractor Finance, KCC, Gold Loans, Construction Finance, TReDS and Co-lending

05

Rely mainly on Retail Deposits (CASA, Term Deposits). Limit dependency on bulk deposits. Use long term refinance options (SIDBI, NABARD and NHB)

06

Target Tier 2 to Tier 6 locations

07

Continuously strengthen credit (underwriting, collections, recoveries, portfolio monitoring and analytics)

08

Invest continuously in digital agenda to improve frontline and customer experience

09

Generate steady granular Fee Income through bancassurance, mutual funds, trade, remittances, foreign exchange and cash management

10

Continuously improve Liquidity management, Cost productivity, Operational Risks and HR processes

11

Form strategic alliances to enhance products, segments and distribution

12

Partner with select “start-up” companies to participate in ‘new age’ technologies

Retail and Agri & Inclusive Banking



Deposit Products

- Current and Savings (CASA)
- NRI Deposits
- Recurring Deposits
- Fixed Deposits



Cards

- ATM Card
- Debit Card
- TravelSmart Card



Payments

- Bill / Utility Payments
- IMPS, RTGS , NEFT, UPI
- Remittances
- Tax Payments
- POS Terminals



Advances – Focus on Secured Lending

- Home Loan
- Loan Against Property (LAP)
- Auto Loan*
- Co-Lending
- Commercial Vehicle*
- Construction Equipment*
- Construction Finance
- Dealer Trade Advance
- Kisan Credit Card
- Gold Loan
- Tractor Loan
- Retail Microfinance
- Term Loan to MFIs
- ODTD
- School Finance



Third Party Distribution

- Life Insurance
- General Insurance
- Health Insurance
- Mutual Funds



Other Services

- Locker Facility
- Cash Management Services
- ASBA Online

SME, Corporate Banking, NBFCs, Co-operative Banks



Corporate Banking

- Current Account
- Trade Current Account
- Foreign Exchange
- Guarantees
- Import/ Export
- Letters of Credit
- Supply Chain
- Term Loan
- Bills Collection
- Invoice Discounting








Capital Management

- Working Capital
- Cash Management

The Story so Far

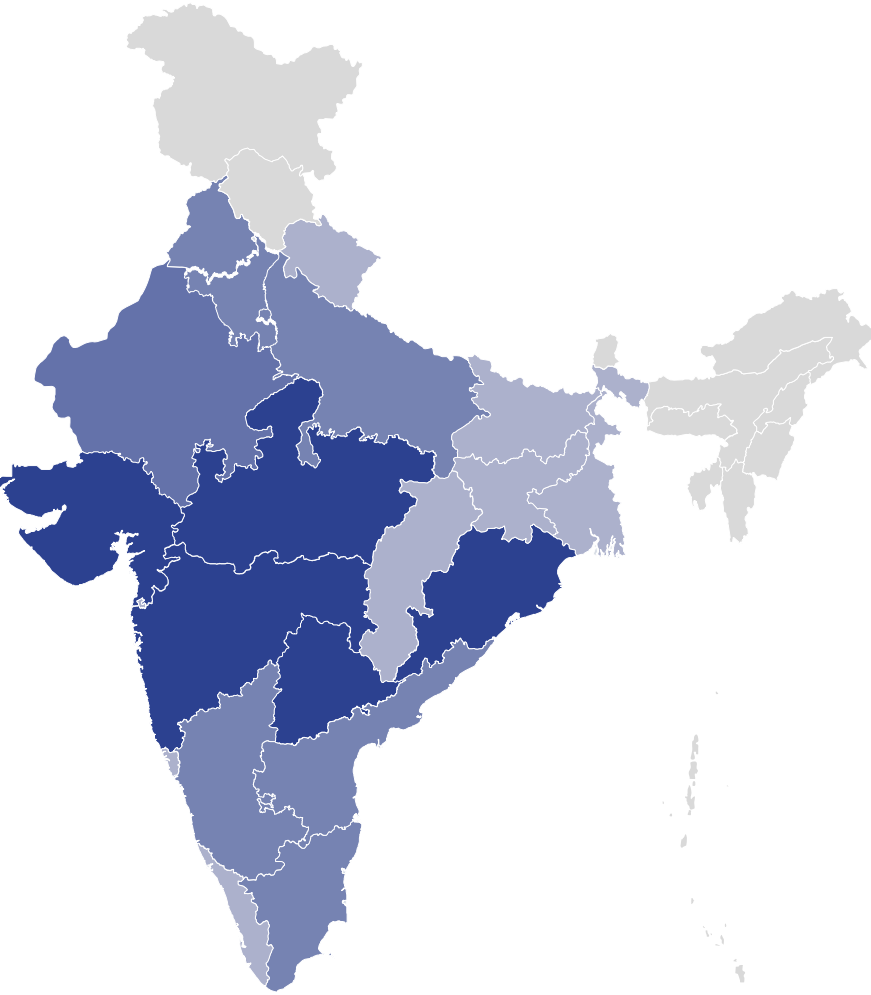
Outlook & Way Forward

	Balance Sheet (Deposits + Advances)	Margins	Asset Quality & Credit Costs	Cost to Average Assets / Cost to Income Ratio	Key Ratios
	 <ul style="list-style-type: none"> Balance Sheet as at 31-Dec-23: INR 59,804 crores Advances of INR 38,951 crores with a focused approach towards secured small ticket lending 	 <ul style="list-style-type: none"> Diversified portfolio with focus on robust yields resulting in healthy/ steady NIMs NIM of 3.48% for Q3FY24 	 <ul style="list-style-type: none"> Gross NPA at 3.43% and Net NPA at 1.22% Provision Coverage Ratio at 76.42% Credit cost at 0.28% for Q3FY24 	 <ul style="list-style-type: none"> Cost to Average Assets at 2.63% for Q3FY24 Cost to Income at 64.61% for Q3FY24 Headcount at 10,539 and branch network at 440 	 <ul style="list-style-type: none"> Return on Assets at 0.86% for Q3FY24 Return on Equity at 11.30% for Q3FY24
	<ul style="list-style-type: none"> Aim to double the Balance Sheet size every three to four years Mortgages (Home Loan + LAP), MSME/SME, Gold Loan, Co-lending, AIB, Construction Finance expected to lead the growth 	<ul style="list-style-type: none"> Business Model NIMs 365 bps to 375 bps Improving CASA, diversified Advances portfolio, achieving Agri PSL and containing NPAs 	<ul style="list-style-type: none"> Target GNPA below 2.50% and NNPA of 1.00%. Business Model Credit costs of 45 bps to 55 bps to Average Assets Target margin of safety (Operating Profit / Provisions of 3 to 4 times) 	<ul style="list-style-type: none"> Target Cost to Income Ratio of 55% or below in near term Target Cost to Average Assets of 2.40% to 2.50% 	<p>Return on Assets (ROA)</p> <ul style="list-style-type: none"> Target 1% or above in near term <p>Return on Equity (ROE)</p> <ul style="list-style-type: none"> Target closer to 14% in near term

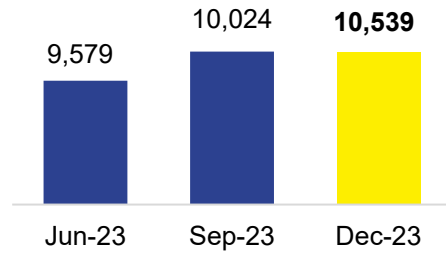
A person in a dark suit is holding a tablet computer. The background is a light blue gradient with various digital data visualizations overlaid, including line graphs with dots, bar charts, and a grid. The overall aesthetic is modern and tech-oriented.

Customer Service and Digital Initiatives

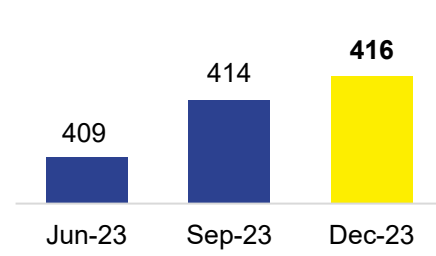
Well Penetrated Distribution Network



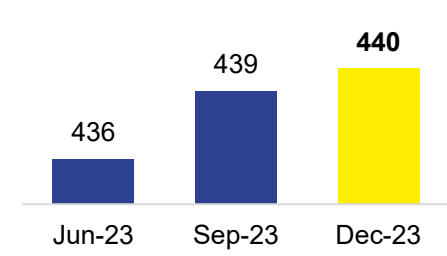
Head count



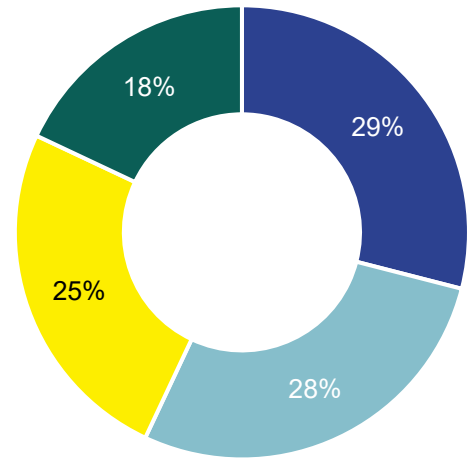
ATMs



Branches

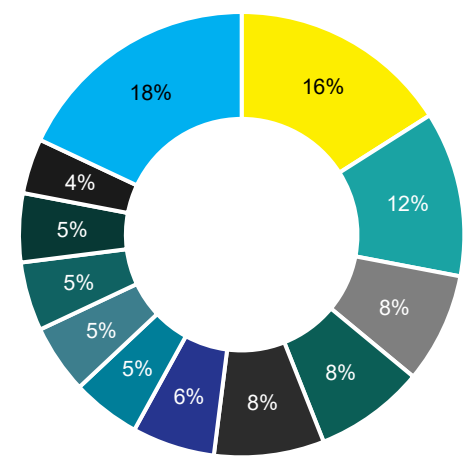


Region wise Branches (%)



■ Metro ■ Urban ■ Semi Urban ■ Rural

State wise Branches (%)



■ Maharashtra ■ Odisha ■ Telangana
 ■ Gujarat ■ Madhya Pradesh ■ Karnataka
 ■ Andhra Pradesh ■ Delhi ■ Uttar Pradesh
 ■ Rajasthan ■ Haryana ■ Others

Note: Map not to scale. All data, information, and maps are provided "as is" without warranty or any representation of accuracy, timeliness or completeness

Mobile Applications

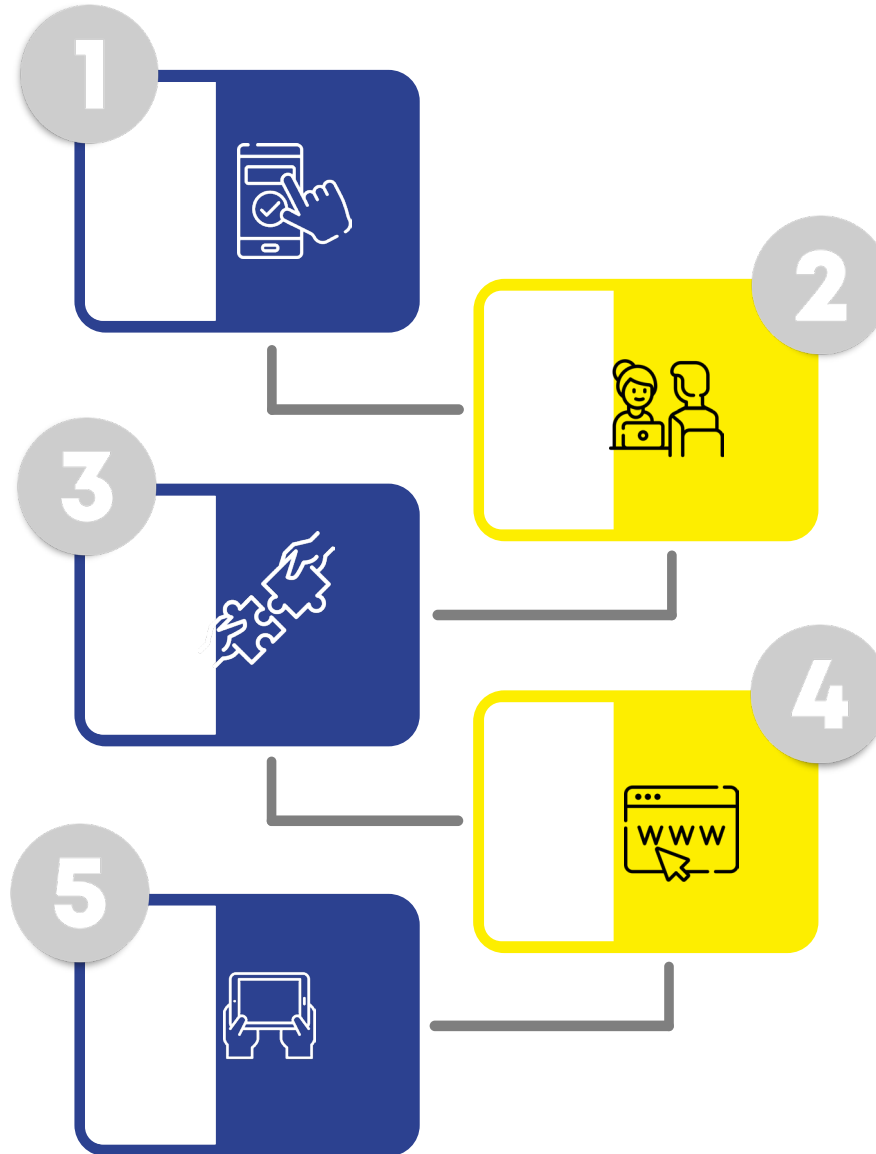
- Mobile Banking for multilingual Retail customers with Interest certificate & Positive Pay feature enabled
- Gold Loan customers, FATCA declaration, FD nominee registration via DCB Mobile Banking
- Zippi + - paperless and digital onboarding journey for new customers
- WhatsApp Banking
- SMS Banking and Missed Call services

Alliances

- Bank is digitally acquiring NTB customers in partnership with Niyu.
- Co-lending- Bank has 10 active partners.
- Bank is now integrated with the GOI Income Tax Portal (TIN 2.0) i.e., DCB is now a designated Agency bank to collect Income Tax and other Direct Taxes on behalf of the Central Board of Direct Taxes (CBDT)

Customer Friendly Onboarding Process

- Paperless onboarding process with e-KYC/ Video KYC
- Fully digitized end to end customer onboarding product (CUBE).
- Self Service Kiosks at branches with new feature of dormant account activation
- Video based personal discussion
- CIDF (Customer Investment Declaration Form) acceptance taken from customer
- Customer intimation on amendment processing



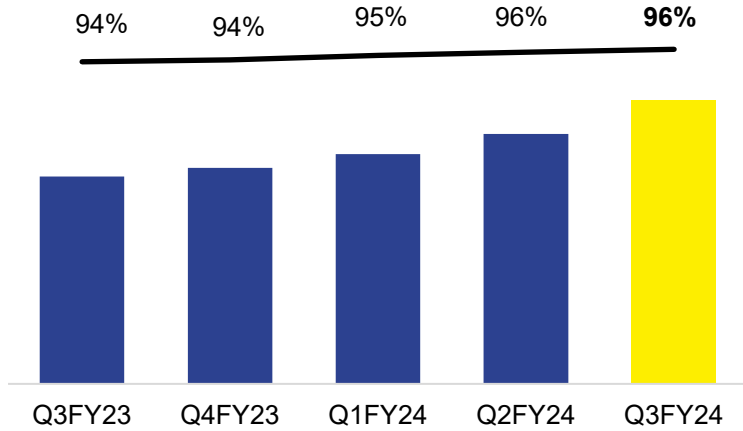
Technology Adoption

- Blockchain – adopted 'Blockchain' for use cases such as multi authentication for ATM management
- AR/ VR banking – AR implementation for use cases as branch locator
- API Banking – 200+ services in API sandbox
- Social Command Center – for customer servicing and marketing

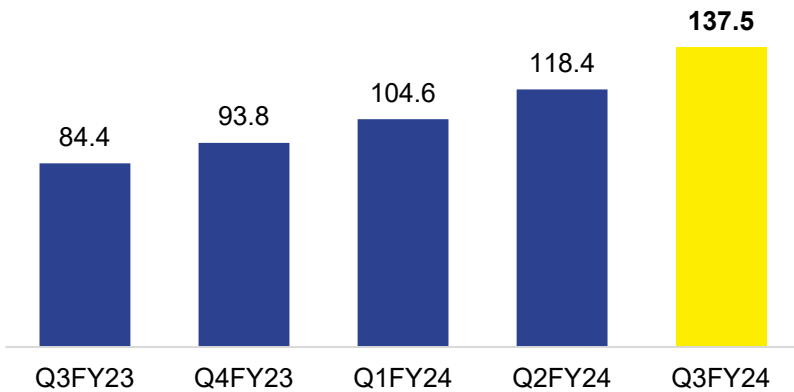
Web Applications

- Internet Banking for both Retail and Corporate customers – functionality across deposit products, payment services and others
- NEFT/ RTGS 24*7 is available via Internet Banking
- DCB Remit – flagship product for foreign exchange remittance
- DCB EazyBee – reimagined and simplified user journey for Mutual Fund investments
- NRI Online platform – NRI customer onboarding platform
- Customer Investment Declaration Form
- My Documents – user-friendly portal for documents related to customers
- New Intranet portal with user friendly experience
- IMPS transactions are enabled for NRI Customers. Customers can perform transaction from Mobile Banking, Internet banking or DCB Bank Branch
- New Mode of payment i.e. ENACH enabled in Gradatim for gold loan customers.

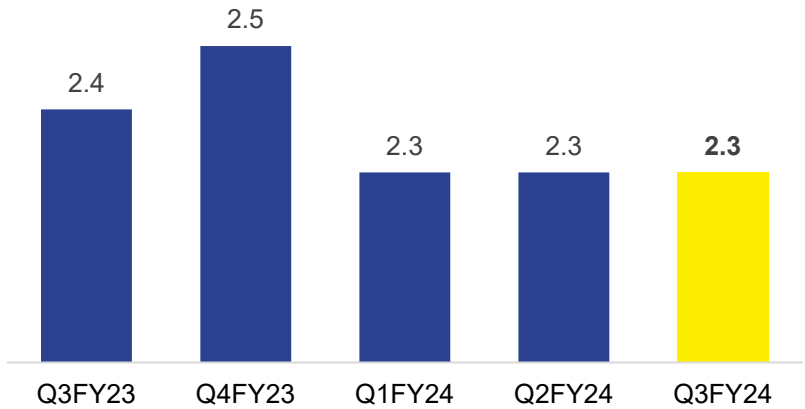
Digital Transactions (% of Total Transactions)



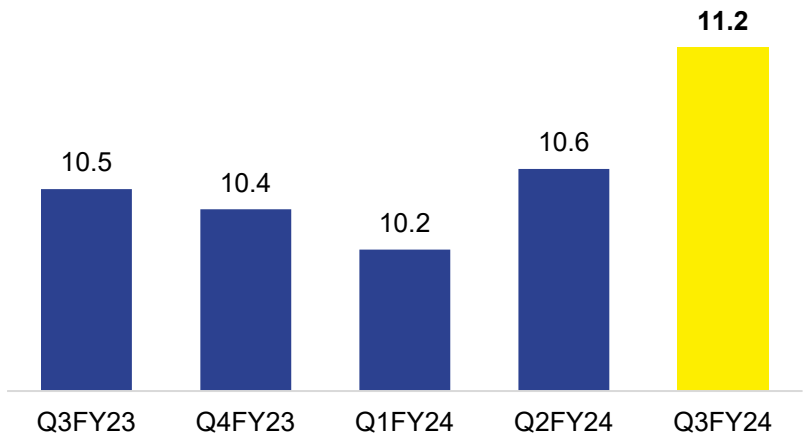
UPI Transactions (In Lakhs)



Personal Internet Banking Transactions (In Lakhs)



Mobile Banking Transactions (In Lakhs)





Board & Management

Amy Jassani

Independent Director

A Fellow Member of the Institute of Chartered Accountants with more than 30 years of experience, mainly with the big four accounting firms. He is also a Fellow member of the Institute of Company Secretaries of India and has passed the Certified Information System Auditor's (CISA) and Social Auditor's Certification examinations.

Farokh Subedar

Independent Director and Chairman

A Member of the Institute of Chartered Accountants of India and the Institute of Company Secretaries of India. He has vast experience in the areas of business management, finance, taxation, law, risk management and accounts. He has been also functioned as the Chief Financial Officer and Company Secretary of Tata Sons.

Iqbal Khan

Non-Independent Director

A Senior Partner at Shardul Amarchand Mangaldas & Co. and member of the Private Equity and Mergers and Acquisitions Practice Group. He completed his J.D. from Columbia Law School, & LL.B. from London School of Economics and Political Science.

Lakshmy Chandrasekaran

Independent Director

A Member of the Institute of Chartered Accountant having 35 years of experience in the field of Accountancy, Finance, Taxation, and Risk Management. She is a Senior Partner of M/S.P.CHANDRASEKAR LLP, Chartered Accountants,

Murali M Natrajan

Managing Director & CEO

A Fellow Member of the Institute of Chartered Accountant, he is the Managing Director & Chief Executive Officer of the Bank since April 2009 and has 38 years global experience in financial services in Standard Chartered Bank, Citibank and American Express.

Rafiq Somani

Independent Director

A Master in Marketing Management with 33 years of experience in the field of Information Technology. He is currently working as the Area Vice President at ANSYS Inc.

Shabbir Merchant

Independent Director

A Masters in Personnel Management with more than 32 years of experience. He is the founder of Valulead Consulting, a leadership consulting firm.

Somasundaram PR

Independent Director

A Member of the Institute of Chartered Accountants of India and Cost Accountant with over 31 years' experience across various Unilever Group companies in India and abroad, Standard Chartered Bank and others. Currently he is the Regional CEO- India of World Gold Council in India.

Tarun Balram

Independent Director

A senior banker with almost 30 years of experience with HSBC in the Corporate and Institutional banking domain. He worked in various capacities including Managing Director and Head India - Corporate & Institutional Banking, covering HSBC's Corporate & Financial Sector Clients (local and multi-national).

Thiyagarajan Kumar

Independent Director

A business leader with over 37 years of experience with Hindustan Lever/ Unilever & the Times Group, in the finance, commercial, governance, audit/ assurance functions.

Abhijeet Roy

- Designation: *Head - Admin Projects Properties & Procurement*
- Years of Experience: 25+

Abhijit Bose

- Designation: *Chief Credit Officer*
- Years of Experience: 33+

Ajay Mathur

- Designation: *Head – Collections & Commercial Vehicles*
- Years of Experience: 31+

Ajit Kumar Singh

- Designation: *Head – Treasury, FIG Business & Investor Relations*
- Years of Experience: 31+

Ashu Sawhney

- Designation: *Head – Human Resources*
- Years of Experience: 31+

Bappa Roy

- Designation: *Head – Product Deposits, TPD & Gold Loan*
- Years of Experience: 32+

Damodar Agarwal

- Designation: *Head – Strategic Initiatives & Alternate Channels*
- Years of Experience: 28+

Gaurav Mehta

- Designation: *Head – Marketing, PR, Corporate Communication, CSR*
- Years of Experience: 29+

J. K Vishwanath

- Designation: *Head – Corporate, Construction Finance & SME Banking*
- Years of Experience: 30+

Kamala Kant Pandey

- Designation: *Head – Acquisitions Loans, Deposits & Gold Loan*
- Years of Experience: 29+

Krishna Ramasankaran

- Designation: *Head Credit – Retail & SME*
- Years of Experience: 28+

Manoj Joshi

- Designation: *Chief Compliance Officer and Chief Internal Vigilance*
- Years of Experience: 29+

Murali M. Natrajan*

- Designation: *MD & CEO*
- Years of Experience: 40+

Meghana Rao

- Designation: *Head – Branch Operations and Operations*
- Years of Experience: 23+

Murali Rao

- Designation: *Chief Technology Officer*
- Years of Experience: 23+

Narendranath Mishra

- Designation: *Head – Retail & Agri Loans*
- Years of Experience: 24+

N C Kaushal

- Designation: *Head – Digital Banking*
- Years of Experience: 32+

Praveen Kutty*

- Designation: *Head – Retail Banking & AIB Banking*
- Years of Experience: 33+

Pankaj Sood

- Designation: *Head – Retail & Emerging Branch Banking*
- Years of Experience: 27+

R. Venkatesh

- Designation: *Head – Operations, Information Technology, Human Resource & CIO*
- Years of Experience: 33+

Ravi Kumar

- Designation: *Chief Financial Officer*
- Years of Experience: 28+

Rubi Chaturvedi

- Designation: *Company Secretary*
- Years of Experience: 17+

Sridhar Seshadri

- Designation: *Chief Risk Officer*
- Years of Experience: 40+

T P Anuradha

- Designation: *Chief Internal Auditor*
- Years of Experience: 24+

Vikash Agarwal

- Designation: *Head – Marketing Services*
- Years of Experience: 25+

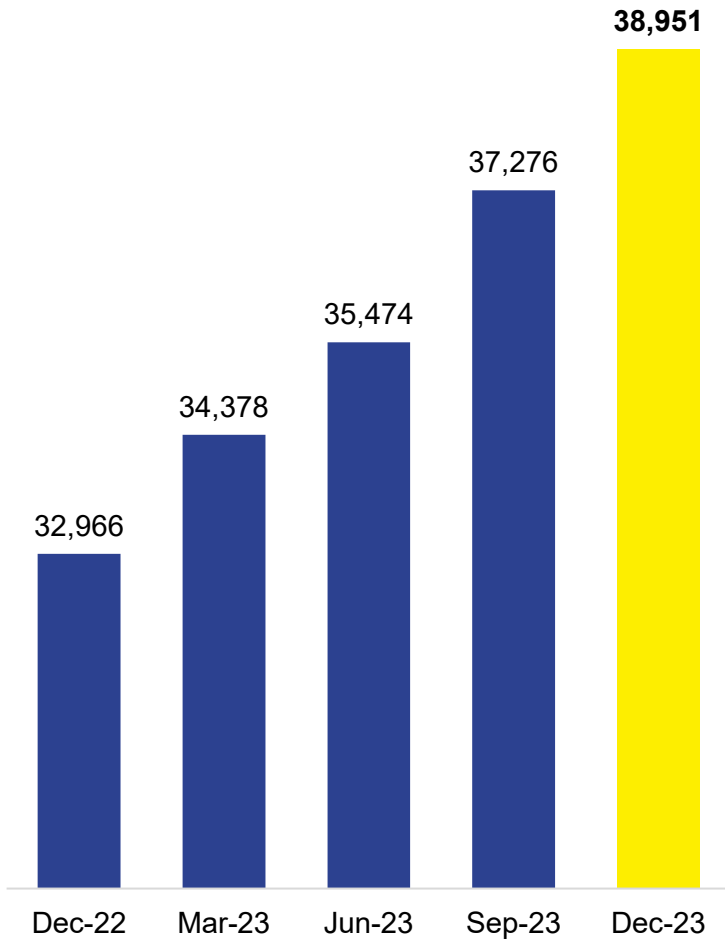
*Term of Mr. Murali M. Natrajan ends on April 28, 2024 and RBI vide its letter dated January 16, 2024, has conveyed its approval for appointment of Mr. Praveen Kutty as Managing Director & CEO (MD & CEO) of the Bank for a period of three years with effect from April 29, 2024.



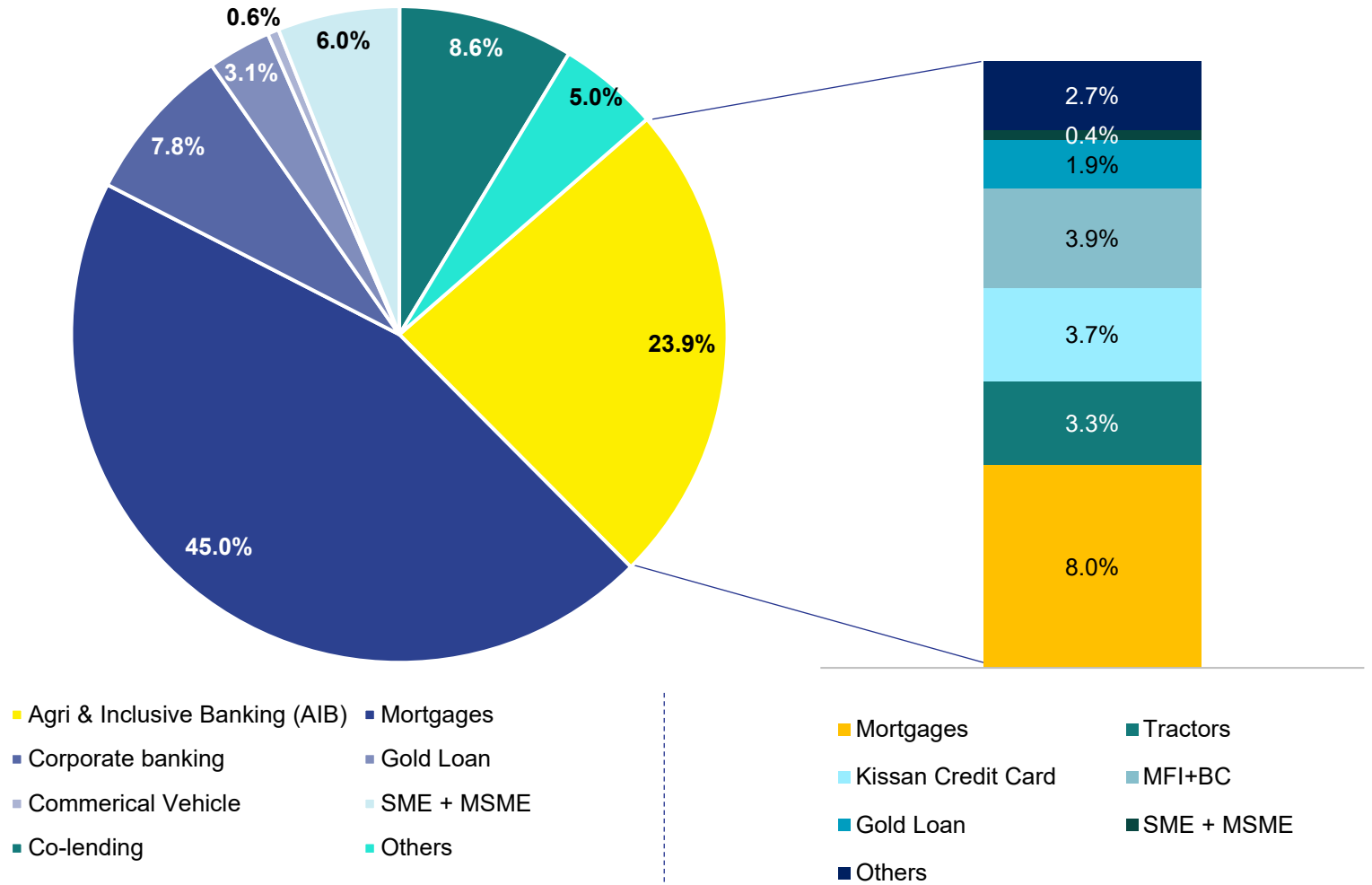
UPDATES

Business Update

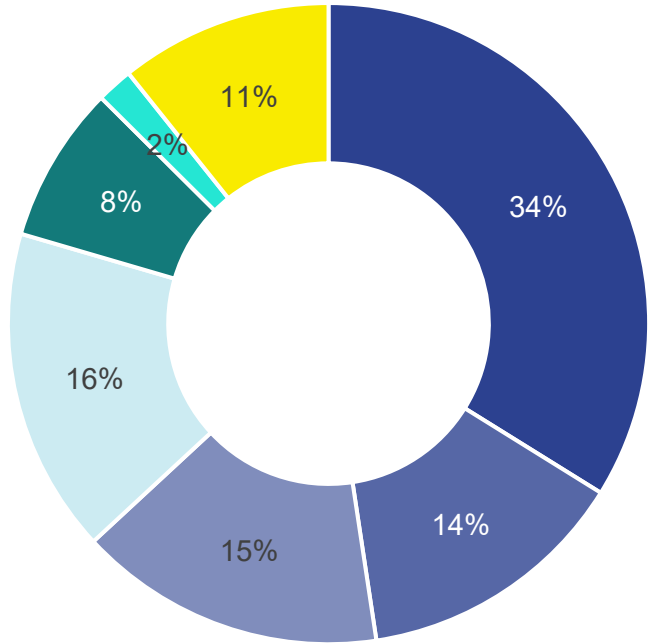
Advances (INR crores)



Product Mix (As on 31-Dec-23)

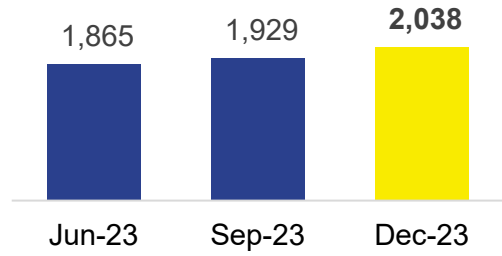


Product Mix

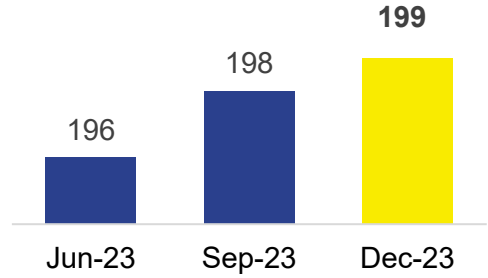


- Mortgages
- Tractors
- Kissan Credit Card
- MFI+BC
- Gold Loan
- SME + MSME
- Others

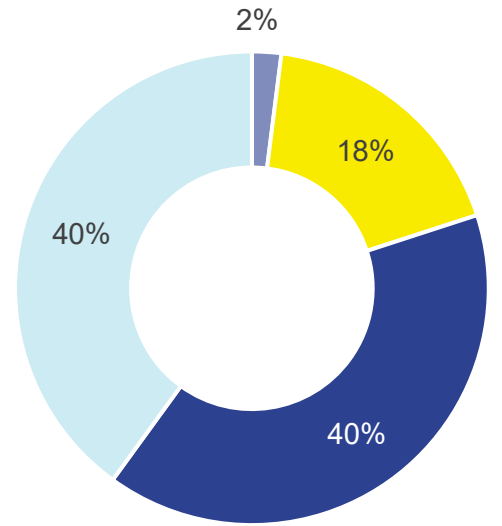
Headcount



Branches

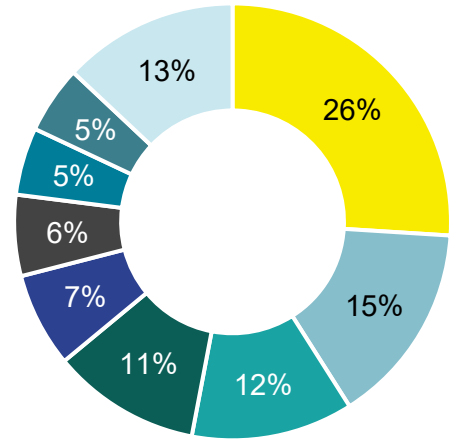


Region wise Branches



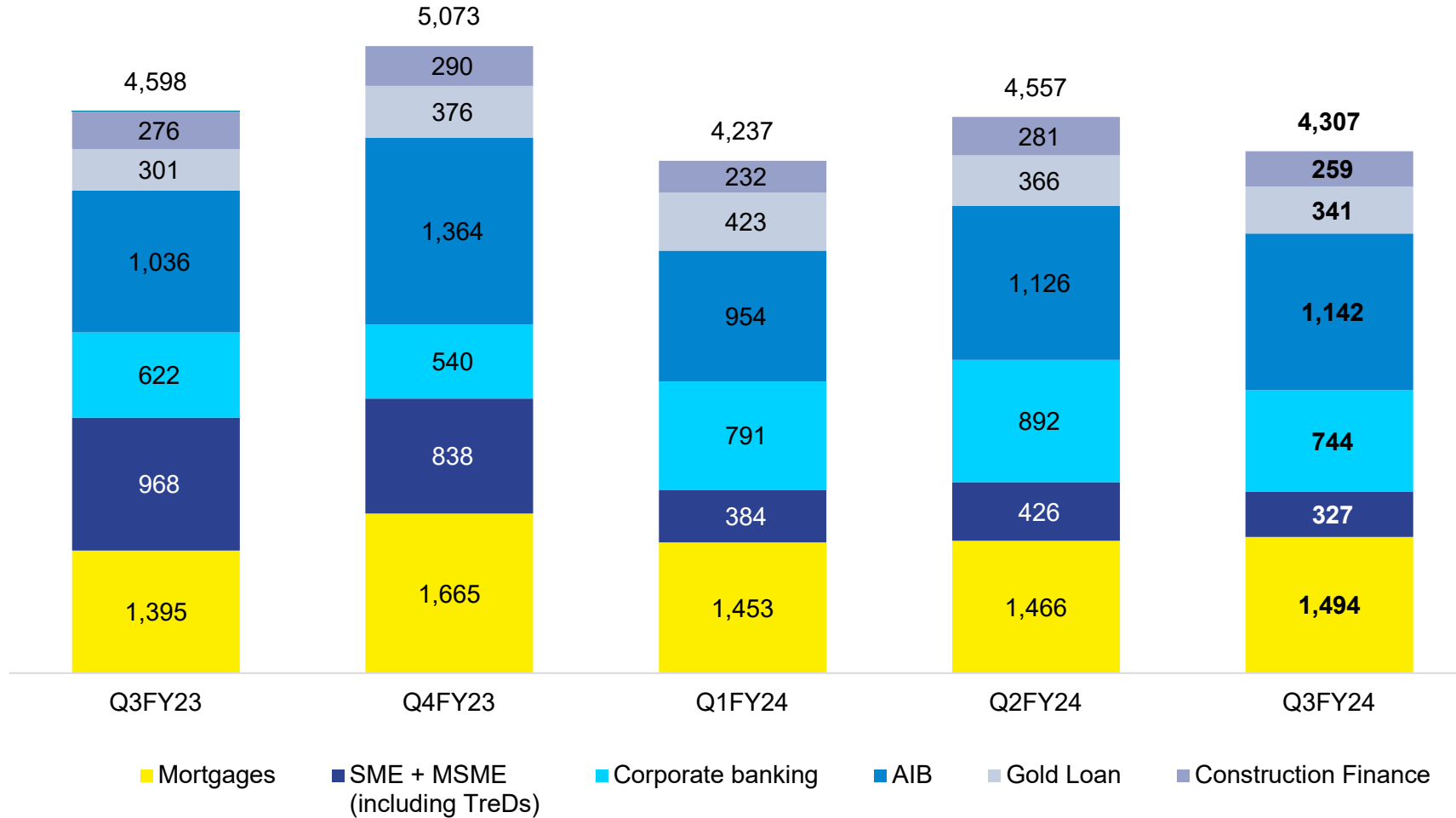
- Metro
- Urban
- Semi Urban
- Rural

State wise Branches

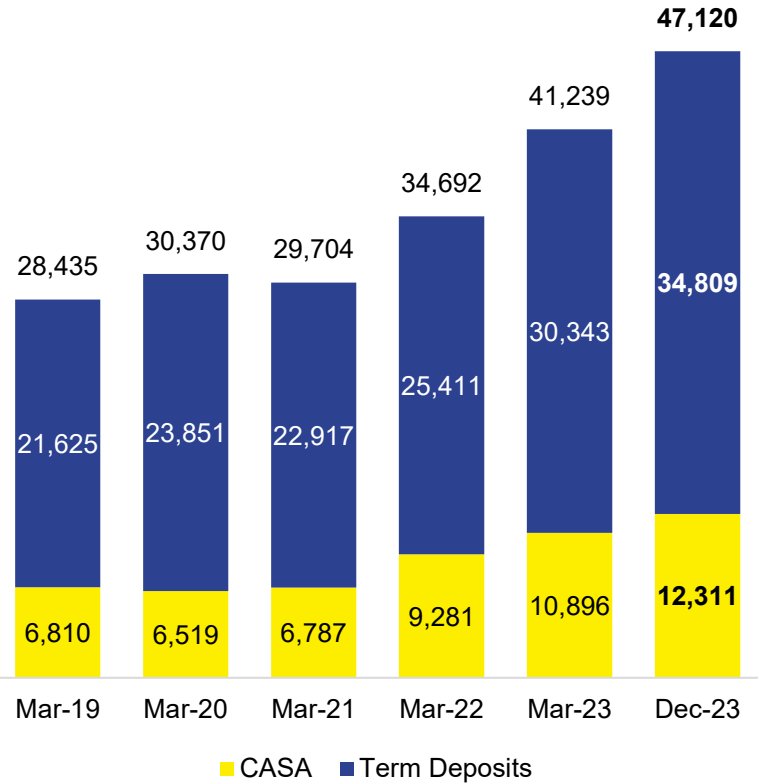


- Odisha
- Madhya Pradesh
- Maharashtra
- Telangana
- Chhattisgarh
- Andhra Pradesh
- Gujarat
- Karnataka
- Others

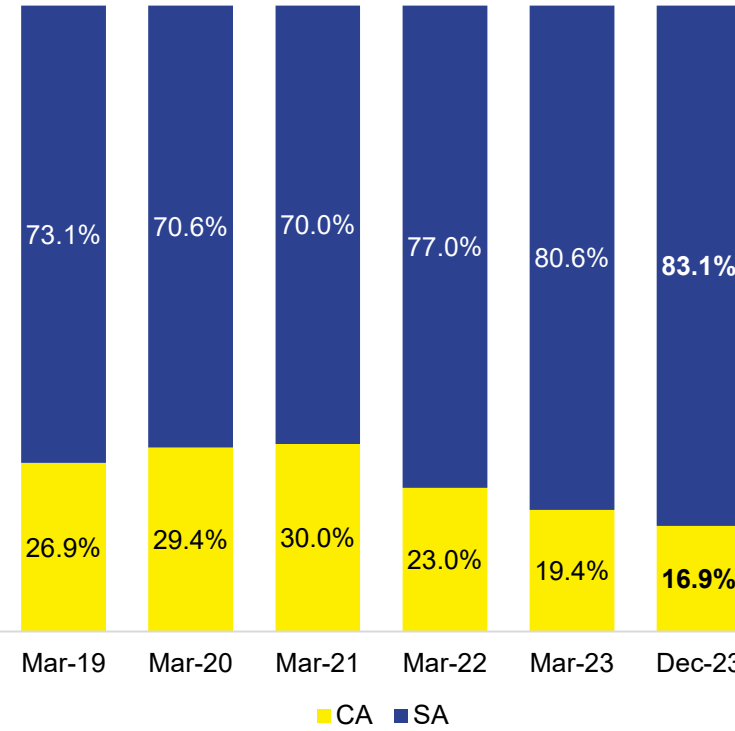
Product wise Disbursement Trends (INR crores)



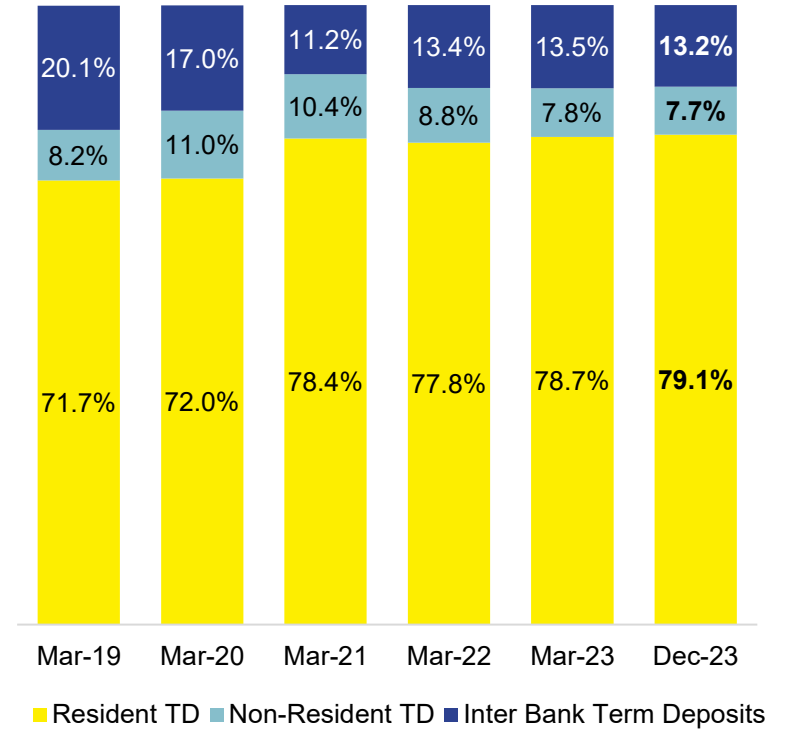
Deposits (INR crores)



CASA Mix (%)

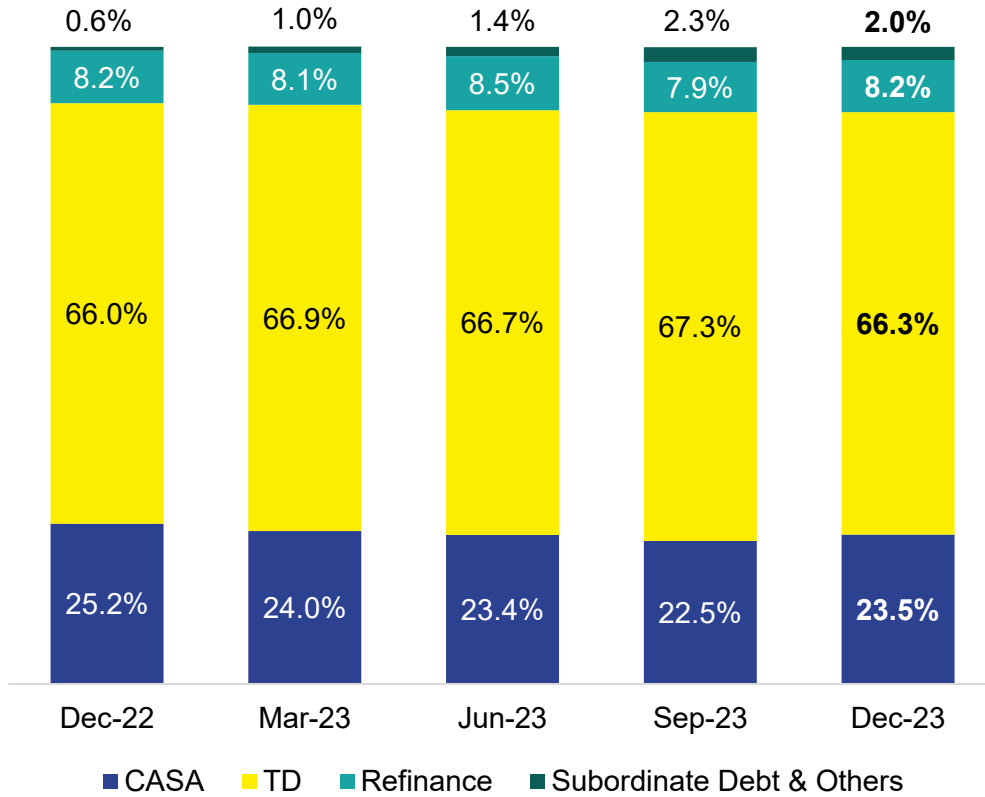


Term Deposits Mix (%)



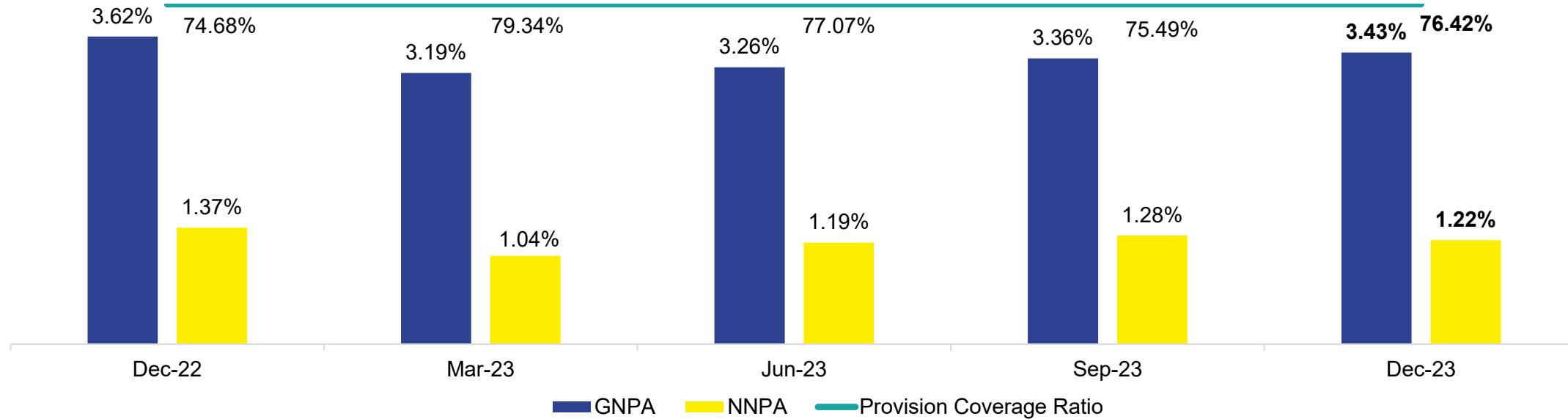
Top 20 deposits contribute 6.75% of Total Deposits

Funding Mix (INR crores)



Credit Rating

Instruments	CRISIL
Long Term – Subordinated Debt	AA-/Stable
Certificates of Deposits	A1+
Short – Term Fixed Deposits	A1+



Gross NPA Movement (INR Crores)	Dec-22	Mar-23	Jun-23	Sep-23	Dec-23
Opening Balance (A)	1,249	1,223	1,123	1,181	1,281
(+) Fresh Slippages	401	267	340	393	426
(+) Addition to Existing NPAs	2	2	2	2	2
Sub-Total (B)	403	269	342	395	428
(-) Recoveries	155	142	104	104	120
(-) Upgrades	220	164	107	185	219
Sub-Total (C)	375	306	211	289	339
(-) Write Offs / Sacrifice (D)	54	63	73	6	2
Closing Balance (A+B-C-D)	1,223	1,123	1,181	1,281	1,368
Fresh Slippage Ratio	5.20%	3.28%	3.99%	4.48%	4.63%
Recoveries & Upgrades to Slippages	93%	114%	62%	73%	79%

Product wise Gross NPA (INR Crores)	Dec-22	Mar-23	Jun-23	Sep-23	Dec-23
Mortgages	290	270	316	361	420
SME+MSME	147	130	138	154	165
Corporate	215	199	221	228	228
AIB	290	274	294	300	324
Gold Loans*	29	19	24	42	32
Commercial Vehicle	208	179	152	155	157
Others	44	52	36	41	42
Total	1,223	1,123	1,181	1,281	1,368

*Includes Co-Lending

Restructured Advances

(INR crores)	Jun-2023			Sep-2023			Dec-2023		
	Restructured	Provision	Net outstanding	Restructured	Provision	Net outstanding	Restructured	Provision	Net outstanding
Standard	1,618	209	1,409	1,461	194	1,267	1,337	178	1,159
NPA	361	176	185	394	196	198	426	239	187
Total	1,979	385	1,594	1,855	390	1,465	1,763	417	1,346

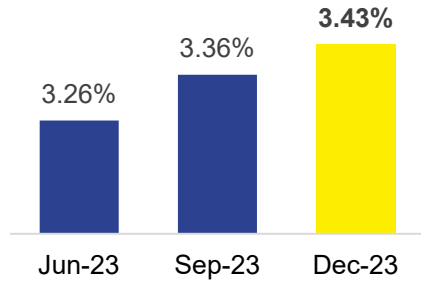
Collection Efficiency (%) – Bucket 0

Portfolio	Dec-22	Mar-23	Jun-23	Sep-23	Oct-23	Nov-23	Dec-23
Business Loans (LAP)	98.6%	98.8%	98.4%	98.6%	98.5%	98.5%	98.8%
Home Loans	98.9%	98.7%	98.6%	98.7%	98.8%	98.9%	98.9%
CV Loans	94.8%	96.0%	93.0%	94.0%	94.3%	94.0%	95.7%

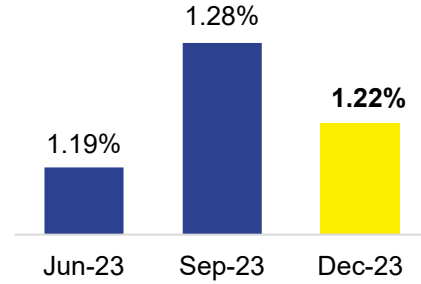
Collection Efficiency Overall (Including delinquent and restructured book) %

Portfolio	Dec-22	Mar-23	Jun-23	Sep-23	Oct-23	Nov-23	Dec-23
Business Loans (LAP)	97.3%	97.9%	97.2%	97.3%	97.0%	96.9%	97.4%
Home Loans	98.3%	97.7%	97.5%	97.6%	97.7%	97.7%	97.7%
CV Loans	92.4%	93.6%	88.6%	90.6%	90.6%	89.6%	91.6%

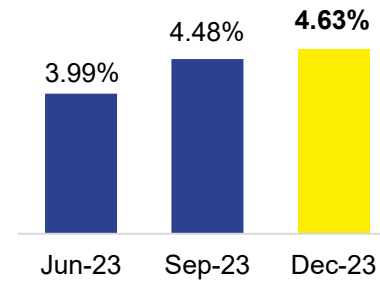
Gross NPA (%)



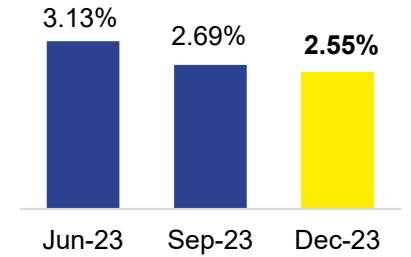
Net NPA (%)



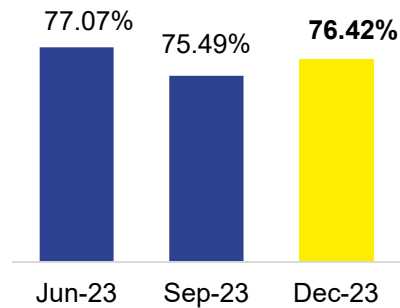
Slippages (%)



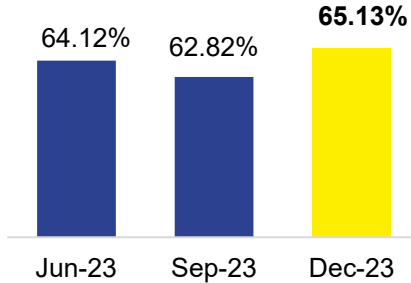
Slippages (excl. Gold Loan) (%)



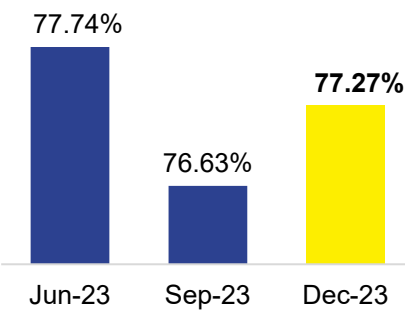
PCR (Incl. Technical write-off)



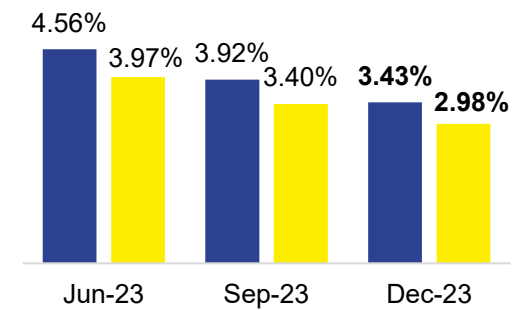
PCR (excl. Technical write-off)



PCR (excl. Gold Loans)



Standard restructured Advances (%)*



■ Gross ■ Net

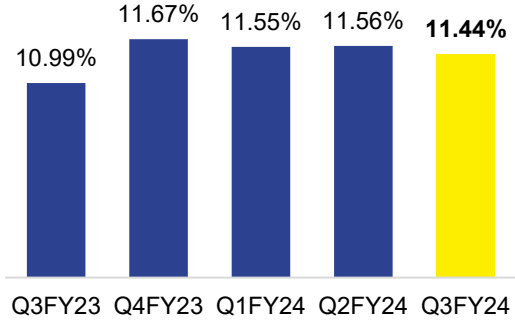
*Calculated as a percentage of net advances

Provisions – Balance Sheet

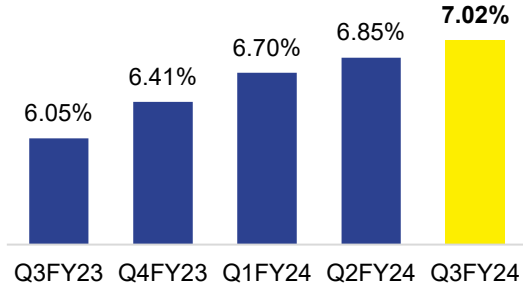
(INR crores)	Jun-2023	Sep-2023	Dec-2023
Performing Advances (A)	35,080	36,827	38,499
Provisions excluding NPA Provision (B)	532	515	467
Provision as a percentage of Performing Advances (B/A)	1.52%	1.40%	1.21%

Key Ratios (Q-o-Q)

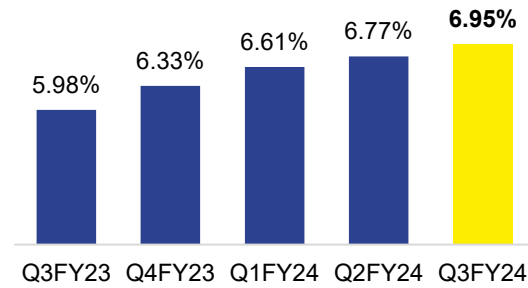
Yield on Advances (%)



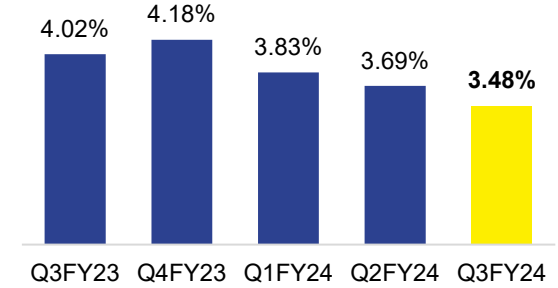
Cost of Funds



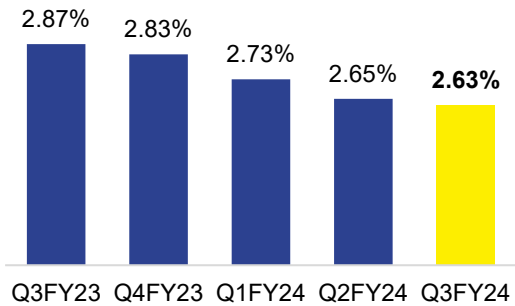
Cost of Deposits



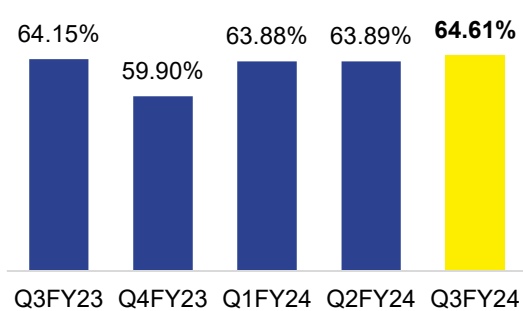
Net Interest Margins



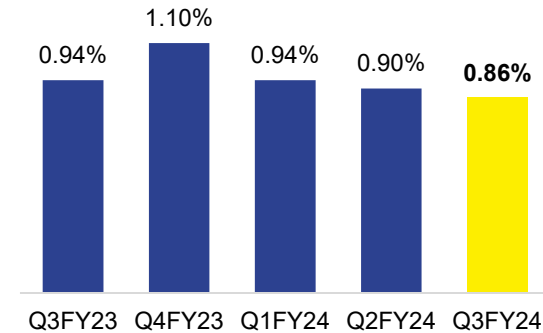
Cost to Average Assets



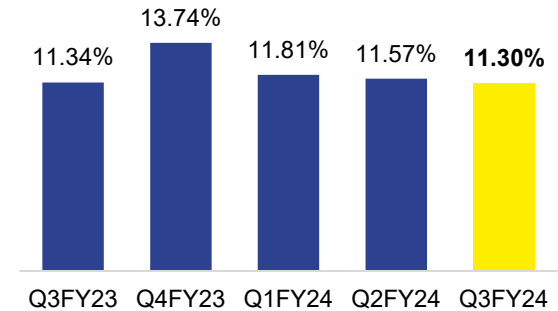
Cost to Income Ratio



Return on Assets

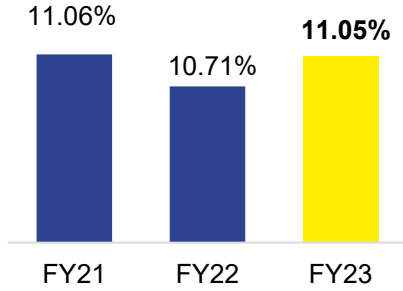


Return on Equity

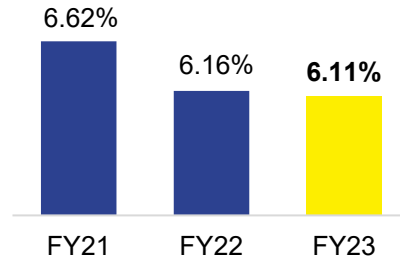


Key Ratios (Y-o-Y)

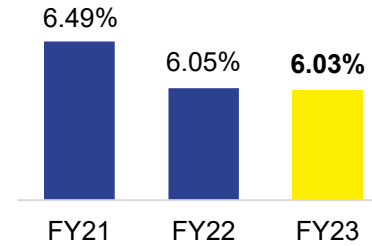
Yield on Advances (%)



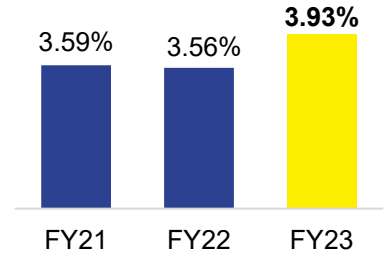
Cost of Funds



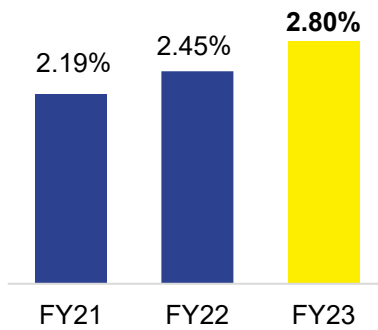
Cost of Deposits



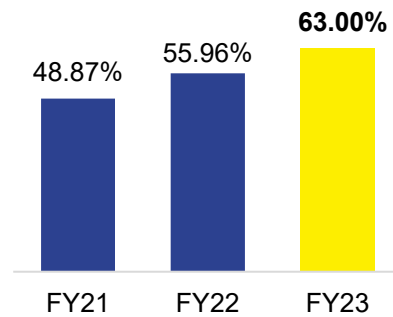
Net Interest Margins



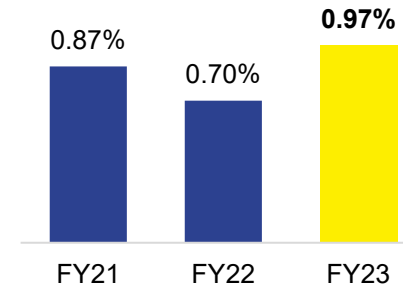
Cost to Average Assets



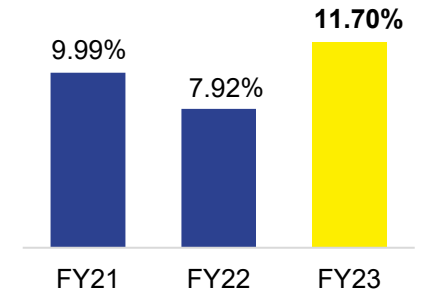
Cost to Income Ratio



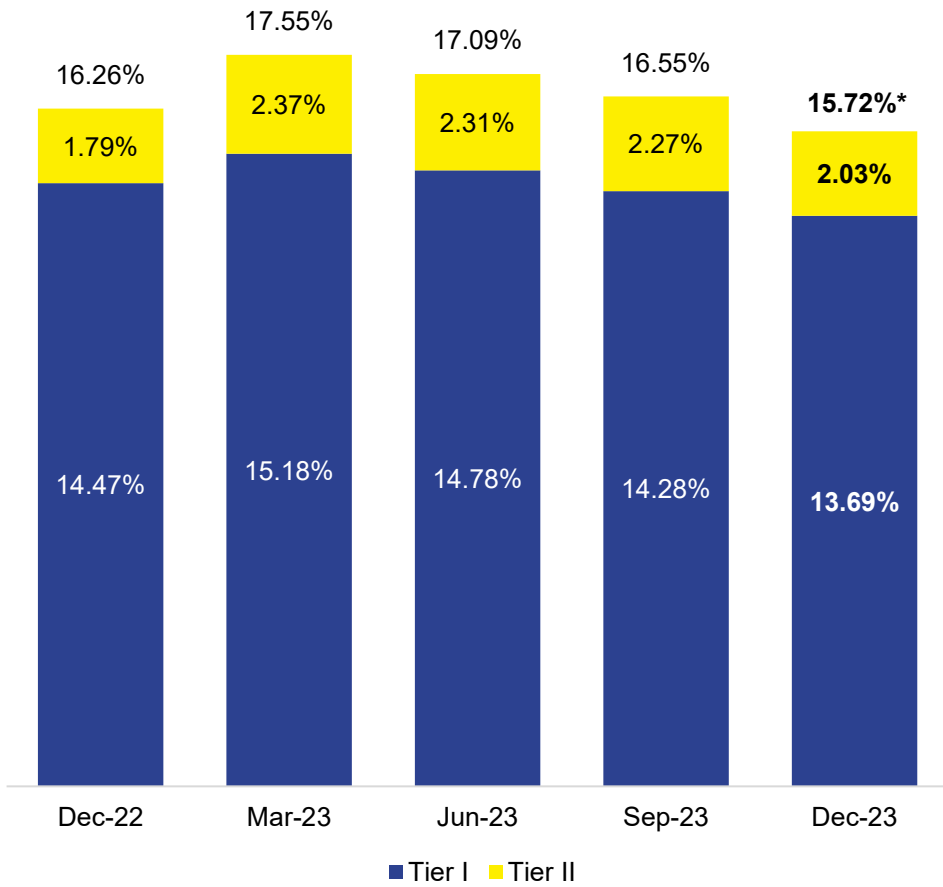
Return on Assets



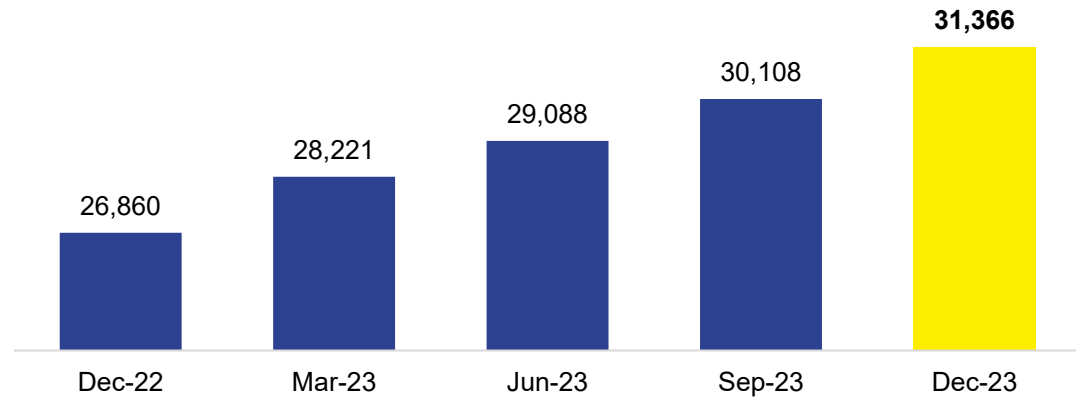
Return on Equity



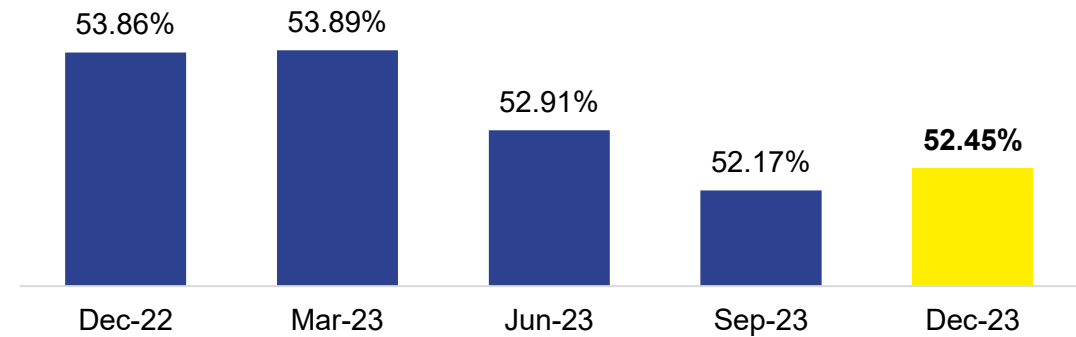
Capital Adequacy Ratio (%)



Risk Weighted Assets (INR crores)

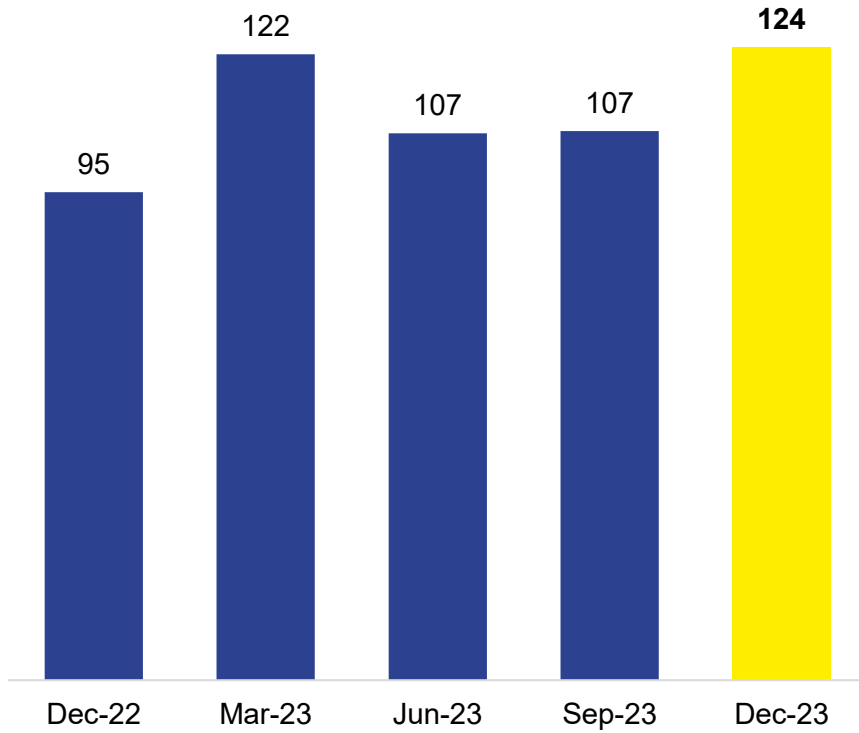


Risk Weighted Assets / Total Assets (%)

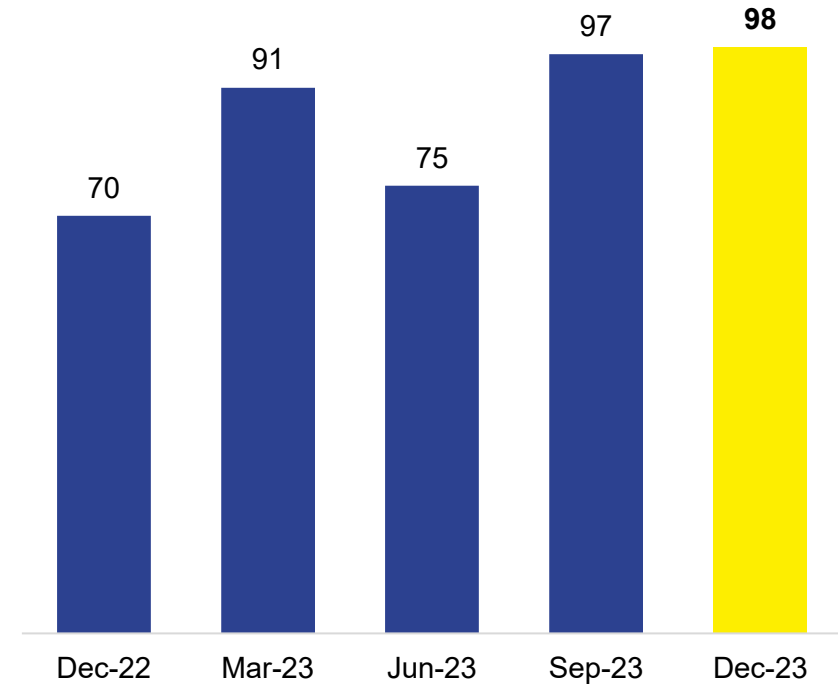


*The impact of RBI circular dated November 16, 2023 was 23 basis points on capital adequacy ratio as of Dec 31, 2023.

Non-Interest Income (INR crores)



Core Fee Income (INR crores)



Financial Highlights



Profit & Loss Statement – Q3FY24

(INR crores)	Q3FY24	Q3FY23	Y-o-Y	Q2FY24	Q-o-Q	FY23
Interest Income	1,374	1,072		1,306		4,200
Interest Expense	900	626		830		2,483
Net Interest Income	474	446	+6%	476	0%	1,717
Other Income	124	95	+30%	107	+15%	409
- Commission, Exchange and Brokerage	98	70		97		303
- Profit/(Loss) on sale of Investments	14	2		4		11
- Profit/(Loss) on Exchange Transactions	4	5		4		28
Total Income	598	541	+10%	583	+3%	2,126
Operating Expenses	386	347	+11%	372	+4%	1,339
Employee Expenses	198	180		189		693
Other Expenses	188	167		183		646
Operating Profit	212	194	+9%	211	0%	787
Provisions and Contingencies	41*	41	1%	40	+3%	159
Net Profit Before Tax	171	153	+11%	171	0%	628
Tax	44	39		44		162
Profit After Tax	127	114	+11%	127	0%	466

*Includes a provision of Rs. 4.54 crores in respect of investments in Alternate Investment Funds (AIFs) pursuant to the RBI circular dated December 19, 2023.

Profit & Loss Statement – Q-o-Q

(INR crores)	Q3FY23	Q4FY23	Q1FY24	Q2FY24	Q3FY24
Interest Income	1,072	1,179	1,238	1,306	1,374
Interest Expense	626	693	767	830	900
Net Interest Income	446	486	471	476	474
Other Income	95	122	107	107	124
- Commission, Exchange and Brokerage	70	91	75	97	98
- Profit/(Loss) on sale of Investments	2	1	3	4	14
- Profit/(Loss) on Exchange Transactions	5	7	5	4	4
Total Income	541	608	578	583	598
Operating Expenses	347	364	369	372	386
Employee Expenses	180	186	195	189	198
Other Expenses	167	178	174	183	188
Operating Profit	194	244	209	211	212
Provisions and Contingencies	41	53	38	40	41*
Net Profit Before Tax	153	191	171	171	171
Tax	39	49	44	44	44
Profit After Tax	114	142	127	127	127

*Includes a provision of Rs. 4.54 crores in respect of investments in Alternate Investment Funds (AIFs) pursuant to the RBI circular dated December 19, 2023.

(INR crores)	Dec-22	Mar-23	Jun-23	Sep-23	Dec-23
Capital & Liabilities					
Shareholders Equity	4,422	4,566	4,656	4,784	4,912
Deposits	39,506	41,239	43,009	45,496	47,120
Borrowings	3,825	4,118	4,730	5,190	5,372
Other Liabilities and Provisions	2,113	2,443	2,579	2,240	2,400
Total	49,866	52,366	54,974	57,710	59,804

(INR crores)	Dec-22	Mar-23	Jun-23	Sep-23	Dec-23
Assets					
Cash, Interbank etc.	3,157	2,368	2,902	2,692	2,527
Investments	10,854	12,582	13,395	14,676	15,443
Advances	32,965	34,378	35,474	37,276	38,951
Fixed Assets	773	826	837	859	863
Other Assets	2,117	2,212	2,366	2,207	2,020
Total	49,866	52,366	54,974	57,710	59,804

Profit & Loss Statement – Trend

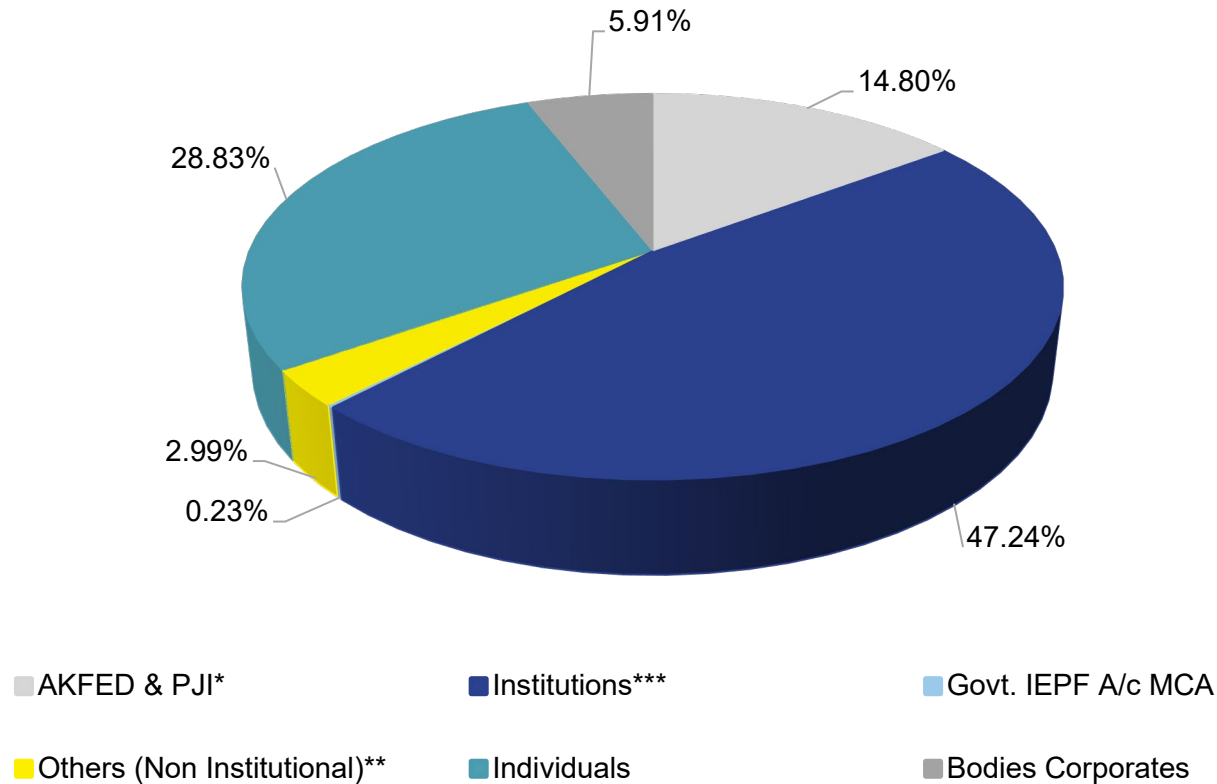
(INR crores)	FY19	FY20	FY21	FY22	FY23	Y-o-Y
Interest Income	3,041	3,537	3,458	3,513	4,200	+20%
Interest Expense	1,892	2,272	2,171	2,155	2,483	+15%
Net Interest Income	1,149	1,265	1,287	1,358	1,717	+26%
Other Income	344	388	445	452	409	-9%
- Commission, Exchange and Brokerage	240	241	196	238	303	
- Profit/(Loss) on sale of Investments	39	65	143	81	11	
- Profit/(Loss) on Exchange Transactions	22	19	23	28	28	
Total Income	1,493	1,653	1,732	1,810	2,126	+18%
Operating Expenses	853	903	847	1,013	1,339	+32%
Employee Expenses	434	459	434	539	693	+29%
Other Expenses	419	444	413	474	646	+37%
Operating Profit	640	750	885	797	787	-1%
Provisions and Contingencies	133	258	432	407	159	-61%
Net Profit Before Tax	507	492	453	390	628	+61%
Tax	182	154	117	102	162	+59%
Profit After Tax	325	338	336	288	466	+62%

Balance Sheet – Trend

(INR crores)	Mar-19	Mar-20	Mar-21	Mar-22	Mar-23	Y-o-Y
Capital & Liabilities						
Shareholders Equity	3,116	3,422	3,759	4,049	4,566	+13%
Deposits	28,435	30,370	29,704	34,692	41,239	+19%
Borrowings	2,723	3,408	4,482	4,082	4,118	+1%
Other Liabilities and Provisions	1,518	1,305	1,657	1,970	2,443	+24%
Total	35,792	38,505	39,602	44,793	52,366	+17%

(INR crores)	Mar-19	Mar-20	Mar-21	Mar-22	Mar-23	Y-o-Y
Assets						
Cash, Interbank etc.	2,793	3,546	3,039	4,091	2,368	-42%
Investments	7,844	7,742	8,414	9,051	12,582	+39%
Advances	23,568	25,345	25,737	29,096	34,378	+18%
Fixed Assets	526	546	569	661	826	+25%
Other Assets	1,061	1,326	1,843	1,894	2,212	+17%
Total	35,792	38,505	39,602	44,793	52,366	+17%

Shareholding as on December 31, 2023



Equity Shares as on December 31, 2023 – 312,114,639 shares

*AKFED: Aga Khan Fund for Economic Development & PJI: Platinum Jubilee Investment Ltd

**Includes Clearing Members (0.15%), Non-Resident Indians (1.56%), Trusts (0.01%), Unclaimed shares (0.44%) & Directors & their relatives (0.83%)

***Institutions includes 13.02% held by FII & FPI

*AKFED has expressed its interest to invest up to USD 10 million by subscribing to additional equity shares of the Bank, in compliance with applicable laws and regulations. The purpose is to further strengthen the Bank's capital position and support its growth plans. Further, the Board of Directors of the Bank in its meeting held on December 8, 2023 and Members of the Bank through Postal Ballot on January 9, 2024, have approved the proposal for issuance and allotment of up to 60,58,394 equity shares of face value of Rs.10/- each to AKFED, at an issue price of Rs.137/- per equity shares (which includes a premium of Rs.127/- per equity shares), for a total consideration of up to Rs. 83 crores by way of preferential allotment on a private placement basis subject to the regulatory approvals including RBI as may be required.

Key Non-Promoter Shareholders	%
Tata Mutual Fund*	5.19
HDFC Small Cap Fund	4.47
Franklin Templeton Asset Management (India) Pvt Ltd*	4.23
DSP Small Cap Fund	4.22
ICICI Venture Funds Management Company Limited (India Advantage Fund S4 I)	4.00
Oman India Joint Investment Fund II	2.95
Steinberg India Emerging Opportunities Fund Limited	2.76
ICICI Prudential Asset Management Company Limited*	1.62
LIC Mutual Fund Asset Management Limited*	1.58
Canara Robeco Small Cap Fund	1.12
Bajaj Allianz Life Insurance Company Ltd	1.09

*Held under various schemes/ funds/ entities.

- DCB Bank is promoted by the Aga Khan Fund for Economic Development (AKFED)
- AKFED is an international agency dedicated to promoting entrepreneurship and building economically sound companies
- AKFED operates as a network of affiliates with more than 90 separate project companies employing over 47,000 people.
- AKFED is active in the developing countries



Environment

- Total number of employees volunteered: **1,652**
- Total number of trees planted till date: **1,01,120**
- Oxygen produced by trees: **11,922 metric tonnes**
- Reduction of carbon from the atmosphere: **2,528 metric tonnes**
- Waste recycled promoting circular economy: **251 metric tonnes**
- Methane greenhouse gas reduction: **72 metric tonnes**
- Household biogas produced: **132 metric tonnes**
- Revival of village water bodies and ponds: **2,17,800 sq. ft.**
- Rainwater harvested for sustainable livelihood: **99,84,00,000 liters**



Social

- Sustainable livelihood created & lives impacted (Cuttack district, Odisha): **2,74,168 individuals**
- Promoting coastal ecosystem-based livelihoods via bee keeping for communities near mangroves in Uttara Kannada district, Karnataka: **2,500 direct & indirect beneficiaries**
- Household biogas plants for economically vulnerable rural families: **500 individuals as direct & indirect beneficiaries**
- Project Jal Sanrakshan sustainable livelihood- & water harvesting Aurangabad district, Maharashtra: **7,778 direct & indirect beneficiaries**
- Project Jal Vikas, sustainable livelihood and water harvesting for rural households Morena, Madhya Pradesh: **3,047 direct & indirect beneficiaries**

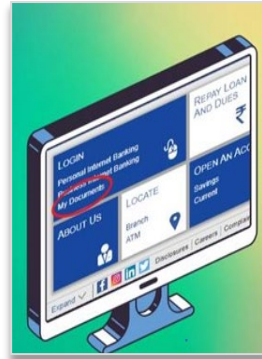


Governance

- The Board of Directors comprise executive and non-executive directors
- 80% of the Board consist of independent directors
- The Board of Directors meets at least 6 times in a year
- Most Board Committees consist of majority of independent directors

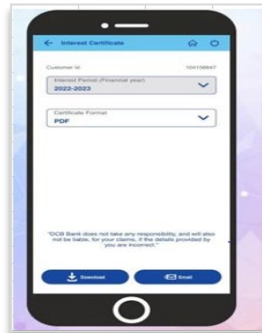
Deliverables Management System (DMS)

- The implementation of Phase III of the Deliverables Management System for a centralised Print and Deliverables Unit.
- **Benefits envisaged:**
 - Customers do not have to wait for bank letters
 - Time and efforts saved for printing and dispatch of letters




Interest Certificate in DCB Mobile Banking App

- Now enabled download of Interest Certificate through DCB Mobile Banking App.
- Interest Certificate provides a convenient way to know the interest earned for a given year for all CASA and Deposit Accounts consolidated in one file.



SaaS Dashboard (FINFLEX)

- The SaS Finflex daily dashboard is a representation of status from FINFLEX applications in specified presentation to facilitate stakeholders like Business, Credit, CROPS, MIS and Analytics etc
- **Benefits:**
 - Live status of SME NTB cases from "FINFLEX".
 - Detailed data in form of dashboard as well as MIS.
 - Monitoring & review on multiple levels with presentable graphics (Branch/State/Facility/Lead wise/etc. etc.)
 - In-build TAT calculation for all critical activities.
 - Data availability on dashboard for current and preceding 5 months at your fingertips.



Gradatim Upgrade

- Revamped the Gradatim system with screen reduction and additional validations to reduce the TAT of new Gold Loan account creation.
- This also includes compliance for loans for Priority Sector Lending, specifically Agricultural Loans.

Positive Pay in DCB Mobile Banking App


- Positive Pay is now live on the DCB Mobile Banking App.
- Positive pay is a fraud prevention system offered to customers to protect them against forged, altered, and counterfeit cheque.
- Positive Pay can be accessed through Website, Internet Banking, or WhatsApp.

Implementation of AV GSTD Files in CBDT Format

- Central Board of Direct Taxes (CBDT) has mandated NPCI to introduce the Account Validation (AV) process specific to their requirement with the addition of capturing PAN and account holder's names as available in the Core Banking System (CBS) of banks in the response file for matched records and NPCI providing CBDT Account Validation Files to member banks with single entity names.
- With the implementation of, one more entity in the name of GSTD, it is now impossible to submit response files in an automated manner, which leads to customer queries and delays in processing income tax refunds to credit the customer's account.

CIDF Acceptance Digital- Link Based Journey


Comprehensive digital document provided to the customer for the Risk Profile activity completed for obtaining authentication from the customer.



- Customer views the responses submitted before giving authentication
- Dispute cannot be raised by customer at a later date on incorrect response being captured in the system

NEFT/RTGS 24x7


NEFT/RTGS 24x7



- Now transfer funds round the clock
- NEFT or RTGS through –DCB Internet Banking
- NEFT – through DCB Mobile Banking App
- Integration with PayRoc application ensures transactions even when Finacle is under maintenance

Customer Intimation on Amendment Processing

Customers are updated on the status of their Amendment Request upon receipt of the service request, discrepancy marking, and rejection. This assists in keeping customers updated on the status. It will also assist in reducing pending discrepant causes and, hence, avoiding rejections.



- The customer is informed of the status of service requests, including receipt and discrepancy marking
- This will assist in discrepancy resolution as customers are updated on request status

KYC refresh on EKYC Authentication

To reduce manual intervention and provide a real-time customer KYC updation experience, the KYC refresh option has been enabled directly on the EKYC authentication that saves time and manual effort for the data input.



- Real-time update of customer KYC a and when EKYC authentication is done
- No duplication of branch visits or data input on the system which saves manual work



Trees for Elephants, East Singhbhum dist., Jharkhand. Plantation of 25,000 multi species trees



Open Traditional Well at Lalbagh Botanical Garden, Bengaluru, Karnataka



Trees for Coastal Ecosystem, Chengalpattu dist., Tamil Nadu. Plantation of 20,000 Mangrove Trees

Solid Waste Management for River Ganga. Muni-Ki-Reti, Rishikesh, Uttarakhand



Nature Interaction Centre, Tondupally Venture Park, Shamshabad, Hyderabad, Telangana



Sustainable Livelihood through Aquaculture & Water Harvesting, Kendrapada Dist., Odisha



We Contribute Towards



Water




Waste Management



Recycling



Disaster Relief



Renewable Energy



Preserve Historical Sites



Support Tech Incubators



Implementing Restoration & Innovative Intervention for Dry Land Agriculture Farmers, Raichur & Koppal dist., Karnataka

Outcomes

- Bioresource centre in the Gram Panchayat for knowledge dissemination used by at least 100 farmers, trained in land restoration and regularly use the techniques.
- At least 20 acres of dryland gains access to protective irrigation for agroforestry, improving the prospect of future farmer incomes
- At least 100 farmers achieve an income boost of INR 5,000/ acre/ season from knowledge of the NPM practices
- INR 5 Lakh public financing mobilized for land restoration and creation of water storage

Impact Variable

- Farmer bio-resource centre set-up
- Farmers trained on regenerative agricultural practices (Akkadi Sallu)
- Farmers converted from monocropping to regenerative agricultural practices
- Number of trainings and capacity building sessions conducted



NPM = Non Pesticidal Management of crops, agriculture



ASHOKA TRUST FOR RESEARCH IN
ECOLOGY & THE ENVIRONMENT

Restoring grassland for biodiversity conservation, sustainable livelihood & climate mitigation. Kendur, Pune dist., Maharashtra

Outcomes

- Restoring grassland & reversing grass degradation, pastoral areas
- Plantation of 6,000 to 8,000 grass sapling and 80 to 100 shrubs, trees per acre
- Assessment of indicators of restoring success
- Outreach and awareness generation. Type of meetings:
 - Focus group discussion (gram panchayat/ village community)
 - Academic conferences
 - Workshops with forest department



Won Gold Award in Product Innovation Category – Infosys Finacle Innovation Awards 2023



- DCB Zippi+ which is a brand new native banking app, available for free on Android and iOS, provides a fully digital onboarding experience for customers to start a relationship with DCB Bank.
- With a brilliant range of products, including Savings Accounts and Fixed Deposits, customers can open accounts seamlessly without having to visit branches. DCB Zippi+ is Powered by APIs and backed by the Finacle Core Banking System, DCB Zippi+ is highly scalable and provides an intuitive user experience.

Received **Express BFSI Technology Awards 2023** on Enterprise Applications for new Mutual Fund Application & Analytics/ Big Data



Express BFSI Technology Awards 2023

DCB Bank received two CSR Awards at the ACEF Forum:



The Bank bagged Gold in the Grand Prix 2023 category which recognizes overall Excellence in Social Responsibility by focusing on projects in remote locations to contribute to society and create sustainable livelihood opportunities for tribal communities. The Bank's projects for

- 1) Coastal ecosystem-based livelihoods through beekeeping.
- 2) Livelihood improvement programme through aquaculture.
- 3) Mangrove plantation.
- 4) Rainwater recharge wells were recognized in this category.

The Bank's CSR partnership project Protection Of Wildlife Corridor Via Reforestation and Alternative Livelihood Programme - Panna Tiger Reserve with the CSR project implementation partner Last Wilderness Foundation won the Best Corporate (non-profit partnership category) Award.

This project aimed to incentivise local communities and protect the region on a landscape level by introducing initiatives and pilot schemes that would reduce animal conflict, protect biodiversity, and provide alternative sources of sustainable livelihood income to individuals living in close proximity to wildlife.

Most Preferred Workplace BFSI 2023-24 (2nd Edition)



- This achievement reflects the positive and collaborative environment we've collectively built.
- Thank you for making DCB Bank an outstanding place to work!

Won 2nd runner up in CSR Journal Excellence Awards 2023 in Environment Category



- We were the runners up at the CSR Journal excellence awards 2023 in the environment category.
- The awards recognize organizations for their exemplary work towards CSR.
- The Bank was recognized for its project of Installation of 100 biogas plants in rural households in combined Adilabad District during July to October 2022

Thank you

To receive investor updates from DCB Bank Limited, write in at investorrelations@dcbbank.com

For more information, kindly log on to : www.dcbbank.com