

K.P. ENERGY LIMITED

CIN: L40100GJ2010PLC059169



E-mail : info@kpenery.in
Website : www.kpenery.in

KPEL/INV/PPT/Q4/2019/154

May 28, 2019

To,
Bombay Stock Exchange Limited,
P.J. Towers,
Dalal Street,
Mumbai – 400 001

Ref: Scrip Code: 539686

Sub: Investor Presentation/Key highlights of Q4FY19 performance


Dear Sir,

Apropos the captioned subject, please find attached herewith the Investor presentation along with the key highlights of the Q4FY19 performance.

This is for your information and records.

Thanking You,

Yours faithfully,
For K.P. Energy Limited



Karmit Sheth
Company Secretary & Compliance officer



Reg. Office:

A-1/2, Firdos Tower, Behind Fazal Shopping Center, Adajan Patia,
Surat - 395009, Gujarat, INDIA.

Phone: +91-261-2764757, Fax: +91-261-2774757

E-mail: info@kpenery.in, Website: www.kpenery.in

ISO 14001 : 2015, ISO 9001 : 2015 and BS OHSAS 18001 : 2007 Certified Company

BSE Listed Company





www.kpgroup.com

KP ENERGY
Energy is here!


Q4FY19 PERFORMANCE HIGHLIGHTS

MAY'19


COMPANY SNAPSHOT




BOP solution
for Wind Farms



170.5 MW+
capacity
energised till date
with an O&M
under preview



Power Evacuation
Capacity of
~214 MW



Wind Generation
Assets of
8.4 MW
capacity



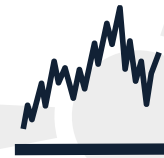
Order Book and
Business Pipeline
of **~1200 MW**
for coming 3 years



Team strength
of about
150+
members



GUJARAT
focused player



Migration from
BSE
SME to Main
Board

EPCC BUSINESS MODEL

Site Identification

Our key competence
Average CUF of 34%

Power Evacuation

Power evacuation infrastructure
of ~214 MW capacity

Site Preparation

We have executed projects in
almost all types of terrain

PPA Arrangement

Complete support and
assistance provided for Power
Purchase Agreements

Construction & Erection


From idea generation to
commissioning the final project

Operations & Maintenance

170.5 MW assets under purview

SUPPLEMENTING VERTICALS

OPERATIONS & MAINTENANCE (O&M)



BOP

Provides O&M services for Balance of Plant portion of Wind Turbines

170.5
MW

As of date, KP Energy has an O&M portfolio of 170.5 MW

EP
CC

EPCC directly drives the growth of this stream. However, the existing portfolio creates an annuity based income

INDEPENDENT POWER PRODUCERS (IPP)

8.4
MW

KP Energy has its own power generation assets of 8.4 MW (4*2.1 MW) capacity at its own wind farms



Dual Objectives of becoming an IPP:

1. Strategy set-up: Providing assurance to clients
2. Annuity based income

TAKING IT ONE NOTCH UP

LAND BANK


A land bank of ~1,000 MW with an average CUF of 34%

POWER EVACUATION

Infrastructure with capacity ~214 MW connecting Wind Turbine Generators (WTGs) to DISCOMS and Grids

OPERATION & MAINTENANCE

We provide complete O&M services for Balance of Payment



EPCC PLAYER

BALANCE SHEET SUMMARY (consolidated)

(Rs. in Crores)

PARTICULARS	Q4FY19 Audited	Q3FY19 Unaudited	Q4FY18 Audited
Total Non-Current Assets	93.75	83.99	93.24
Total Current Assets	85.45	55.42	44.88
Total Non-Current Liabilities	40.35	53.53	45.09
Total Current Liabilities	79.02	38.45	58.26
Total Shareholder Fund	59.82	47.44	34.76

INCOME STATEMENT SUMMARY (consolidated)

(Rs. in Crores)

PARTICULARS

Q4FY19
Audited

Q3FY19
Unaudited

Q4FY18
Audited

**YOY%
change**

Total Revenue (excluding other income)

67.92

39.23

15.72

332.06%

Total Expenses

61.05

31.48

11.71

421.34%

EBITDA (Excluding O.I.)

9.24

9.64

6.59

40.21%

Profit Before Tax

7.12

7.76

4.07

74.93%

Profit After Tax

6.76

5.60

3.72

81.72%

BALANCE SHEET SUMMARY (standalone)

(Rs. in Crores)

PARTICULARS	Q4FY19 Audited	Q3FY19 Unaudited	Q4FY18 Audited
Total Non-Current Assets	84.86	83.99	86.40
Total Current Assets	79.31	44.89	47.23
Total Non-Current Liabilities	40.33	42.59	45.07
Total Current Liabilities	69.66	38.87	53.82
Total Shareholder Fund	54.18	47.41	34.74

INCOME STATEMENT SUMMARY (standalone)

(Rs. in Crores)

PARTICULARS

Q4FY19
Audited

Q3FY19
Unaudited

Q4FY18
Audited

**YOY%
change**

Total Revenue (excluding other income)

67.92

39.23

15.72

332.06%

Total Expenses

61.05

31.48

11.71

421.34%

EBITDA (Excluding O.I.)

9.18

9.65

6.53

40.58%

Profit Before Tax

7.12

7.76

4.07

74.93%

Profit After Tax

6.76

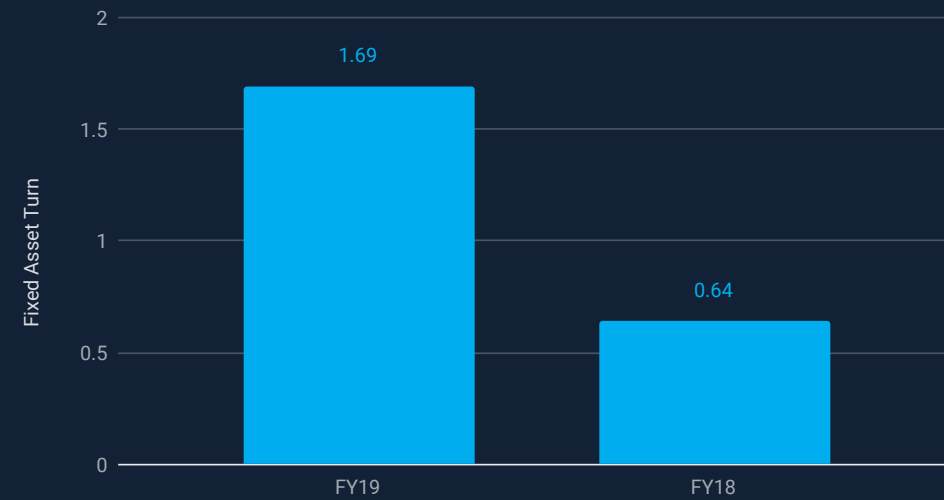
5.60

3.72

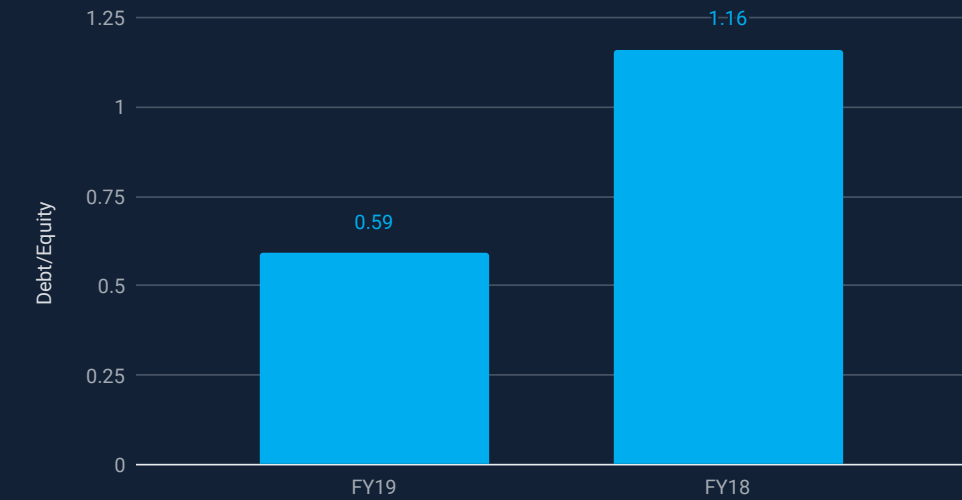
81.72%

FINANCIAL RATIOS (consolidated)

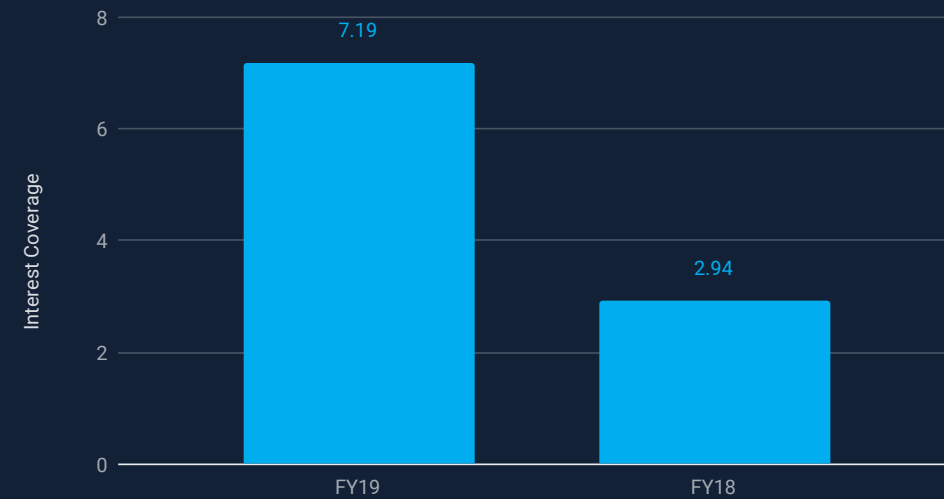
Fixed assets Turn



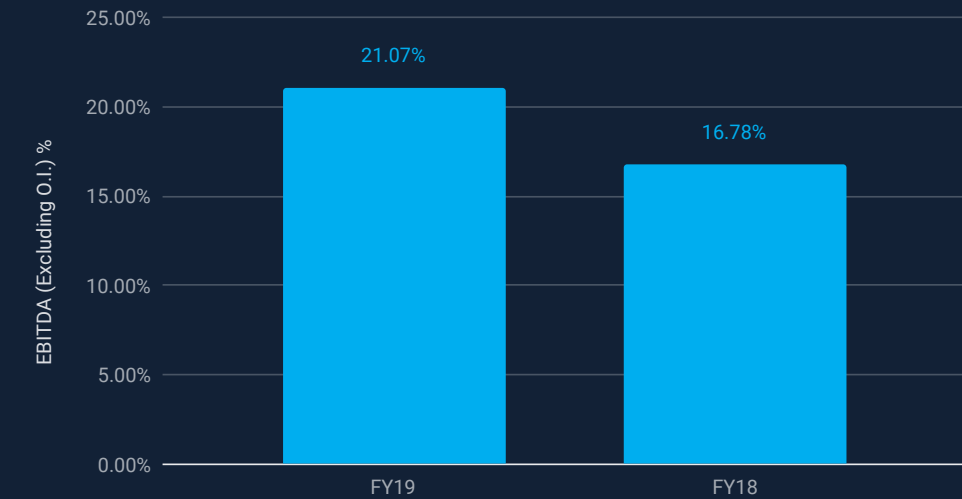
Debt/Equity



Interest Coverage



EBITDA (Excluding O.I.) %



KEY HIGHLIGHTS OF THE Q3 PERFORMANCE

CTU Business (Central Grid)

- By end of Q4, company has managed much of the progress from acquisition of private lands at very reasonable cost. Nearly 50% of land for the project for physical construction was achieved from acquisition of private lands to match progress.
- Development permission obtained for 155 MW at the end of Q4 and 62.5 MW under approval process, aggregating 217.5 MW (nearly 3/4 th of project). The physical construction activities too have taken up swing and by the end of Quarter, 40 WTG foundations (1/3rd of project) has been casted.
- For the 73km long 220kv EHV line under construction for power evacuation of the proposed 300MW project under EPCC, company have made considerable progress in acquisition of Right of Ways. Nearly 60% of tower material is manufactured and delivered at Site and 70% of civil works, 35% of mechanical works completed. Development of Extra High Voltage (EHV) Power Transmission Infrastructure in an area where there are many similar projects under construction is a huge challenge. Despite severe development constraints, completion of this vital asset shall be achieved in Q2 of FY 2020.
- This EHV line is developed under SPV model wherein there would eventually be another 300MW project taking sharing rights. This new project development discussion are in advance stages and will get concluded in Q1 of FY2020.
- The Windfarm Pooling Substation for this Project too has achieved considerable progress on civil works (100% of equipment foundations complete) and control room, gantries at both ends completed and major equipment of both 220kv & 33kv are under erection. 2x160MVA Power transformers successfully tested and cleared for dispatch.

KEY HIGHLIGHTS OF THE Q3 PERFORMANCE

STU Business (State Grid)

- Major development happened in Mahuva-1 project in Q4. As committed in last quarter, company has completed commissioning of all balance 11 WTGs. This Project have remained a University for every team member to practically visualize the physical, social, regulatory challenges and addressing it to the final completion with perseverance. Despite physical assaults, mob damaging manpower & assets of company, it was accomplished with peace and patience.
- Mahuva-2 project of 30MW was not taken-off amongst local disturbances and will now be on full swing from Q1. The delay in initiation does not pose any financial burden on company.
- New projects under recently concluded State bid will add momentum to State business which was standstill since 2018. Discussions for nearly 150MW under development will get concluded in Q1 as 90% lands (Wind Sites) are already in possession of company and project can be put on fast track for execution.

KEY HIGHLIGHTS OF THE Q3 PERFORMANCE

Corporate

- After successful evaluation of management system processes, on-site audit, technical assessment and review of pertinent records in Q4, KP Energy has been awarded ISO 9001:2015 (Quality Management System), ISO 14001:2015 (Environment Management System) and ISO BS OHSAS 18001:2007 (Occupational Health & Safety Management System) certifications from Deutsch Quality System(DQS), partner of UL (Underwriters Laboratories) LLC, a global safety certification company having head quarter in Northbrook, Illinois, United States.

Annual Results

- The trend of performance from Q2 onwards have already marked up well and have been echoing the come back from blues of previous year where there were bids but hardly any projects!
- What has been achieved in Q4 alone was better than FY2018.
- The topline of Rs. 158.89 crores from previous year of Rs. 60.23 crores and bottom-line of 19.43 crores from Rs. 1.88 crore is clear display of company's capabilities to ramp up the execution and growth. These numbers are still lesser than its potential preparedness as Mahuva-2 Project that could not take off in Q4 as expected.

CONTACT US



KP Energy Limited

Office address:

A-1/2, Firdous Tower,
Behind Fazal Shopping Centre,
Adajan Patia Surat- 395009
Gujarat, India

[+91 261 2764757](tel:+912612764757)

info@kpenergy.in

www.kpenergy.in

Karmit Sheth

CS and Compliance Officer

secretarial@kpgroup.co

DISCLAIMER

KP Energy Limited

No representation or warranty, express or implied, is made as to, and no reliance should be placed on, the fairness, accuracy, completeness or correctness of the information or opinions contained in this presentation. Such information and opinions are in all events not current after the date of this presentation. Certain statements made in this presentation may not be based on historical information or facts and may be “forward looking statements” based on the currently held beliefs and assumptions of the management of KP Energy Limited (“Company” or “KP Energy”), which are expressed in good faith and in their opinion reasonable, including those relating to the Company’s general business plans and strategy, its future financial condition and growth prospects and future developments in its industry and its competitive and regulatory environment. Forward-looking statements involve known and unknown risks, uncertainties and other factors, which may cause the actual results, financial condition, performance or achievements of the Company or industry results to differ materially from the results, financial condition, performance or achievements expressed or implied by such forward-looking statements, including future changes or developments in the Company’s business, its competitive environment and political, economic, legal and social conditions. Further, past performance is not necessarily indicative of future results. Given these risks, uncertainties and other factors, viewers of this presentation are cautioned not to place undue reliance on these forward-looking statements. The Company disclaims any obligation to update these forward-looking statements to reflect future events or developments. This presentation is for general information purposes only, without regard to any specific objectives, financial situations or informational needs of any particular person. This presentation does not constitute an offer or invitation to purchase or subscribe for any securities in any jurisdiction. No part of it should form the basis of or be relied upon in connection with any investment decision or any contract or commitment to purchase or subscribe for any securities. This presentation may not be copied or disseminated, in whole or in part, and in any manner.

