



TRIDENT TEXOFAB LIMITED

CIN No. : L17120GJ2008PLC054976

GST No. : 24AADCT0381R1ZZ

Date: 26.07.2022

To,
The Manager,
Listing Department,
BSE Limited,
Phiroze Jeejeebhoy Tower,
Dalal Street, Mumbai 400 001
BSE Scrip Code: 540726

Dear Sir/Madam,

Sub: Earnings Presentation-Q1FY23

Pursuant to Regulation 30 of SEBI (Listing Obligations and Disclosure Requirements) Regulations, 2015, please find enclosed herewith Earnings Presentation for the quarter ended on June 30, 2022 (Q1FY23).

Kindly take the above on record.

Yours faithfully,

For Trident Texofab Limited

Sanju Patel
Company Secretary & Compliance Officer
M. No. A37257

Encl. a/a

TRIDENT TEXOFAB LIMITED



Q1FY23 Earnings Presentation
July 2022

BSE: TTFL | Bloomberg: TTFLTD:IN




Company Overview

- Founded in early 2000 by Mr. Hardik Desai and Mr. Chetan Jariwala, and Incorporated in 2008 as Trident Texofab Private Limited. The company converted to a public company and got listed on BSE SME through an IPO in 2017.
- TTFL is a Semi Composite Textile manufacturing and trading company dealing in products for Home Furnishing, Garments, Suiting, Shirting, Technical Textile & Fabrics.
- In 2018-19, the company undertook its 'Shifting Gears' strategy and shifted from being a pure textile-trading company to a semi composite company, manufacturing polyester & poly-blend fabrics.
- At present, the company manufactures various grades of grey fabrics & undertakes job work for Weaving, Digital Printing & Embroidery.

TTFL at Glance

'Shifting Gears'

'Shifting Gears' from Pure-Trading to Profitability-assertive Manufacturing Operations



Semi-Composite
Manufacturing Unit

~250 Lakh Meters

Annual Manufacturing
Capacity ~250 Lakh Meters

Wide Portfolio

Wide Portfolio of Finished and
Semi-finished Products



~150

Team Strength



**3rd Phase of CAPEX
Recently Executed**

**1st Generation Management
& Promoters**

BSE Listed

What is 'Shifting Gears'?

In the words of our founder Mr. Hardik Desai

“Strategic transformation is critical to survive and thrive in an evolving business environment, hence at TTFL we are building capabilities for the future. In the last four years, **we have moved from heavy reliance on trading to manufacturing excellence**, from stagnation to relentless dynamism.

This journey encompasses being ever-vigilant in manufacturing the highest quality products for our customers, to thinking ahead about ways to shape the company for the future, we are investing today to see a brighter tomorrow. **Above all, we are striving to grow from strength to strength, to deliver value to all our shareholders.**

We are Shifting Gears!”

Wide Product Portfolio

MANUFACTURING

Finished products

- Embroidered Fabrics
- Digital Printed Fabrics
- Bed Sheets
- Technical Textiles
- Suiting
- Various Polyester and Poly-Blend Fabrics

Semi-Finished Products

- Grey Fabrics
- Contract Manufacturing Digital Printing
- Value-added Products in Embroidery

TRADING

Home Furnishing Including

- Home Furnishing including
- Bed Sheets
- Curtains
- Cushion Covers

Clothing Articles Like

- Scarfs
- Pareos
- Suiting
- Shirting
- Technical Textile Fabrics

Shifting Business Divisions

MANUFACTURING

Commenced in 2018 with completion of the 1st Phase of CAPEX, and expanded operations with completion of 3rd Phase in June 2021.

Manufacturing is driving incremental growth and improvement in margins at TTFL.

It contributed 57.3% of Revenue from Operations in Q1FY23 as compared to 58.6% in FY22.

TRADING

Was core business till FY18. Contributed 42.7% of sales in Q1FY23 compared to 41.4% of sales in FY22.

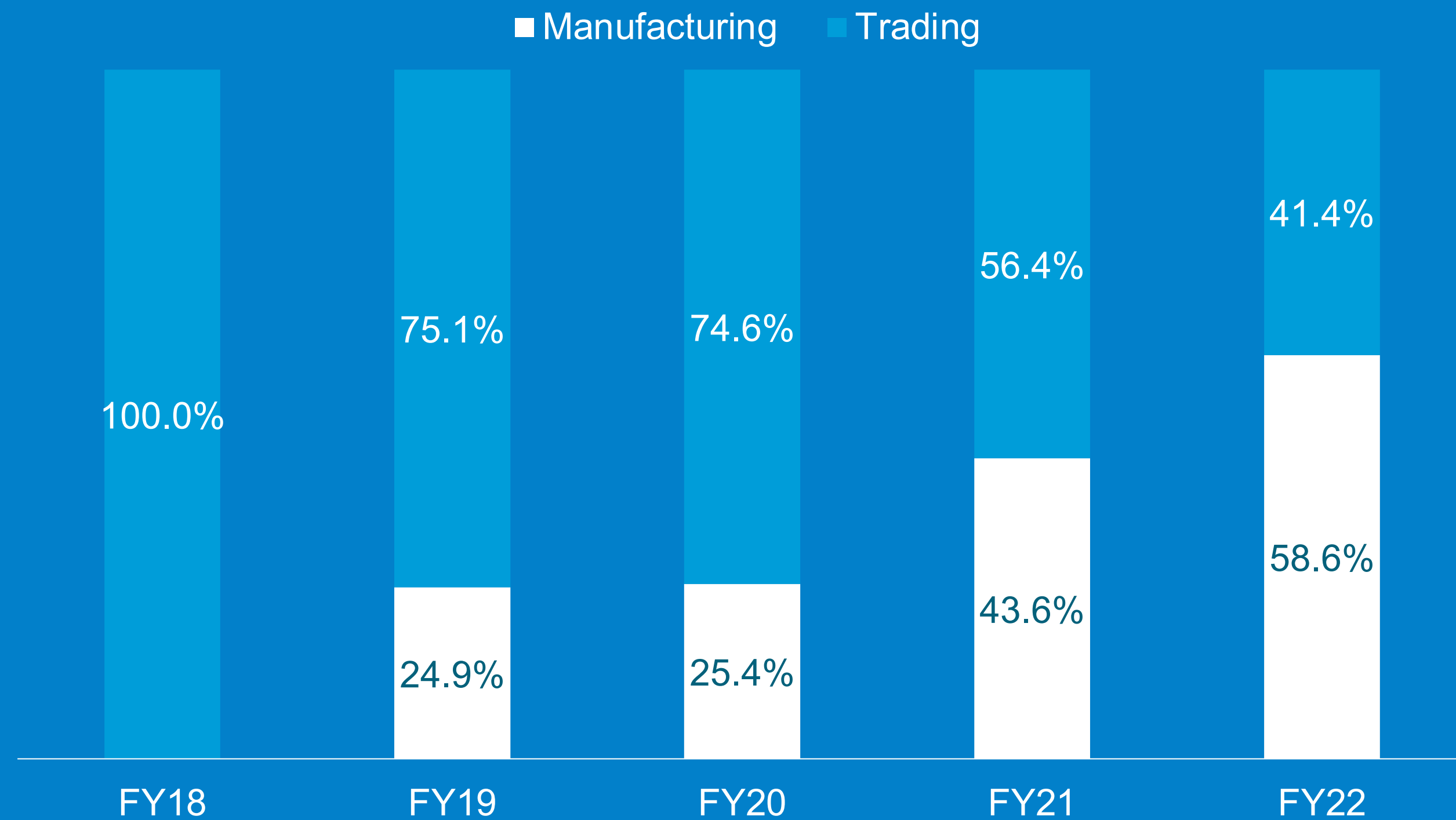
Will maintain the same level of growth as witnessed in the past 5 years.

Over the years this segment will be phased-out with growing prominence of Manufacturing at TTFL.

Changing Revenue Profile

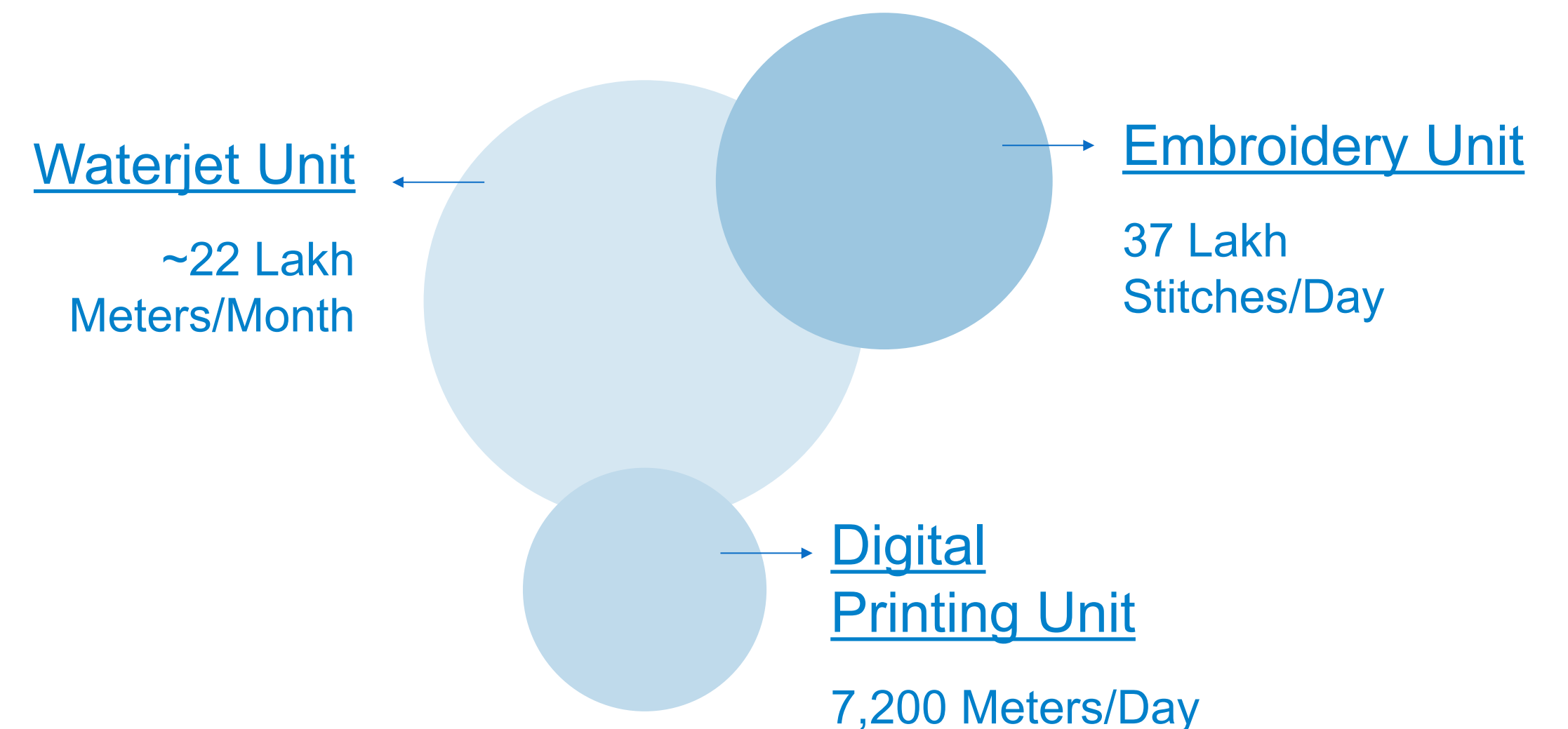
- Significant shift in sales profile in the last five years, from being a pure trading company to a dominantly-manufacturing company
- Changing revenue-mix in favour of manufacturing operations to be further extended by increasing CAPEX's in manufacturing division

Revenue Profile



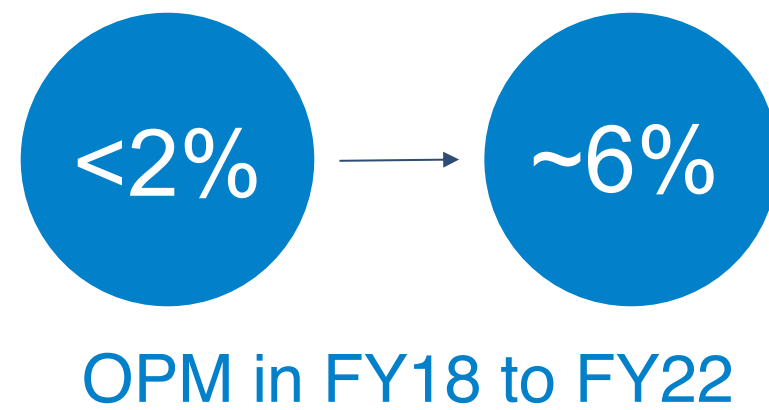
1st Phase of CAPEX

- The 1st Phase of CAPEX begun in September 2018.
- In the 1st phase the company invested in
 1. Waterjet Unit
 2. Value-added Contract Manufacturing – Embroidery & Digital Printing Unit
- In between FY18-22, the company has built an additional Netblock of 1,734 Lakhs totaling to 1,890 Lakhs in FY22.



Early Results → Confidence to Invest Further

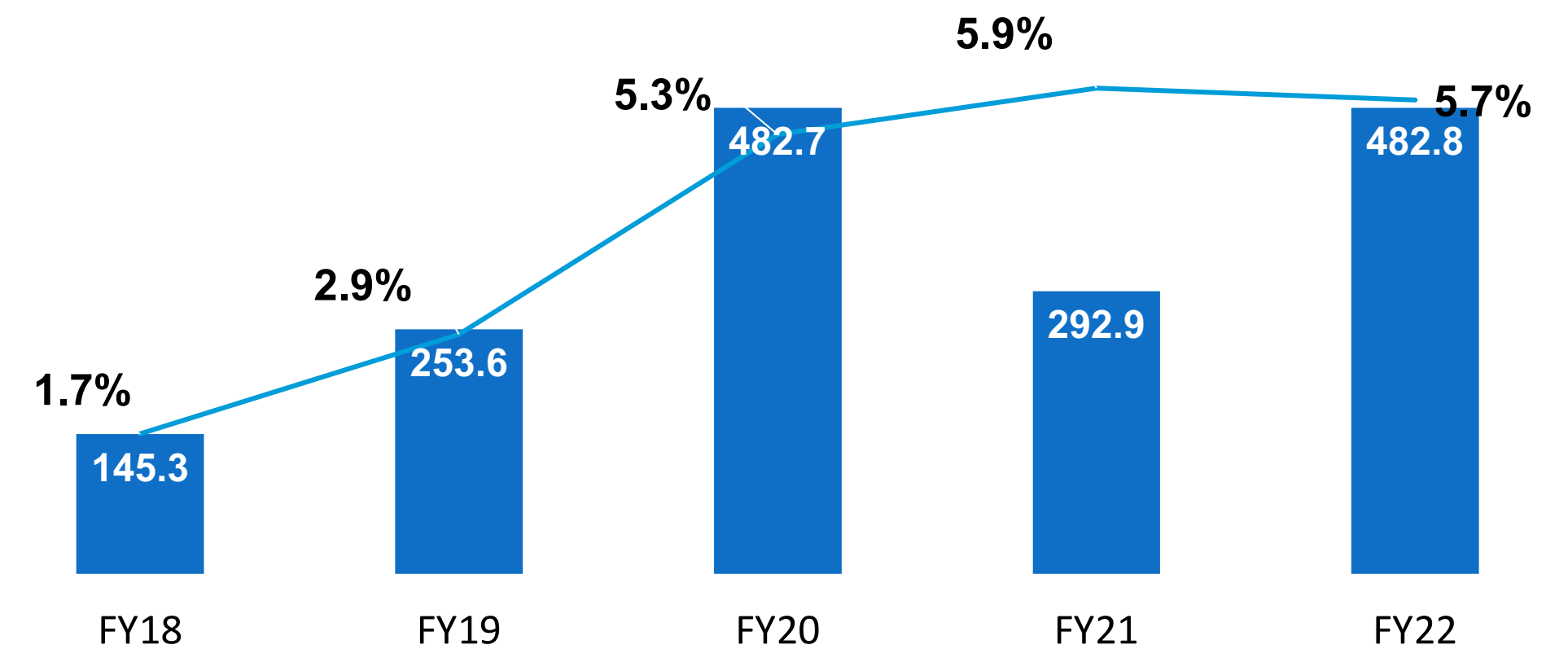
The early results from our 'Shifting Gears' strategy have been very satisfactory.



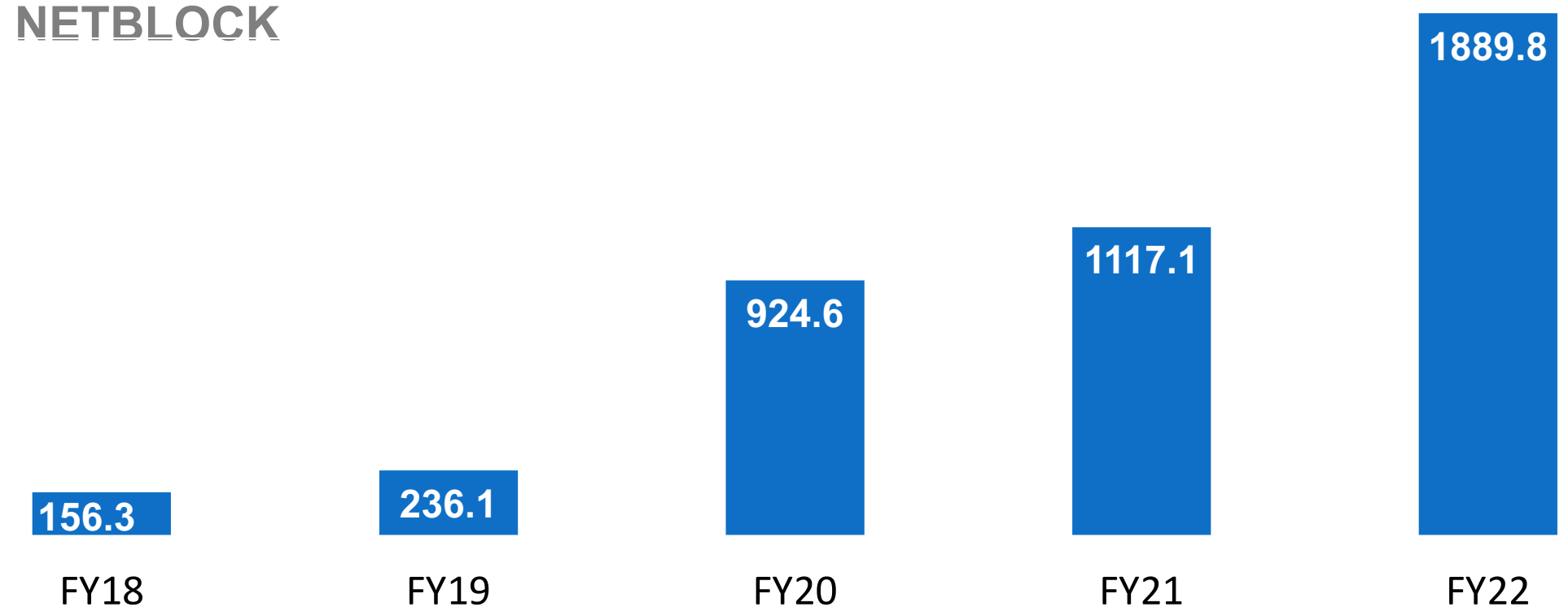
There has been a clear shift in the margin profile of the company, due to growing manufacturing operations, from sub 2% OPM to ~6% OPM in last four years.

- The company had completed 2nd Phase of CAPEX by commissioning its Rapier Unit.
- The company had executed the 3rd Phase of CAPEX in June 2021, at its Hojiwala Facility in Sachin, leading to a capacity augmentation of Waterjet Unit from 8-9 lakh meters/month to 20-22 lakh meters/month.

EBITDA & EBITDA (%)



NETBLOCK



Financial Highlights

Q1FY23 Profit and Loss Summary

(IN INR LAKHS)

PARTICULARS	Q1FY23	Q4FY22	Q1FY22	Y-O-Y%
Revenue from Operations	2339.73	2450.52	1490.44	57%
Total Income	2352.56	2485.18	1501.61	57%
Total Operating Expense	2193.20	2381.02	1374.47	60%
EBITDA (Excluding OI and EI)	146.53	69.50	115.97	26%
EBITDA Margins %	6.3%	2.8%	7.8%	-152 BPS
Interest Cost	86.43	46.60	79.43	9%
Depreciation and Amortisation	41.54	34.84	34.23	21%
Profit Before Taxes and Exceptional Items	31.39	22.72	13.48	133%
Profit After Taxes	23.62	66.66	15.37	54%

Financial Highlights

Annual Profit and Loss Summary

(IN INR LAKHS)

PARTICULARS	FY22	FY21	FY20	FY19	FY18
Revenue from Operations	8429.30	4992.65	9096.41	8689.74	8546.24
Total Income	8503.43	5177.94	9138.56	8722.01	8594.15
Total Operating Expenses	7946.51	4699.78	8613.82	8436.18	8400.95
EBITDA (Excluding OI)	482.79	292.87	482.59	253.56	145.29
EBITDA (Excluding OI) %	5.7%	5.9%	5.3%	2.9%	1.7%
Interest Cost	283	285.38	271.06	86.47	76.95
Depreciation & Ammortisation	146.58	102.35	100.75	30.39	12.58
Profit Before Taxes	127.34	90.43	152.93	168.97	103.67
Profit After Taxes	98.27	35.32	90.03	127.42	75.00

Note - FY20 onwards figures are restated as per Ind AS

Financial Highlights

Annual Balance Sheet Summary

(IN INR LAKHS)

PARTICULARS	FY22	FY21	FY20	FY19	FY18
Shareholder's Fund	1295.95	1197.67	1099.54	826.35	380.39
Non Current Liabilities	2777.99	2556.36	926.19	419.09	370.53
Current Liabilities	3024.87	3023.32	2882.75	3248.18	1698.63
Total	7098.81	6777.36	4908.47	4493.66	2449.55
Non Current Assets	3096.2	2777.76	1133.57	470.45	232.64
Current Assets	4002.61	3999.6	3774.91	4023.20	2216.91
Total	7098.81	6777.36	4908.47	4493.66	2449.55

Note - FY20 onwards figures are restated as per Ind AS

Management Commentary

Q1FY23 Result Discussion

- Q1FY23 witnessed marginal degrowth of 5% in topline on a QoQ basis. On a YoY basis, the sales growth was 57%, albeit a smaller base of Q1FY22 due to disruptions of the second wave of Covid-19 in the previous year's Q1.
- The Company maintained a similar trend in revenue mix between manufacturing and trading activities compared to the previous financial year.
- On the profitability front, margins have improved on a QoQ basis in Q1FY23 with an EBITDA (excluding OI and EI) margin of 6.3% compared to 2.8% in Q4FY22, which was depressed due to higher Other Expenses in the quarter.
- PBT for the quarter has witnessed a growth in both QoQ and YoY basis. PBT for the quarter stood at INR 31.39 Lakhs, and PAT stood at 23.62 Lakhs.

Continued Focus on Manufacturing Operations

- The Company had commissioned its last CAPEX, i.e. 2nd phase of its Waterjet Unit in Q1FY22.
- The Company will continue expansion on its 'Shifting Gears' strategy by investing in manufacturing operations in pursuit of better growth opportunities and profitability margins.
- The Company is currently evaluating some projects as well, which will be announced in due course of time once details have been finalized.

Contact Us

Ms. Sanju Patel

Company Secretary and Compliance Officer

Trident Texofab Limited

cs@tridenttexofab.com

0261 – 2451274/2451284

Disclaimer

No representation or warranty, express or implied, is made as to, and no reliance should be placed on, the fairness, accuracy, completeness or correctness of the information or opinions contained in this presentation. Such information and opinions are in all events not current after the date of this presentation. Certain statements made in this presentation may not be based on historical information or facts and may be "forward looking statements" based on the currently held beliefs and assumptions of the management of Trident Texofab Limited ("Company" or "Trident"), which are expressed in good faith and in their opinion reasonable, including those relating to the Company's general business plans and strategy, its future financial condition and growth prospects and future developments in its industry and its competitive and regulatory environment. Forward-looking statements involve known and unknown risks, uncertainties and other factors, which may cause the actual results, financial condition, performance or achievements of the Company or industry results to differ materially from the results, financial condition, performance or achievements expressed or implied by such forward-looking statements, including future changes or developments in the Company's business, its competitive environment and political, economic, legal and social conditions. Further, past performance is not necessarily indicative of future results. Given these risks, uncertainties and other factors, viewers of this presentation are cautioned not to place undue reliance on these forward-looking statements. The Company disclaims any obligation to update these forward-looking statements to reflect future events or developments. This presentation is for general information purposes only, without regard to any specific objectives, financial situations or informational needs of any particular person. This presentation does not constitute an offer or invitation to purchase or subscribe for any securities in any jurisdiction. No part of it should form the basis of or be relied upon in connection with any investment decision or any contract or commitment to purchase or subscribe for any securities. This presentation may not be copied or disseminated, in whole or in part, and in any manner.