

Date: 30<sup>th</sup> July, 2021

Listing Department  
National Stock Exchange of India Limited  
Exchange Plaza,  
Plot No. C/1, G. Block,  
Bandra- Kurla Complex,  
Bandra East, Mumbai-400 051

The Department of Corporate Services-  
Listing  
BSE Ltd.  
Phiroze Jeejeebhoy Towers,  
Dalal Street,  
Mumbai- 400 001

Symbol- DHANUKA

Scrip Code : 507717

Sub: Investors Presentation on Un-audited Standalone & Consolidated Financial Results for the Quarter Ended on 30<sup>th</sup> June, 2021.

Dear Sir,

Pursuant to the Regulation 30 of SEBI (Listing Obligations and Disclosure Requirements) Regulations, 2015, please find attached above stated Investors Presentation on Un-audited Standalone & Consolidated Financial Results for the Quarter Ended on 30<sup>th</sup> June, 2021.

We hope you will find the same in order.

Thanking You,  
Yours faithfully,

For Dhanuka Agritech Limited

  
Jitin Sadana  
Company Secretary/ Compliance Officer  
FCS-7612



Encl: a/a



Dhanuka Agritech Limited (DAL)  
(BSE: 507717; NSE: DHANUKA)



Q1 FY2021-2022  
Earnings Presentation  
July 29<sup>th</sup>, 2021

# Table of Content

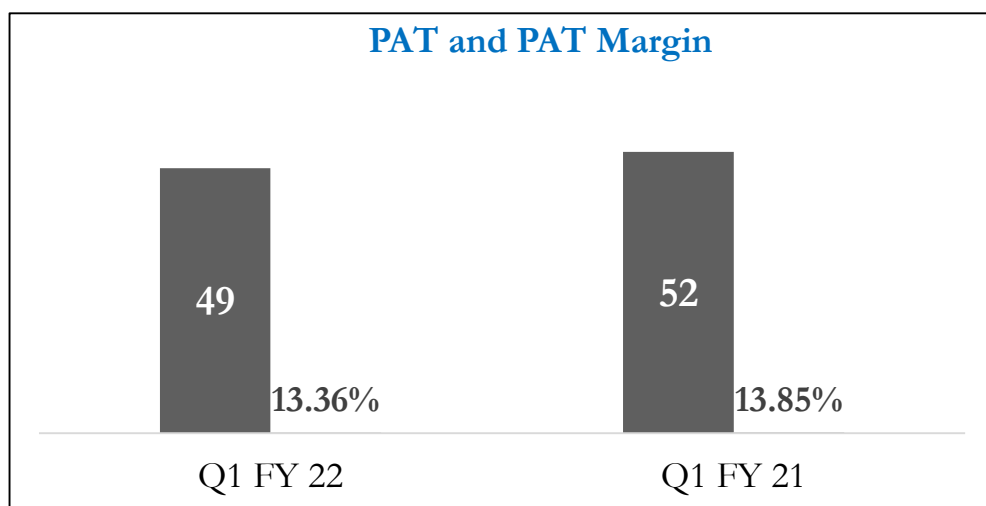
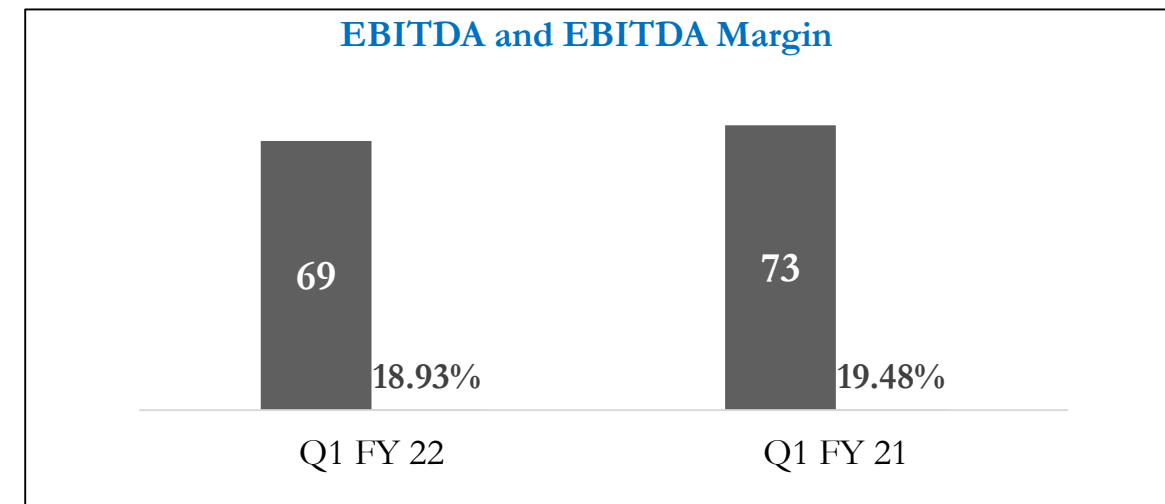
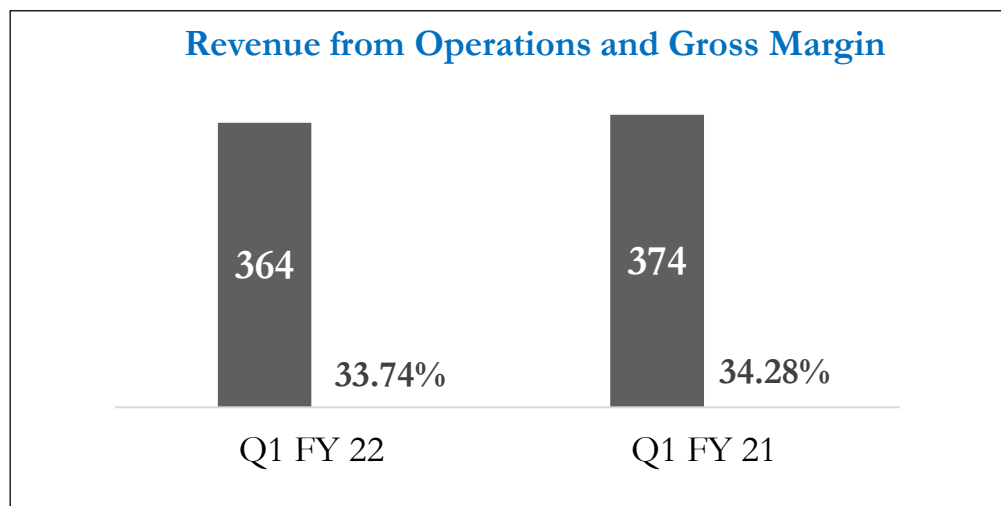


Content	Page No.
Performance Highlights	3 – 7
Company Overview	8 – 9
Financial Overview	10

# Q1 FY2021-22 Result Highlights



## Q1 FY2021-22 vs Q1 FY2020-21



## Performance Discussion

- **Revenue from Operations:** Revenues from Operations stood at Rs. 363.78 Crores in Q1 FY2021-22 vs Rs. 373.84 Crores in Q1 FY2020-21.
- **EBITDA:** EBITDA stood at Rs. 68.85 Crores in Q1 FY2021-22 vs Rs. 72.63 Crores in Q1 FY2020-21 .
- **PAT:** Profit after tax was at Rs. 48.60 Crores in Q1 FY2021-22 vs Rs. 51.79 Crores in Q1 FY2020-21.

## FY 2021-22 Guidance

- **Revenue from Operations:** expected muted growth due to delay in monsoon.
- **EBITDA:** may impact due to muted growth and carry over of high price inventory.



# Managing Director's Message



**Mr. Mahendra K Dhanuka**  
Managing Director

Dhanuka Agritech is working towards the vision of Transforming India through Agriculture by working with farmers closely to improve their productivity and quality, in turn enhancing their income. We work in all major crops in India and have implemented the best-in-class technology to ensure a smooth and efficient supply chain. To service the diversity of Indian crops and needs of the farmers the company has a wide range of products in its portfolio, with over 80 brands in pack sizes ranging from 2 grams to 20 liters. These products are in various forms like liquids, powders and granules.

Coming to the financial performance for Quarter 1 of FY 2021-22, Revenues from Operations stood at Rs. **363.78** Crores in Q1 FY2021-22 vs Rs. **373.84** Crores in Q1 FY2020-21. EBITDA stood at Rs. **68.86** Crores in Q1 FY2021-22 vs Rs. **72.65** Crores in Q1 FY2020-21. Profit after tax was at Rs. **48.60** Crores in Q1 FY2021-22 vs Rs. **51.79** Crores in Q1 FY2020-21. There is a slight decline in the performance of the Company due to the pressure of pricing and supply of raw material.

The Board of Directors has recommended 100% dividend that is Rs.2/- per equity share, which was approved by the Shareholders in 36<sup>th</sup> Annual General Meeting held on 29<sup>th</sup> July, 2021.

The Company has launched a Co-marketing product under brand name TORNADO containing Quizalofop Ethyl + Imazethapyr to control broad leaf as well as narrow leave weeds in Soybean and other crops. The Company has also received registration of new 9(3) molecule ONEKIL, which is a combination herbicide for the control of all types of weeds in Onion Crop.

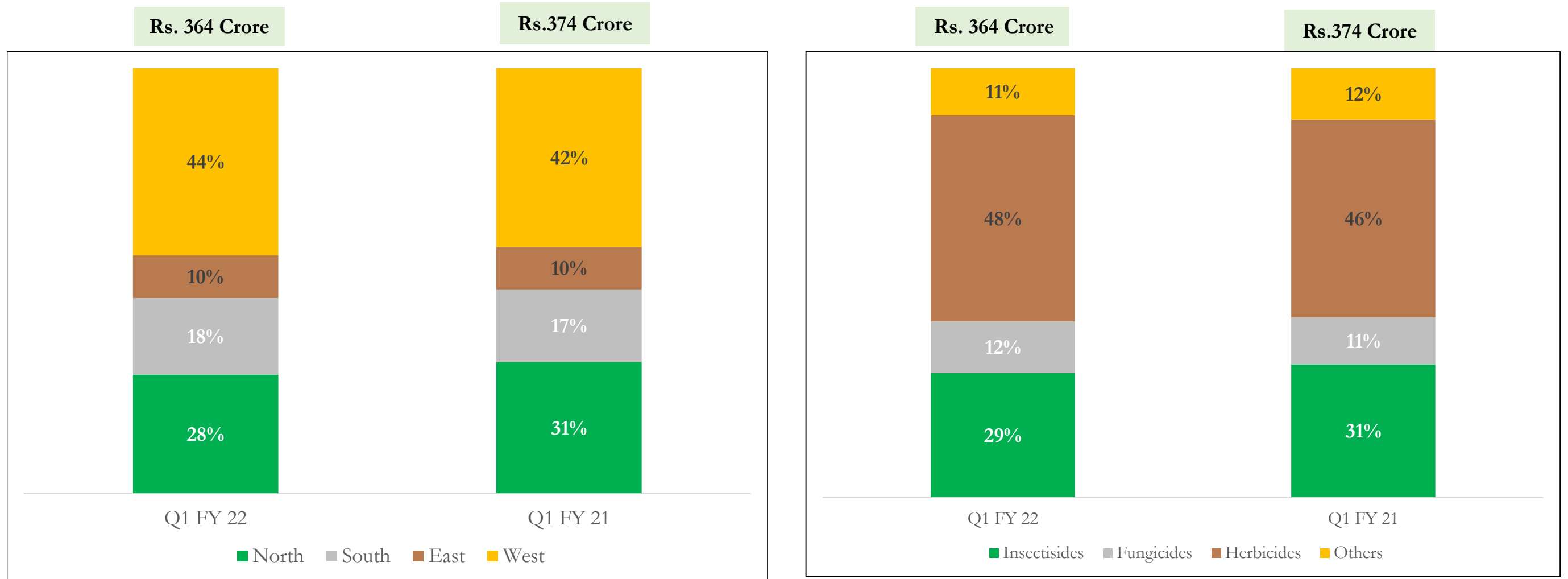
The Company has also started working on its greenfield project at Dahej, Gujarat.

# Q1 FY2021-22 Income Statement



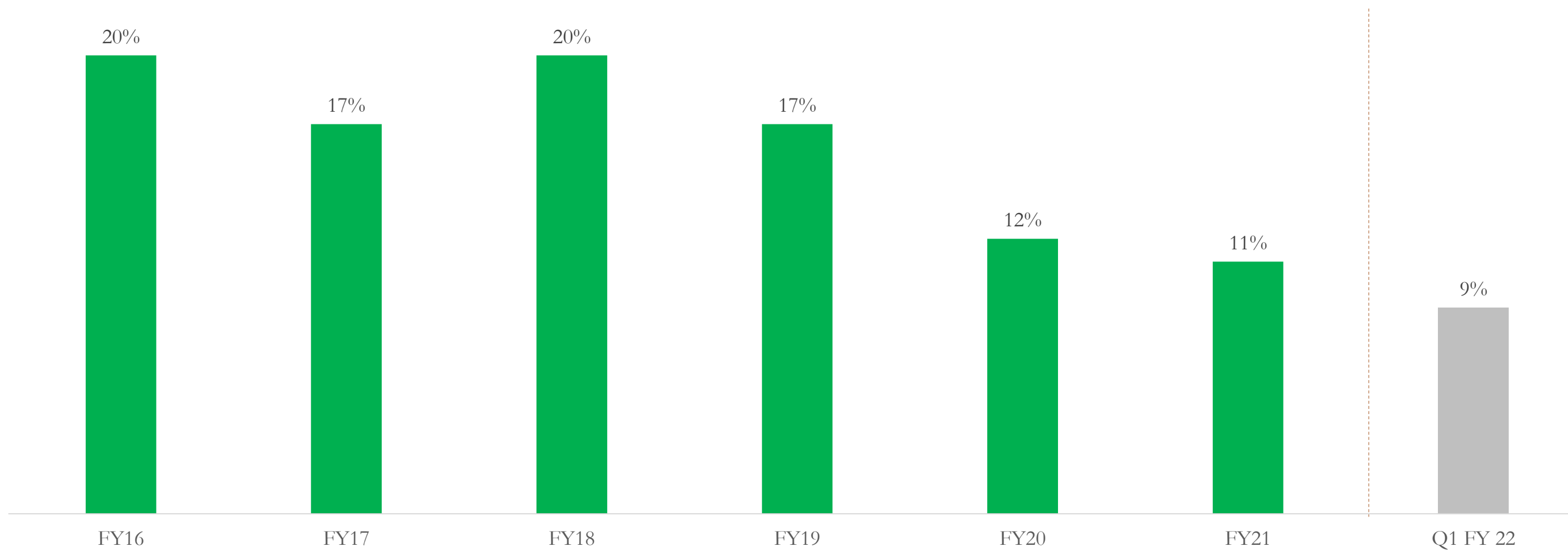
Particulars (Rs.in Crores)	Q1 FY 22	Q1 FY 21	YoY%	FY 21	FY 20	YoY%
Revenue from Operations	364	374	(2.8%)	1,387	1,120	23.8%
COGS	241	246	(2.0%)	863	712	21.3%
<b>Gross Profit</b>	<b>123</b>	<b>128</b>	<b>(4.1%)</b>	<b>524</b>	<b>408</b>	<b>28.3%</b>
<i>Gross Profit Margin(as a % of sales)</i>	<i>33.74%</i>	<i>34.22%</i>		<i>37.8%</i>	<i>36.5%</i>	
Employee Benefit Expenses	29	31	(6.5%)	118	105	12.1%
Other expenses	32	31	3.2%	137	130	5.6%
<b>EBITDA</b>	<b>61.0</b>	<b>65.0</b>	<b>(6.2%)</b>	<b>269.0</b>	<b>173</b>	<b>55.1%</b>
<i>EBITDA Margin(as a % of sales)</i>	<i>16.77%</i>	<i>17.4%</i>		<i>19.4%</i>	<i>15.5%</i>	
Depreciation and amortisation expenses	4	3	33.3%	15	16	(8.3%)
<b>EBIT</b>	<b>57</b>	<b>62</b>	<b>(8.1%)</b>	<b>254</b>	<b>157</b>	<b>61.7%</b>
<i>EBIT Margin(as a % of sales)</i>	<i>15.7%</i>	<i>16.6%</i>		<i>18.3%</i>	<i>14.0%</i>	
Finance Cost	1	0.30	233.3%	3	2	92.7%
Other Income	8	7	14.3%	34	25	35.5%
<b>PBT</b>	<b>64</b>	<b>69</b>	<b>(7.2%)</b>	<b>285</b>	<b>181</b>	<b>57.8%</b>
Total tax	15	17	(11.8%)	74	39	88.9%
<b>PAT</b>	<b>49.0</b>	<b>52.0</b>	<b>(5.8%)</b>	<b>211.0</b>	<b>141</b>	<b>49.2%</b>
<i>PAT Margin(as a % of sales)</i>	<i>13.5%</i>	<i>13.9%</i>		<i>15.2%</i>	<i>12.6%</i>	
Basic EPS	10.43	10.89	(4.2%)	44.61	29.73	50.1%

# Q1 FY2021-22 Revenue Mix (By Geography and Segment)



- Well diversified portfolio across business segment and key geographies

New Molecules as a % of Total Revenue





# Why Dhanuka Agritech?



## Unique Asset Light Model

Minimal investments required in fixed assets.  
Aim is to leverage strong formulation capabilities by partnering with global innovators



## Rural FMCG Play

40 warehouses, 7,000+ distributors and 80,000+ retailers to service the needs of over 10 million touchpoints across farmers



## Diverse Product Portfolio

300+ registrations across Herbicides, Insecticides, Fungicides and Plant Growth Regulators, ~90 Products across all segments



## Global Innovator Tie Ups

World's leading agrochemical companies from the US, Japan and Europe have partnered with Dhanuka Agritech to introduce latest technology to Indian farmlands



## Robust Pipeline

Focus on margin accretive 9(3) portfolio. Target to launch 8 new products across all segments over the next two years



## Profitable Growth

Higher contribution of margin accretive products, growth in volumes from existing products to drive return ratios

# Product Segments

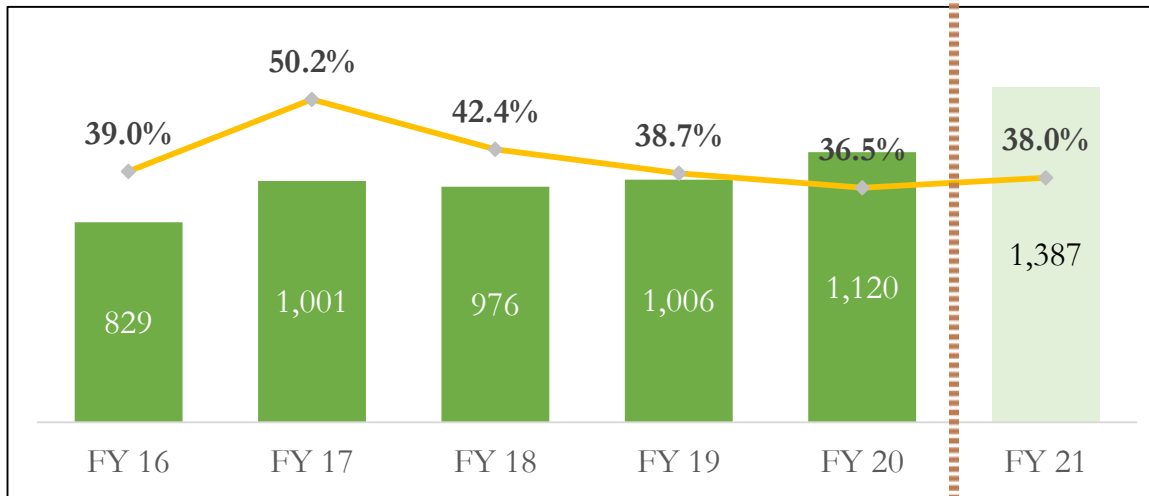


	Herbicides	Fungicides	Insecticides	Plant Growth Regulators
<b>Total number of Products</b>	27	24	39	9
<b>% of Revenues(Q1 FY2021-22)</b>	48%	12%	29%	11%
<b>Key Products</b>	Targa Super ,Sempra (Boosten+Corn-Ex),Maxxsoy Sakura,Quirin,Weedmar Super 58% SL, Barrier 70% WP,Craze,D-era 71% SG,Dhanutop 30% EC, Dhanuzine 50% WP,Noweed 41% SL,Ozone 24% SL,Weedmar 80% WP,Dumil 10% SL,Dhanutop Super,Chempa 70% WDG,Dabooch 84% WDG,Dozo Maxx 10% MEC	Kasu-B 3L,Lustre 37.5% SE, Vitavax Power, Conika, Cursor 40% EC,Sixer 75% WP,Dhanucop 50% WP,Dhanuka M-45 75% WP,Dhanustin 50% WP	Caldan 4G, Caldan 50 SP, Dhanpreet 20% SP, Mortar, Markar 10% EC ,Omite 57% EC ,Cover Granules,Cover Liquid,Areva 25% WG,Em-1.5% WG,Superkiller 25% EC,Dhanulux 25% EC,Dhanvan 20% EC, Media 17.8% SL,Monodhan 36% SL,Super D,Superkiller 10% EC,Areva Super 30% FS,Largo	Dhanuvit, Dhanzyme Gold,Dhanzyme Gold Gr.,Dhanzyme Granules,Maxyld 0.001%,Mycore

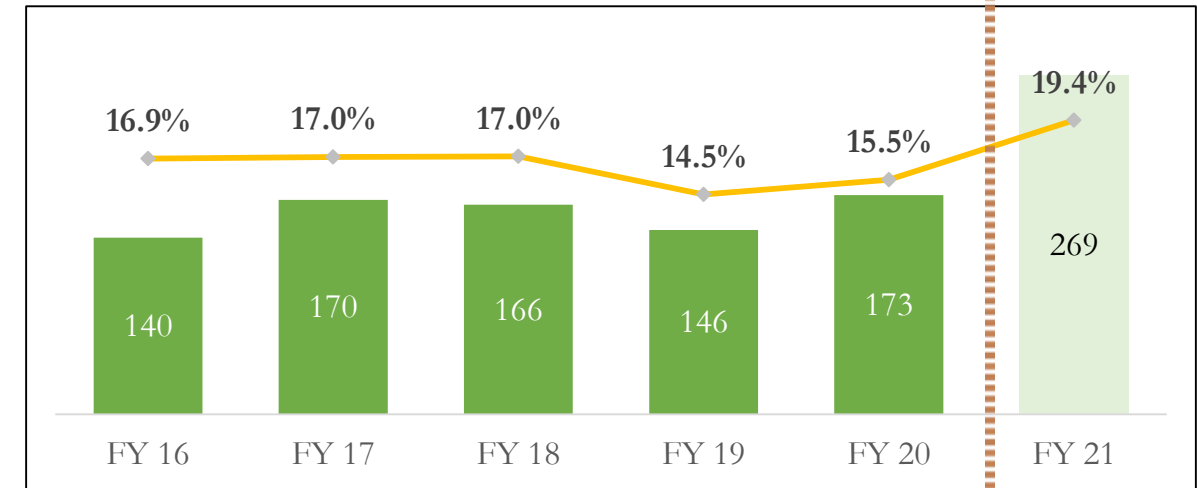
# Annual P&L Trend: Focus on Profitable Growth



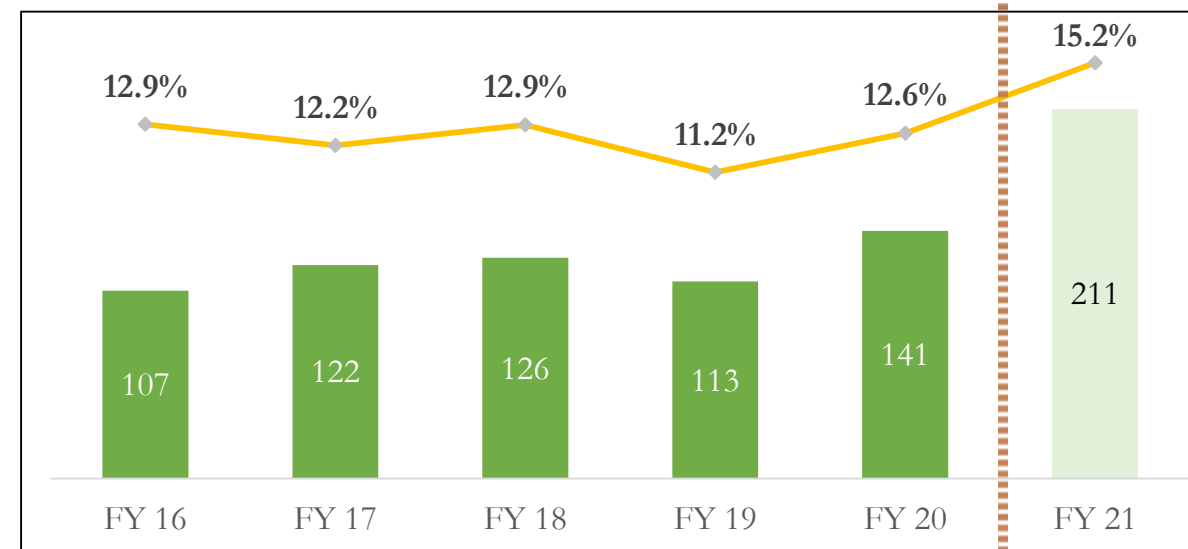
## Revenue from Operations and Gross Margin



## EBITDA and EBITDA Margin



## PAT and PAT Margin



This presentation contains statements that contain “forward looking statements” including, but without limitation, statements relating to the implementation of strategic initiatives, and other statements relating to Dhanuka Agritech Limited (“Dhanuka Agritech” or the Company) future business developments and economic performance.

While these forward looking statements indicate our assessment and future expectations concerning the development of our business, a number of risks, uncertainties and other unknown factors could cause actual developments and results to differ materially from our expectations.

These factors include, but are not limited to, general market, macro-economic, governmental and regulatory trends, movements in currency exchange and interest rates, competitive pressures, technological developments, changes in the financial conditions of third parties dealing with us, legislative developments, and other key factors that could affect our business and financial performance.

Dhanuka Agritech undertakes no obligation to publicly revise any forward looking statements to reflect future / likely events or circumstances.



**Dhanuka Agritech Limited**  
(CIN: L24219DL1985PLC020126)

**Global Gateway Towers Near Guru  
Dronacharya Metro Station, MG Road,  
Gurgaon -122002, Haryana.**

**Contact No: +91-124-4345000**

**Email: [Investors@dhanuka.com](mailto:Investors@dhanuka.com)**