



GUJARAT INDUSTRIES POWER COMPANY LTD.

Regd. Office: P.O. Ranoli – 391 350, Dist. Vadodara, Gujarat – INDIA

CIN: L99999GJ1985PLC007868

SEC/SE/INV.PRES/2023:

4th December, 2023

The General Manager Corporate Relations Department BSE Ltd. 1 st Floor, New Trading Ring Sir Phiroze Jeejeebhoy Towers, Dalal Street, Mumbai: 400 001.	The General Manager Listing Department National Stock Exchange of India Ltd. "Exchange Plaza", C-I, Block 'G', Bandra-Kurla Complex, Bandra (East) Mumbai: 400 051.
---	---

Scrip Code: 517300

Scrip Symbol: GIPCL

SUB.: INVESTORS PRESENTATION

Dear Sir / Madam,

We have uploaded an Investors Presentation on Company's website www.gipcl.com for the benefits of Investors / Shareholders at large. A copy of the Investors Presentation is enclosed herewith for information.

Kindly take the above on records and acknowledge the receipt.

Thanking you,

**Yours faithfully,
For Gujarat Industries Power Company Limited**

**CS Shalin Patel
Company Secretary and Compliance Officer**

Encl.: as above





Registered Office
Post: Raholi - 391 350
Dist.: Vadodara, Gujarat, India
CIN : L99999GJ1985PLC007868 | Website: www.gipcl.com

Board of Directors

Shri A K Rakesh, IAS - Chairman (Nominee of Government of Gujarat)

Shri Jai Prakash Shivahare, IAS - Director (Nominee of Gujarat Urja Vikas Nigam Limited)

Shri Swaroop P, IAS - Director (Nominee of Gujarat Alkalies and Chemicals Limited)

Shri K M Bhimajiyani, IAS - Additional Director (Nominee of Government of Gujarat)

Shri N N Misra - Independent Director

Shri Prabhat Singh - Independent Director

Shri Nitin Chandrashanker Shukla - Independent Director

Dr. Ravindra Harshadrai Dholakia - Independent Director

Dr. Mamata Biswal - Independent Director

Smt. Vatsala Vasudeva, IAS - Managing Director

Key Managerial Personnel

Shri K K Bhatt - Chief General Manager (Finance, I/c HR&A) & CFO

Shri Shalin Patel - Company Secretary & Compliance Officer

Senior Executives

Shri N K Singh - Chief General Manager (RE)

Smt. K R Mishra - General Manager (Commerce, Finance & Legal)

Shri P C Goyal - General Manager (Mines)

Shri P S Goyal - General Manager (RE O&M)

Shri A K Vaishnav - General Manager (RE Projects)

Shri B C Shah - General Manager (M&C)

Shareholding Pattern (as on 30.09.2023)

Sr. No.	Category of the Shareholder	No. of Shareholder	No. of Shares held	% of Total Share Capital
1	Promoters	4	8,42,36,161	55.69
2	Institutions (Domestic)	10	90,75,822	6.00
3	Institutions (Foreign)	47	58,64,178	3.88
4	Central/State Government(s)	6	1,15,54,306	7.64
5	Body Corporate	341	24,45,948	1.62
6	Others	74,394	3,80,74,773	25.17
	TOTAL	74,802	15,12,51,188	100.00

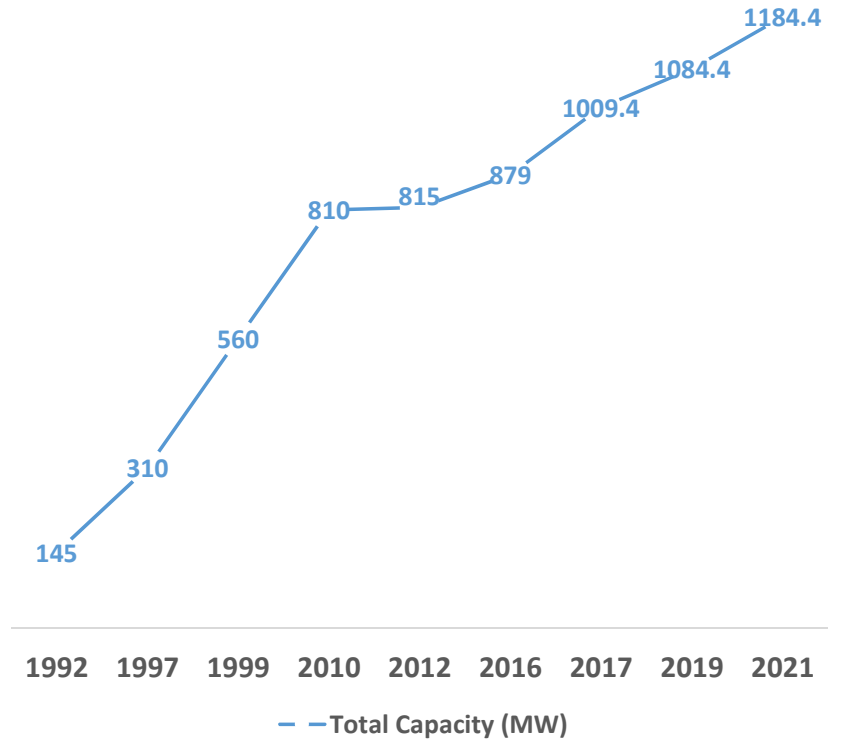


Company Profile

Gujarat Industries Power Company Limited (GIPCL) was incorporated in 1985 as a Public Limited company under the auspices of Government of Gujarat (GoG). The Company was incorporated as a Public Limited Company with the Registrar of Companies, Gujarat under the Companies Act, 1956 and having its registered office at P.O. Ranoli, Vadodara- 391 350, Gujarat, India and has listed its shares on BSE Limited and The National Stock Exchange (India) Limited. The company has been promoted by leading Gujarat PSUs, namely GSFC, GACL and GUVNL. The company is engaged in the business of Electrical Power Generation with a present installed generation capacity of 1184.40MW. The Company has a diversified portfolio of Thermal (Gas and Lignite), Wind and Solar Power Plant Assets in the State of Gujarat. GIPCL aims to transform itself into a formidable national level power sector enterprise.

Growth Journey

Sr. No.	Type of the Plant	Nature of the Plant	Location	Capacity (MW)	Commissioned In
1	Thermal	GAS	Vadodara	145	February 1992
2	Thermal	GAS	Vadodara	165	November 1997
3	Thermal	Lignite	Nani Naroli	250	November 1999
4	Thermal	Lignite	Nani Naroli	250	April 2010
5	Renewable	Solar	SLPP, Vastan	5	January 2012
6	Renewable	Solar	Amrol	1	April 2016
7	Renewable	Solar	SLPP, Vastan	1	May 2016
8	Renewable	Solar	Charanka Solar Park	40	September 2017
9	Renewable	Solar	Charanka Solar Park	40	September 2017
10	Renewable	Solar	Charanka Solar Park	75	June 2019
11	Renewable	Solar	Raghanesda Solar Park	100	August 2021
12	Renewable	Wind	Nakhatrana SN-1, Kutch	10.5	October 2016
13	Renewable	Wind	Nakhatrana SN-5, Kutch	10.5	October 2016
14	Renewable	Wind	Kotdapitha, Amreli	15	November 2016
15	Renewable	Wind	Rojmal, Botad & Rajkot	26	December 2016
16	Renewable	Wind	Kuchhadi, Porbandar	50.4	March 2017
TOTAL				1184.4	



Future Growth Plans

- **2375MW Renewable Energy Park at Khavda**

Leasehold Land was allotted at Great Rann of Kutch near Khavda to set up 2375MW of Renewable Energy (RE) Park. This Park will be developed as a part of prestigious 30GW RE Park planned near International Border in Great Rann of Kutch. Ministry of New & Renewable Energy (MNRE) has approved entire RE park under Ultra Mega Renewable Energy Power Project (UMREPP) Mode-8 to avail benefit of Central Financial Assistance (CFA). The major work orders for developing RE park infrastructure such as Pooling sub-stations, internal roads & drains have been issued and work at site is under progress.

The entire RE Park capacity is expected to be completed by December, 2026

Future Growth Plans

- **600MW Solar Power Project at Khavda**

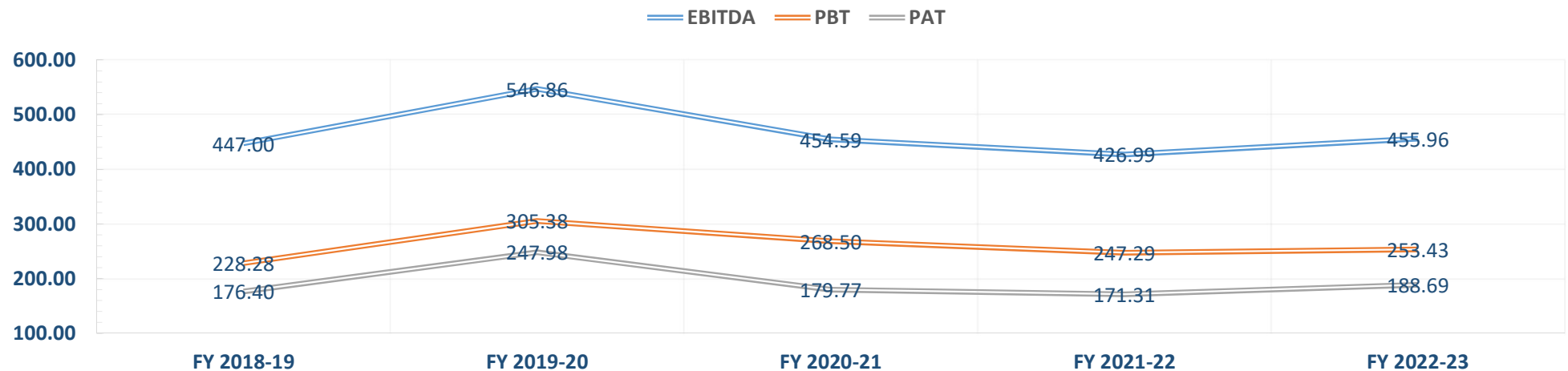
The Company had successfully bid for 600 MW Solar Power Project under Green shoe option of Gujarat Urja Vikas Nigam Limited (GUVNL) Tender & subsequently the Company has received the Letter of Intent (LoI) for the project from GUVNL in the month of May, 2023. The Company has already appointed M/s. Tata Consulting Engineers as Project Management Consultant and basic engineering and tendering activities have been initiated. Company has signed the Power Purchase Agreement (PPA) with GUVNL at a tariff of Rs. 2.73 per unit on 11.08.2023

- **500MW Solar Power Project at Khavda**

The Company has signed the Power Purchase Agreement (PPA) with GUVNL at a tariff of Rs. 2.73 per unit on 30.10.2023.

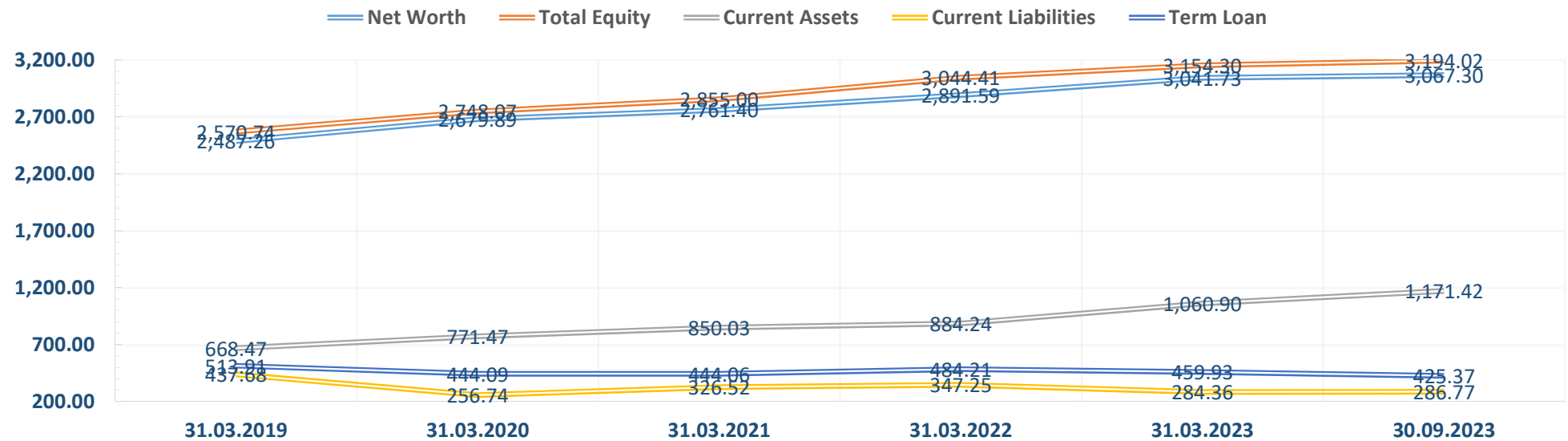
Financial Performance

		Rs. In Crores					
Sr. No.	Particulars	FY 2018-19	FY 2019-20	FY 2020-21	FY 2021-22	FY 2022-23	HY 2023-24
1	Revenue from Operation	1,407.35	1,378.83	1,335.35	1,172.41	1,355.56	622.39
2	EBITDA	447.00	546.86	454.59	426.99	455.96	211.80
3	Profit Before Tax (PBT)	228.28	305.38	268.50	247.29	253.43	108.65
4	Profit After Tax (PAT)	176.40	247.98	179.77	171.31	188.69	85.72



Financial Position

Rs. In Crores							
Sr. No.	Particulars	31.03.2019	31.03.2020	31.03.2021	31.03.2022	31.03.2023	30.09.2023
1	Net Worth	2,487.26	2,679.89	2,761.40	2,891.59	3,041.73	3,067.30
2	Total Equity	2,570.74	2,748.07	2,855.00	3,044.41	3,154.30	3,194.02
3	Current Assets	668.47	771.47	850.03	884.24	1,060.90	1,171.42
4	Current Liabilities	437.68	256.74	326.52	347.25	284.36	286.77
5	Term Loan	513.91	444.09	444.06	484.21	459.93	425.37



Financial Ratios

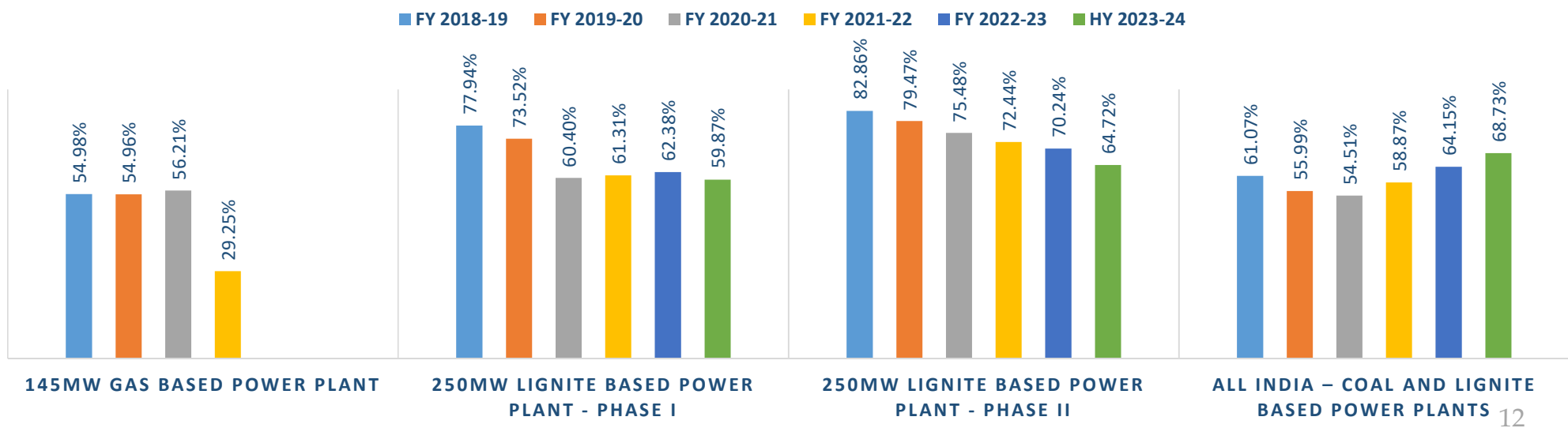
Sr. No.	Ratio	FY 2018-19	FY 2019-20	FY 2020-21	FY 2021-22	FY 2022-23
1	Current ratio (in times)	1.53	3.00	2.60	2.55	3.73
2	Debt-equity ratio	16.55%	14.08%	16.63%	17.06%	15.34%
3	Debt service coverage ratio (in times)	1.97	2.55	3.98	4.48	3.63
4	Return on Equity	7.01%	9.32%	6.48%	5.81%	6.09%
5	Inventory turnover ratio (in times)	8.83	8.43	6.98	5.26	5.60
6	Trade receivables turnover ratio (in times)	5.90	6.75	5.46	3.76	4.27
7	Trade payables turnover ratio (in times)	6.09	6.03	9.98	8.10	9.61
8	Net capital turnover ratio (in times)	6.07	2.67	2.55	2.17	1.74
9	Net profit ratio	12.60%	18.05%	13.48%	14.68%	13.99%
10	Return on capital employed	8.36%	10.51%	8.46%	7.37%	7.50%
11	Earnings per share (EPS) (in Rs.)	11.66	16.40	11.89	11.33	12.48
12	Asset Coverage Ratio (in times)	4.49	5.85	5.22	5.55	6.31
13	TOL / TNW	32.34%	23.89%	26.12%	25.84%	22.19%
14	Interest Coverage Ratio (in times)	7.88	9.78	13.64	13.85	11.15
15	Return on Net worth	7.09%	9.25%	6.51%	5.92%	6.20%
16	Book Value per Share (BVPS) (in Rs.)	169.96	181.69	188.76	201.28	208.55

Technical Performance - Thermal

Sr. No.	Name of the Plant	PLF					
		FY 2018-19	FY 2019-20	FY 2020-21	FY 2021-22	FY 2022-23	HY 2023-24
1	145MW GAS Based Power Plant	54.98%	54.96%	56.21%	*29.25%	Not in operation	
2	250MW Lignite Based Power Plant - Phase I	77.94%	73.52%	60.40%	61.31%	62.38%	59.87%
3	250MW Lignite Based Power Plant - Phase II	82.86%	79.47%	75.48%	72.44%	70.24%	64.72%
4	All India – Coal and Lignite Based Power Plants**	61.07%	55.99%	54.51%	58.87%	64.15%	68.73%

* considering plant operation till 26.10.2021

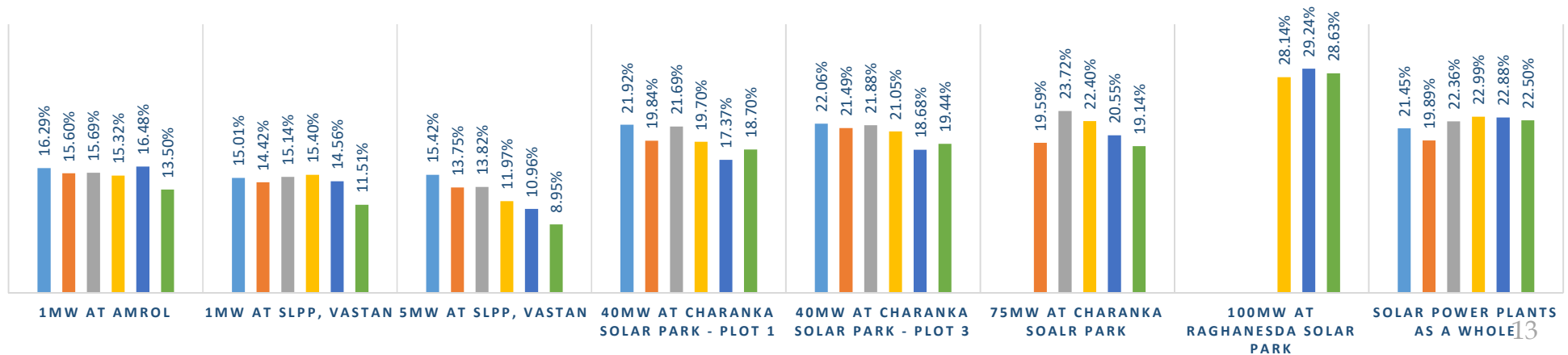
**source: https://powermin.gov.in/sites/default/files/uploads/power_sector_at_glance_Oct_2023.pdf



Technical Performance - Solar

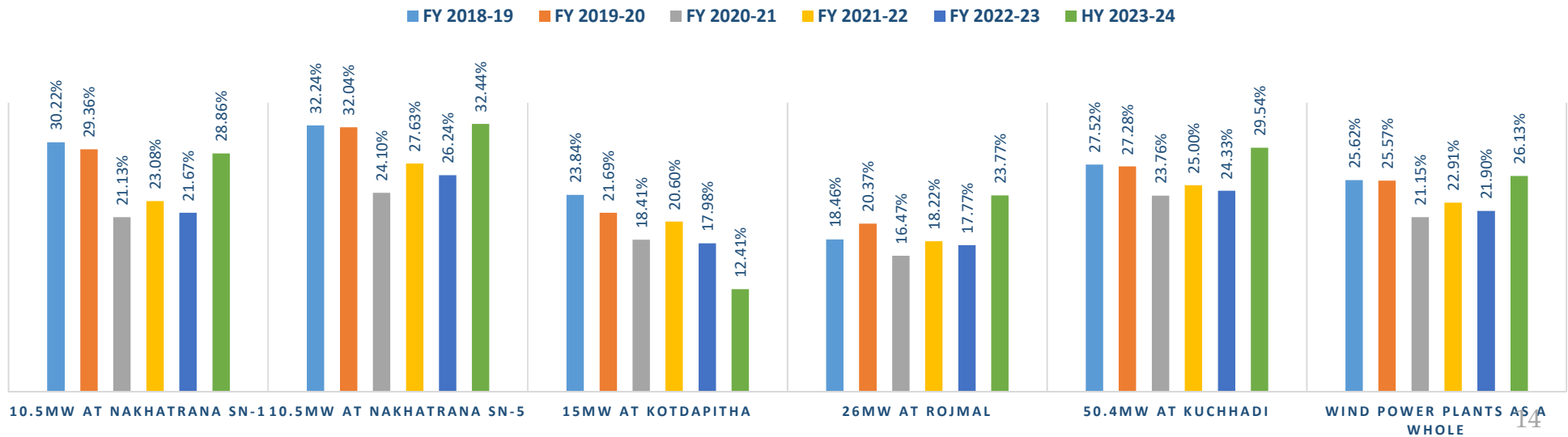
Sr. No.	Name of the Solar Power Plant	CUF					
		FY 2018-19	FY 2019-20	FY 2020-21	FY 2021-22	FY 2022-23	HY 2023-24
1	1MW at Amrol	16.29%	15.60%	15.69%	15.32%	16.48%	13.50%
2	1MW at SLPP, Vastan	15.01%	14.42%	15.14%	15.40%	14.56%	11.51%
3	5MW at SLPP, Vastan	15.42%	13.75%	13.82%	11.97%	10.96%	8.95%
3	40MW at Charanka Solar Park - Plot 1	21.92%	19.84%	21.69%	19.70%	17.37%	18.70%
4	40MW at Charanka Solar Park - Plot 3	22.06%	21.49%	21.88%	21.05%	18.68%	19.44%
5	75MW at Charanka Soalr Park	NA	19.59%	23.72%	22.40%	20.55%	19.14%
6	100MW at Raghnesda Solar Park	NA	NA	NA	28.14%	29.24%	28.63%
7	Solar Power Plants as a whole	21.45%	19.89%	22.36%	22.99%	22.88%	22.50%

■ FY 2018-19
 ■ FY 2019-20
 ■ FY 2020-21
 ■ FY 2021-22
 ■ FY 2022-23
 ■ HY 2023-24



Technical Performance - Wind

Sr. No.	Name of the Wind Power Plant	CUF					
		FY 2018-19	FY 2019-20	FY 2020-21	FY 2021-22	FY 2022-23	HY 2023-24
1	10.5MW at Nakhatrana SN-1	30.22%	29.36%	21.13%	23.08%	21.67%	28.86%
2	10.5MW at Nakhatrana SN-5	32.24%	32.04%	24.10%	27.63%	26.24%	32.44%
3	15MW at Kotdapitha	23.84%	21.69%	18.41%	20.60%	17.98%	12.41%
3	26MW at Rojmal	18.46%	20.37%	16.47%	18.22%	17.77%	23.77%
4	50.4MW at Kuchhadi	27.52%	27.28%	23.76%	25.00%	24.33%	29.54%
5	Wind Power Plants as a whole	25.62%	25.57%	21.15%	22.91%	21.90%	26.13%



ALL INDIA INSTALLED CAPACITY (IN MW) OF POWER STATIONS

(As on 31.10.2023)

(UTILITIES)

Region	Ownership/ Sector	Mode wise breakup									Grand Total
		Thermal					Nuclear	Renewable			
		Coal	Lignite	Gas	Diesel	Total		Hydro	RES*(MNRE)	Total	
Northern Region	State	17665.00	250.00	2878.90	0.00	20793.90	0.00	6008.25	737.20	6745.45	27539.35
	Private	22624.33	1080.00	772.00	0.00	24476.33	0.00	3241.00	33424.09	36665.09	61141.42
	Central	15227.64	250.00	2344.06	0.00	17821.70	1620.00	11502.51	379.00	11881.51	31323.21
	Sub Total	55516.97	1580.00	5994.96	0.00	63091.93	1620.00	20751.76	34540.29	55292.05	120003.98
Western Region	State	21290.00	900.00	2849.82	0.00	25039.82	0.00	5446.50	602.23	6048.73	31088.55
	Private	31612.17	500.00	4676.00	0.00	36788.17	0.00	481.00	41486.80	41967.80	78755.97
	Central	21610.42	0.00	3280.67	0.00	24891.09	2540.00	1635.00	666.30	2301.30	29732.39
	Sub Total	74512.59	1400.00	10806.49	0.00	86719.08	2540.00	7562.50	42755.33	50317.83	139576.91
Southern Region	State	21392.50	0.00	791.98	159.96	22344.44	0.00	11827.48	627.08	12454.56	34799.00
	Private	13158.50	250.00	5340.24	273.70	19022.45	0.00	0.00	51157.42	51157.42	70179.87
	Central	13027.08	3390.00	359.58	0.00	16776.66	3320.00	0.00	541.90	541.90	20638.56
	Sub Total	47578.08	3640.00	6491.80	433.66	58143.55	3320.00	11827.48	52326.40	64153.88	125617.43
Eastern Region	State	6970.00	0.00	80.00	0.00	7050.00	0.00	3550.22	278.11	3828.33	10878.33
	Private	5553.00	0.00	0.00	0.00	5553.00	0.00	209.00	1607.97	1816.97	7369.97
	Central	15924.84	0.00	0.00	0.00	15924.84	0.00	1005.20	10.00	1015.20	16940.04
	Sub Total	28447.84	0.00	80.00	0.00	28527.84	0.00	4764.42	1896.08	6660.50	35188.34
North Eastern Region	State	0.00	0.00	411.36	36.00	447.36	0.00	422.00	268.75	690.75	1138.10
	Private	0.00	0.00	0.00	0.00	0.00	0.00	0.00	275.66	275.66	275.66
	Central	770.02	0.00	1253.60	0.00	2023.62	0.00	1522.01	30.00	1552.01	3575.63
	Sub Total	770.02	0.00	1664.96	36.00	2470.98	0.00	1944.01	574.41	2518.42	4989.39
Islands	State	0.00	0.00	0.00	84.35	84.35	0.00	0.00	5.25	5.25	89.60
	Private	0.00	0.00	0.00	35.19	35.19	0.00	0.00	29.58	29.58	64.77
	Central	0.00	0.00	0.00	0.00	0.00	0.00	0.00	5.10	5.10	5.10
	Sub Total	0.00	0.00	0.00	119.54	119.54	0.00	0.00	39.93	39.93	159.47
ALL INDIA	State	67317.50	1150.00	7012.06	280.31	75759.87	0.00	27254.45	2518.61	29773.06	105532.93
	Private	72948.00	1830.00	10788.24	308.89	85875.14	0.00	3931.00	127981.52	131912.52	217787.66
	Central	66560.00	3640.00	7237.91	0.00	77437.91	7480.00	15664.72	1632.30	17297.02	102214.93
	Total	206825.50	6620.00	25038.21	589.20	239072.91	7480.00	46850.17	132132.44	178982.61	425535.52

Figures at decimal may not tally due to rounding off

Abbreviation:- SHP=Small Hydro Project (≤ 25 MW), BP=Biomass Power, U&I=Urban & Industrial Waste Power, RES=Renewable Energy Sources

Note :- 1. RES include SHP, BP, U&I, Solar and Wind Energy. Installed capacity in respect of RES (MNRE) as on 30.09.2023

Source: https://cea.nic.in/wp-content/uploads/installed/2023/10/IC_OCT_2023-1.pdf

THANK YOU