

May 21, 2024

The Manager
Listing Department
BSE Limited
Phirozee Jeejeebhoy Tower,
Dalal Street
Mumbai 400 001
BSE Scrip Code: 532395

The Manager
Listing Department
The National Stock Exchange of India Limited
Exchange Plaza, 5 Floor, Plot C/1, G Block
Bandra – Kurla Complex, Bandra(E),
Mumbai 400 051
NSE Symbol: AXISCADES

Dear Sir/Madam,

Sub: Q4 FY24 & FY24 Result Presentation

Please find attached the consolidated results presentation for quarter and year ended March 31, 2024, of AXISCADES Technologies Limited (AXISCADES).

This presentation is the information for shareholders on the performance of the Company for quarter and year ended March 31, 2024.

Kindly upload presentation to the terminals.

Yours faithfully,

For **AXISCADES Technologies Limited**

Sonal Dudani
Company Secretary & Compliance Officer

Encl: A/a

AXISCADES Technologies Limited

(Formerly AXISCADES Engineering Technologies Limited)
CIN No.: L72200KA1990PLC084435

Reg. Office: Block C, Second Floor, Kirloskar Business Park, Bengaluru - 560024, Karnataka, INDIA
Ph: +91 80 4193 9000 | Fax: +91 80 4193 9099 | Email: info@axiscades.com | www.axiscades.com



AXISCADES TECHNOLOGIES LIMITED

Q4 & FY24
EARNINGS PRESENTATION



This presentation and the accompanying slides (the “Presentation”), which have been prepared by **AXISCADES Technologies Limited** (the “Company”), have been prepared solely for information purposes and do not constitute any offer, recommendation or invitation to purchase or subscribe for any securities, and shall not form the basis or be relied on in connection with any contract or binding commitment whatsoever. No offering of securities of the Company will be made except by means of a statutory offering document containing detailed information about the Company.

This Presentation has been prepared by the Company based on information and data which the Company considers reliable, but the Company makes no representation or warranty, express or implied, whatsoever, and no reliance shall be placed on, the truth, accuracy, completeness, fairness and reasonableness of the contents of this Presentation. This Presentation may not be all inclusive and may not contain all the information that you may consider material. Any liability in respect of the contents of, or any omission from, this Presentation is expressly excluded.

Certain matters discussed in this Presentation may contain statements regarding the Company’s market opportunity and business prospects that are individually and collectively forward-looking statements. Such forward-looking statements are not guarantees of future performance and are subject to known and unknown risks, uncertainties and assumptions that are difficult to predict. These risks and uncertainties include, but are not limited to, the performance of the Indian economy and of the economies of various international markets, the performance of the industry in India and world-wide, competition, the company’s ability to successfully implement its strategy, the Company's future levels of growth and expansion, technological implementation, changes and advancements, changes in revenue, income or cashflows, the Company's market preferences and its exposure to market risks, as well as other risks. The Company's actual results, levels of activity, performance or achievements could differ materially and adversely from results expressed in or implied by this Presentation. The Company assumes no obligation to update any forward-looking information contained in this Presentation. Any forward-looking statements and projections made by third parties included in this Presentation are not adopted by the Company and the Company is not responsible for such third-party statements and projections.

All Maps used in the presentation are not to scale. All data, information, and maps are provided "as is" without warranty or any representation of accuracy, Process or completeness events or circumstances.



Abidali Neemuchwala
Chairman

“FY24 was another landmark year for the Company, in its journey to be at the forefront of best-in-class engineering and technology solutions, and at the same time, deliver a sustainable and profitable business performance to all its stakeholders. I am pleased to report that, at the end of FY24, the Company stands much stronger, with its foray into new verticals, new acquisitions, new competencies, and a much stronger customer base. Our defense business is gaining strength, and our production revenues from defense reached record run in FY24 and will continue to accelerate in the coming years. The equity base stands enhanced, borrowings significantly reduced and the robust balance sheet and cash reserves, allows us much head-room to invest in people, technology, competencies, R&D labs and business growth.

While we are conscious of the global macroeconomic challenges and uncertainties, we are entering the new financial year, with renewed vigor, confidence and commitment for growth, and are well positioned to navigate the exciting pipeline of opportunities, ahead of us.”



Arun Krishnamurthi
CEO & Managing Director

“The financial year 2024 was a momentous year for the Company, in which we successfully concluded a qualified institutional placement, made two acquisitions, acquired new logos, strengthened our strategic relationship with several OEMs and strategic customers, had several deal wins, retired high-cost debt and strengthened our balance sheet.

I am pleased to report noteworthy operational performance in FY2024, despite global macroeconomic volatility and challenges in two verticals, namely Heavy Engineering and Product Engineering Services. The Company grew by 17% in sales revenue to INR 952 crores with an EBITDA of INR 130 crores and PAT of INR 33 crores.

The revenue growth was driven by Engineering Services, which grew by 21%, led by Aerospace, Automotive and Energy Verticals. The Defense production revenues tripled, while the order pipeline and confirmed order book from certified prototypes continues to grow. We see our Defense production continuing to ramp up in the coming year too, with our digital and embedded revenue keeping a healthy pace of growth

Looking ahead, we remain committed to deliver a strong performance in FY25, leveraging our diverse capabilities to drive long-term growth and value creation for our stakeholders.”

FINANCIAL HIGHLIGHTS

Q4 FY24

- Revenue from Operations of **Rs. 256 crores** for the quarter; grew by **14% YoY**
- Revenue in \$ terms for the quarter stood at **\$ 31 Mn**; growth of **11% YoY**
- EBITDA for the quarter at **Rs. 32 crores**; grew by **3% YoY**, grew by **10% QoQ**
- EBITDA Margins stood at **12.7%**; as against **12.6%** in Q3FY24 and **13.9%** in Q4FY23
- PAT stood at **Rs.9 crores with PAT margin of 3.4%** in the quarter, as against **Rs.8 crores in Q3FY24 (3.2%)** and **Rs.16.04 crores in Q4FY23 (7.1%)**

FY24

- Revenue from Operations of **Rs. 952 crores** for the year; grew by **17% YoY**
- Revenue in \$ terms for the year stood at **\$ 116 Mn**; growth of **14% YoY**
- EBITDA for the year at **Rs. 130 crores** as against **normalized EBITDA of Rs. 124 crores** in FY23 ; grew by **5% YoY**.
- EBITDA Margins stood at **13.7%**; as against normalized EBITDA margin of **15.3%** in FY23
- Profit after Tax at **Rs. 33 crores**, as against PAT Loss of **Rs.4.80 crores** in FY23
- PAT Margins for the year stood at **3.5%** as compared to **-0.6%** in FY23

BUSINESS HIGHLIGHTS

- Engineering services revenue grew **21% to Rs.694 crores** with robust growth in Aerospace, Automotive and Energy, despite softness in Heavy Engineering and Product Engineering Services
- Revenue from **new customer logos** grows to Rs.69 crores, a growth of **5 Times** over the previous year
- Deal win with Aerospace OEM with **TCV of \$ 18 Mn** in the areas of in-service repair and manufacturing support
- Defense Production Revenues in Mistral **triples from Rs.39 crores to Rs.112 crores**, with **Rs.272 crores in executable production orders**
- Commencement of delayed delivery of **Man Portable Counter Drone System (MPCDS)** to the Indian Army, with significant addressable market in Indian Defense and Global Markets
- **Design and prototype wins in several defense programs**, such as HISAR, next generation ERP for combat aircrafts, Intel based SBC, DEAL satellite terminal design, DF for Naval program, adding to the production order pipeline
- **Digital Team ramped to 75+ FTEs** with deep competencies in automation, AI/ML and robotics, with complete digital project execution capabilities
- Acquisition of **add-solutions GmbH and EPCOGEN**, opens new vistas in Automotive and Energy Space, adding strategic logos and competencies
- Increase in confirmed **order book by 27% at Rs. 749 crores**, as against INR 589 crores at the beginning of the year
- Successful closure of QIP for **Rs. 220 crores** with marquee Institutional Investors
- Reduction in **Net Borrowings** by 60% from **INR 214 crores** to **INR 85 crores**, which will **significantly reduce Finance Cost**
- Net Billable Resource addition of **500+**, Reduction in attrition rate to **16% from 21%**
- Strengthening of **Board Positions** and **Corporate Governance Process**

AXISCADES is a Technology Company focusing on Product Engineering Solutions, serving Global OEMs

Aerospace

- Design & Analysis - Primary & Secondary Structures, Aircraft Interiors
- MSI and ESI, Electrical harness
- Manufacturing Engineering
- In-Service support - Repairs



Automotive

- Design, Analysis
- BIW/CIW
- Interior & Exterior
- Engines, Powertrain
- Cost Optimization & Localization



Defense & Homeland Security

- Avionics, Radar/EW, C4I2
- Automated Test Solutions
- Simulators, UAVs
- GSE/GHE
- System Integration
- Offset Management



DESIGN



MANUFACTURING



IN SERVICE SUPPORT

Mechanical Engineering
 Embedded SW and HW
 System Integration
 Digitization
 Manufacturing and Aftermarket Solutions

Energy

- Avionics, Radar/EW, C4I2
- Automated Test Solutions
- Simulators, UAVs
- GSE/GHE
- System Integration
- Offset Management



Semiconductors

- Silicon validation
- Branded chipsets with the likes of Texas Instruments, Qualcomm etc.
- Product Sustenance



Heavy Engineering

- Structures, Cabin Design
- Engine, Powertrain
- Electrical, Lube, Hydraulic systems Design
- Digital Manufacturing



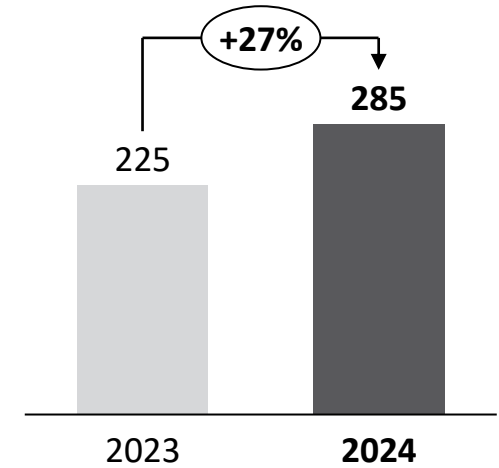
Strategic partner to global OEMs for **Innovative, Sustainable, Safer & Smarter** Products



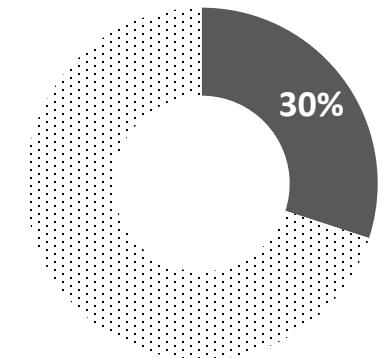
Key Highlights:

- Good performance in FY24 backed by increasing our share of wallet from existing clients with large deal win from previous year
- Secured a large OEM deal of \$ 18 Mn which is to be executed in next 5 years
- New areas of service include manufacturing support, product design and development and engineering support in new geographies for European OEM
- Commenced strategic partnership with leading independent aircraft engineering and maintenance group with potential to grow to large size account

Segment Growth



FY24 Aerospace Revenue Pie (%)



Outlook

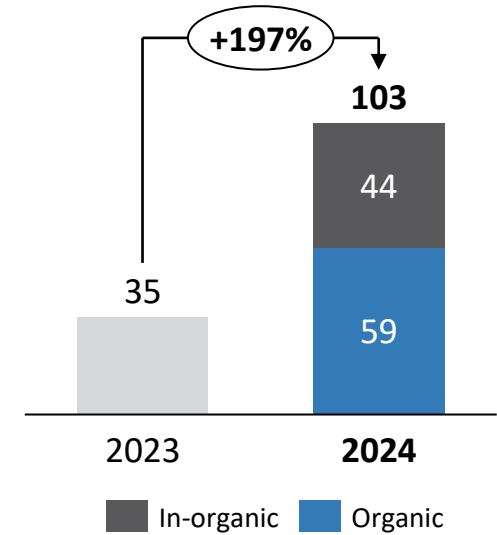
- We anticipate industry leading growth rate in this vertical backed by further potential with OEM in manufacturing processes and assembly lines
- Advanced level discussions with leading helicopter manufacturer for engineering and design support
- Exploring GTM strategy to capture tier 1's and other aerospace OEM's within the aerospace industry to deepen competencies in structural design support, electricals and digital focus to achieve efficiencies



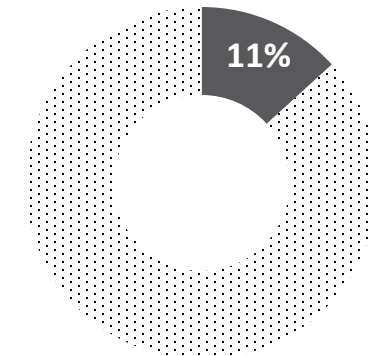
Key Highlights:

- Large engagement with UK based automotive OEM with >\$1M in less than 1 year of customer acquisition. Further diversified customer base with various OEM's and tier 1's
- Completed acquisition of Add-solution, Germany with capabilities in EDS, HMI test and automation resulting in run rate of >\$5M from one of world's largest OEM
- Growth in vertical can be attributed to the fields of embedded systems, mechanical engineering etc
- The company commenced execution of advanced work packages with large OEM on cyber security and made inroads with newer areas of engagements with various customers

Segment Growth



FY24 Automotive Revenue Pie (%)



Outlook

- Above industry average growth driven by leveraging synergized capabilities across the enterprise and work closely with partners to further develop inhouse capabilities
- Deepen relationships with existing customer base across Europe and APAC
- Pivot to advanced solutioning such as reusable components, CASE technologies and other new age automotive technologies
- Demand slow down in a large OEM may have a possible impact in automotive revenues in H1 FY25



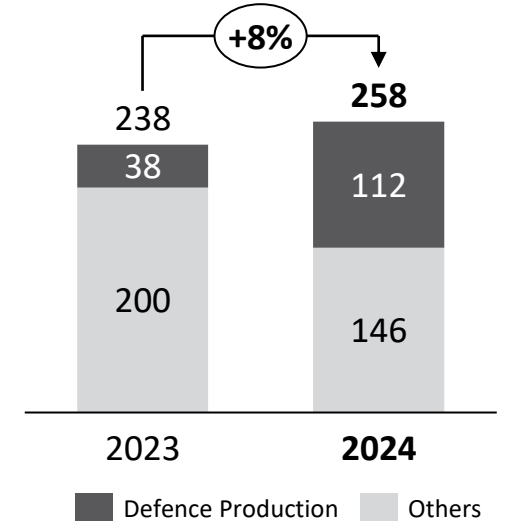
Key Highlights:

- Significant increase in production revenues from design wins of prior years resulting in >25% margins on these executions
- New pipeline additions across various Defense programs ranging from aerospace to radar
- INR 272 Cr in executable production orders, which will become due for production in coming year/s
- 40 Nos of one of a kind **Man Portable Counter Drone System (MPCDS)** cleared for dispatch to the Indian Army. Balance 60 Nos under production.
- The company anticipates strong interest on this front in the next couple of years as it also covers certain special frequency spectrums not addressed by any other system in the market

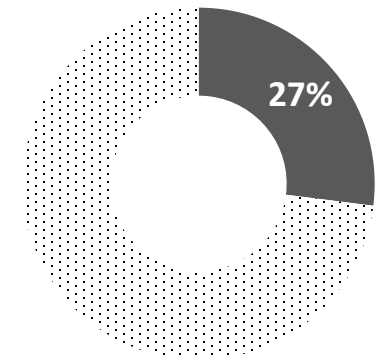
Outlook

- Production revenues will continue to ramp up in FY25. Multi crore order pipeline of design wins awaiting production in outer years
- New opportunities in counter drone system over next 5 years are highly promising with addressable market more than INR 3,000 Cr
- Exploring opportunities to export Defense systems and services to prospective clients overseas

Segment Growth



FY24 Defense Revenue Pie (%)

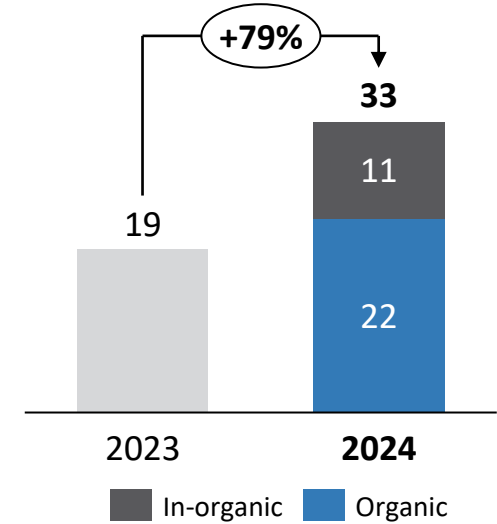




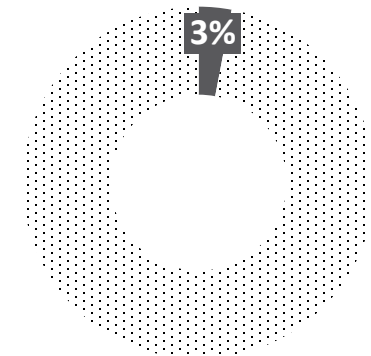
Key Highlights:

- Our organic business grew 16% backed by our deepening relationships with our customers across the energy spectrum
- With the addition of EPCOGEN capabilities, we now cater to very large and diverse customer base which is open to be mined in the coming years
- The expertise from EPCOGEN on pre-bid engineering and design engineering will be our launch pad to a global platform as we provide new age solutions to energy demands of the world
- Our partnerships with our European customers in the renewable energy continue to grow and develop across the spectrum of engineering

Segment Growth




FY24 Energy Revenue Pie (%)



Outlook

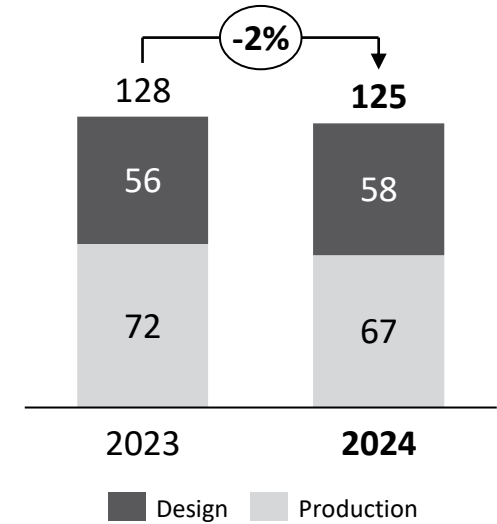
- The company plans to achieve above industry average growth in the vertical by enhancing contract values from customers and new customer acquisitions
- We will also commence our operations in Middle East with specific focus on energy customers so that we are able to provide and demonstrate solutions locally, both on traditional O&G as well as renewable energies front



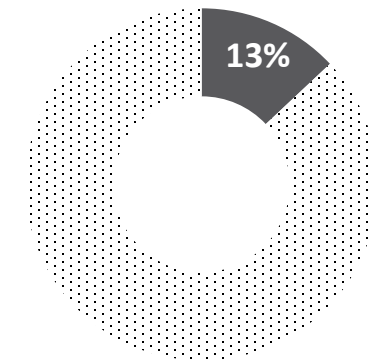
Key Highlights:

- Although FY24 has seen a marginal decline in our semiconductor business, the engine behind this – our Product Engineering Services has seen several significant developments
- Revenue decline due to inventory buildup at customer end leading to production decline, but nonrecurring engineering (NRE) business (prototype / design) has grown 6% YoY
- Synergized solutions with larger enterprise to global tier I/II customers in automotive space
- Onboarded world’s largest phone and consumer electronic manufacturer as a customer with clear glide path on engagements into FY25

Segment Growth



FY24 Semiconductor Revenue Pie (%)



Outlook

- We anticipate that production revenues from this vertical may be flat up until H1 after which growth will be normalized
- Ramp up in automotive as well as other radar based solutioning in other verticals
- Synergized GTM strategy to offer Product Engineering solutions across other verticals within larger enterprise which should show an uptick in NRE revenues



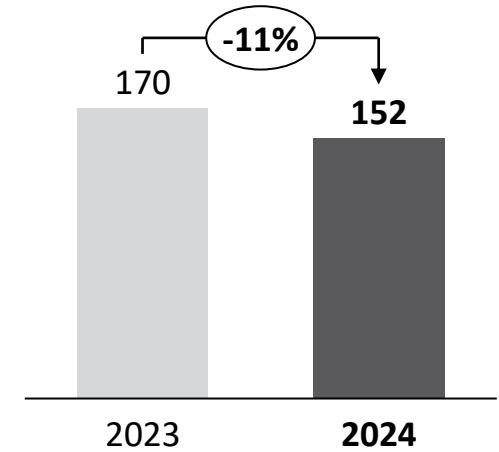
Key Highlights:

- During FY24 Heavy Engineering vertical witnessed a de-growth of 11% year-on-year mainly due to macro-economic factors
- We are restructuring our business to capitalize on the opportunities and the deep expertise we have with one of the largest heavy engineering OEM. Our increased focus is enabling us to serve the customer better
- We have been chosen as a strategic partner for a global transformation initiative on the manufacturing front by our customer focused on process standardization and commonization which has the potential to be a large engagement for us

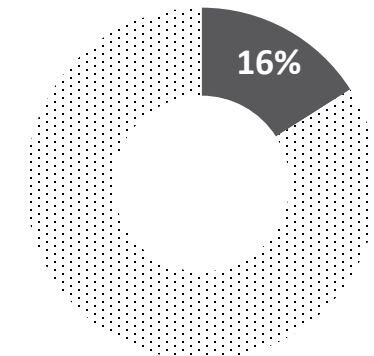
Outlook

- We expect FY25 to be a growth year for the Company in this vertical, with a two-pronged approach of enhancing the profitability in current business by adopting AI, Automation to the possible extent and getting business ready for future
- The company is seeking to add more logos in this vertical and leverage on the significant opportunities in automation, electrification of off-highway vehicles and expansion in regional markets such as Asia Pacific & Middle –East

Segment Growth

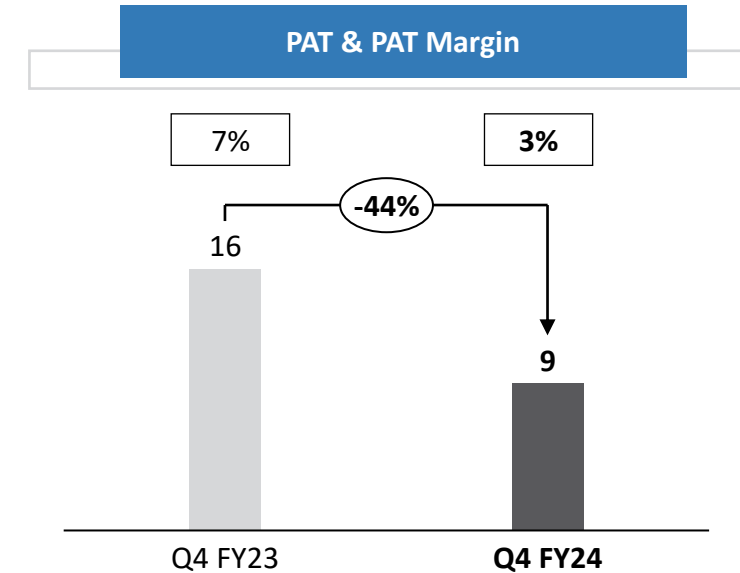
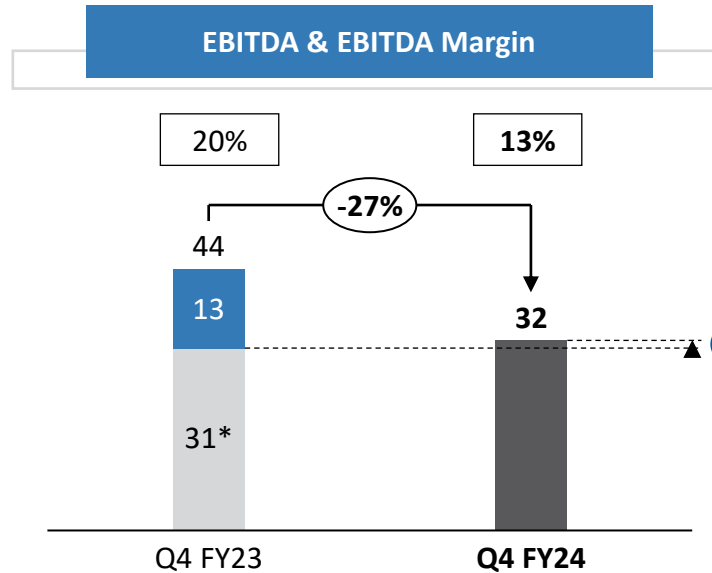
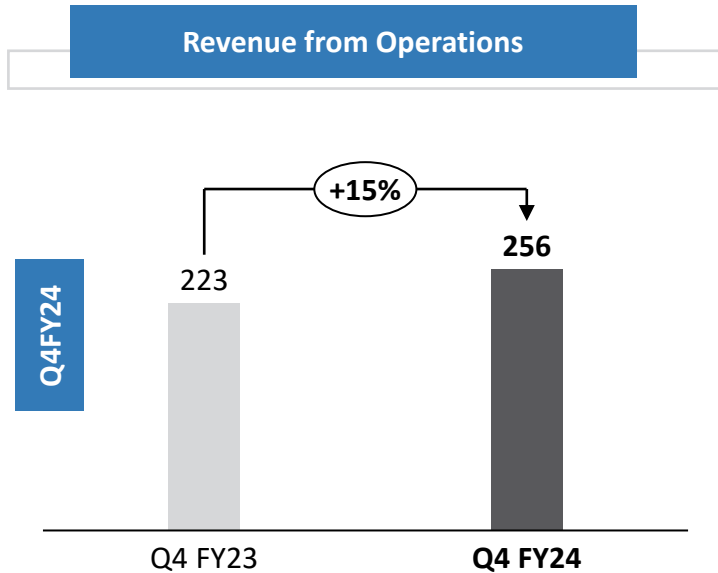
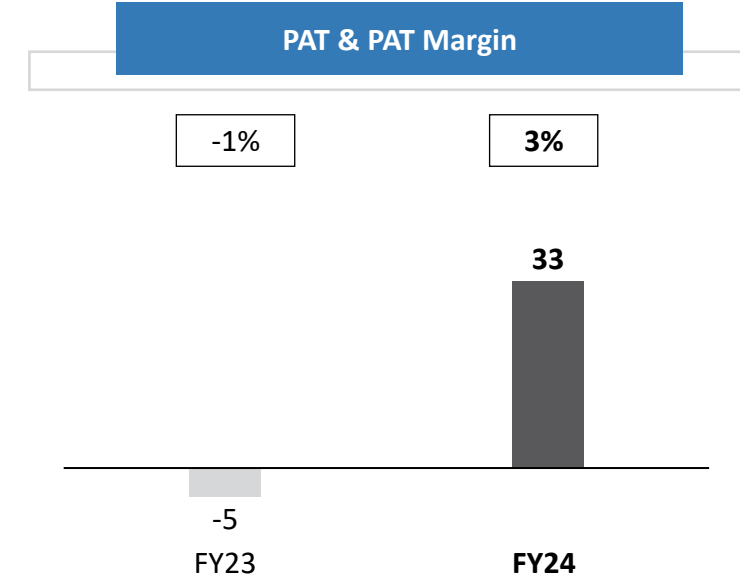
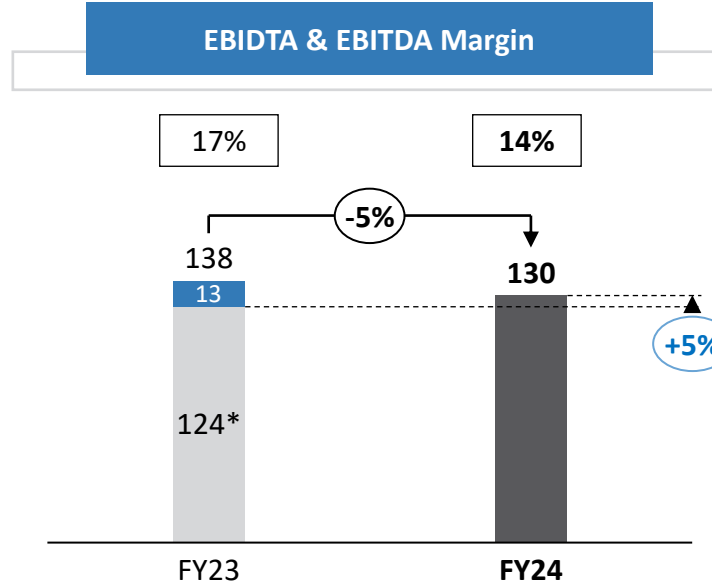
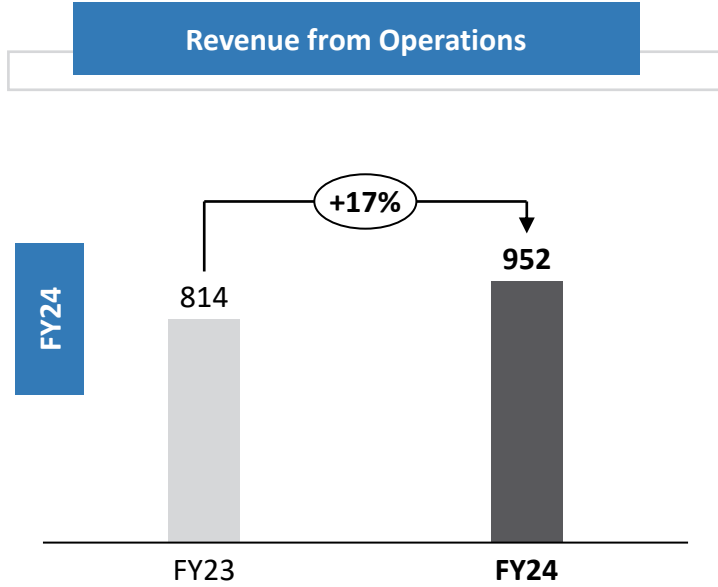


FY24 Heavy Engineering Revenue Pie (%)



Key Financial Performance

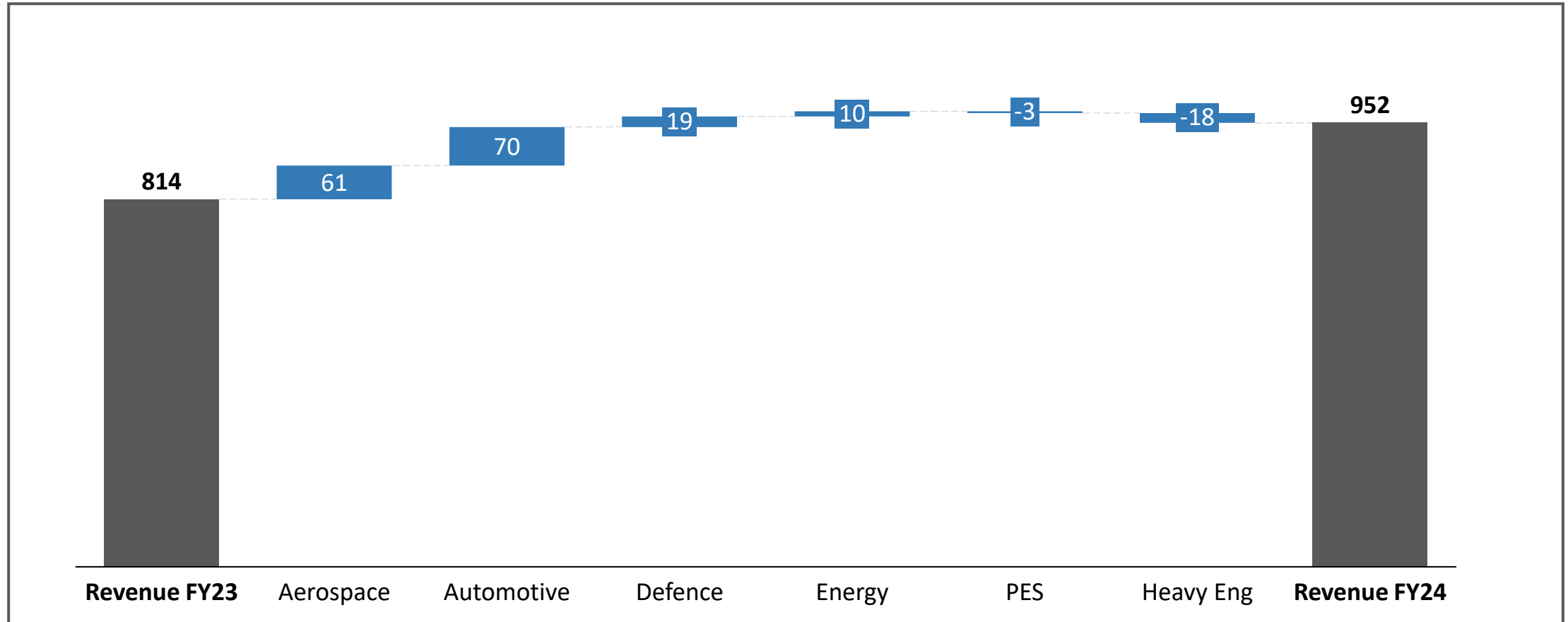
in INR crores



Consolidated Profit & Loss Statement



Particulars (in INR Cr.)	Q4 FY24	Q4 FY23	YoY %	Q3 FY24	QoQ %	FY24	FY23	YoY %
Operating Revenue (\$ Mn)	\$ 31.0	\$ 27.7	12%	\$ 28.2	10%	\$116.1	\$101.8	14%
Revenue	256	223	15%	231	10%	952	814	17%
Other Income	6	4		2		13	14	
Total Revenue	261	227	15%	234	12%	965	828	17%
EBITDA	32	44*	-26%	29	11%	130	138*	-5%
EBITDA Margin (%)	13%	20%		13%		14%	17%	
EBIT	23	37	-39%	21	10%	97	111	-13%
PBT before Exceptional Item	16	27		11		53	89	
Tax	7	11		3		20	26	
Profit after Tax	9	16	-44%	8	19%	33	-5	-
PAT Margin %	3%	7%		3%		3%	-1%	



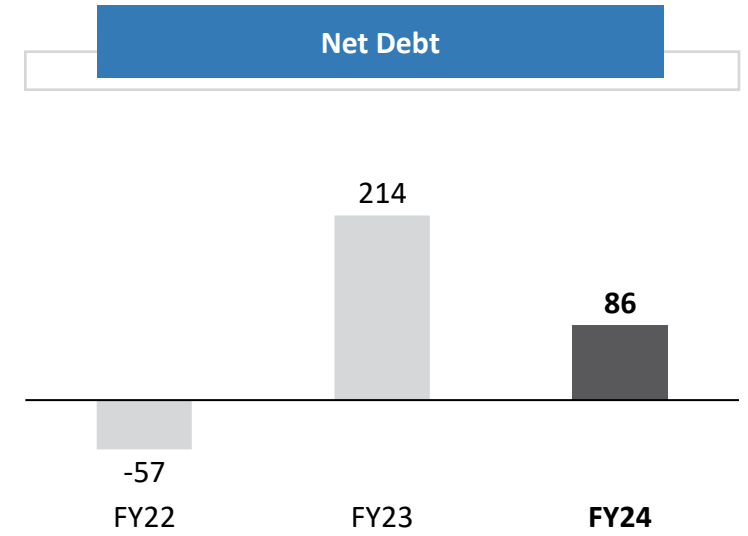
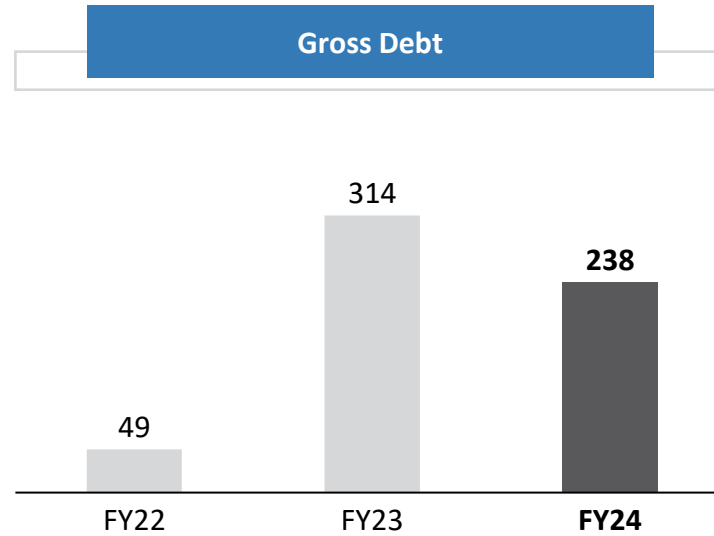
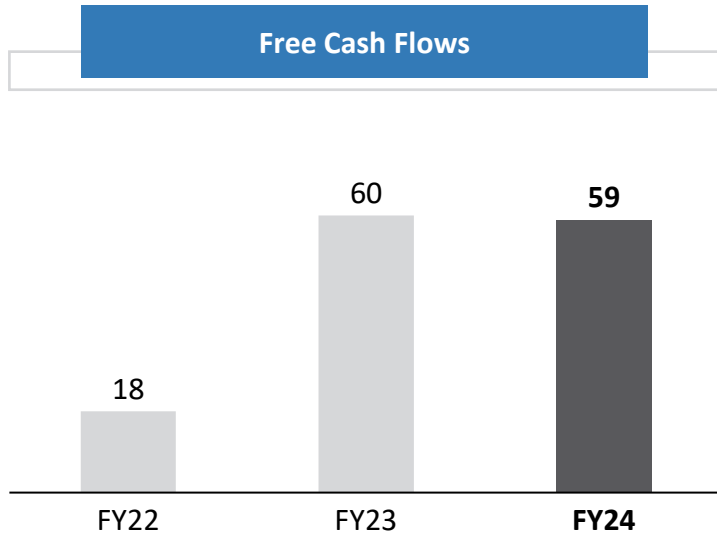
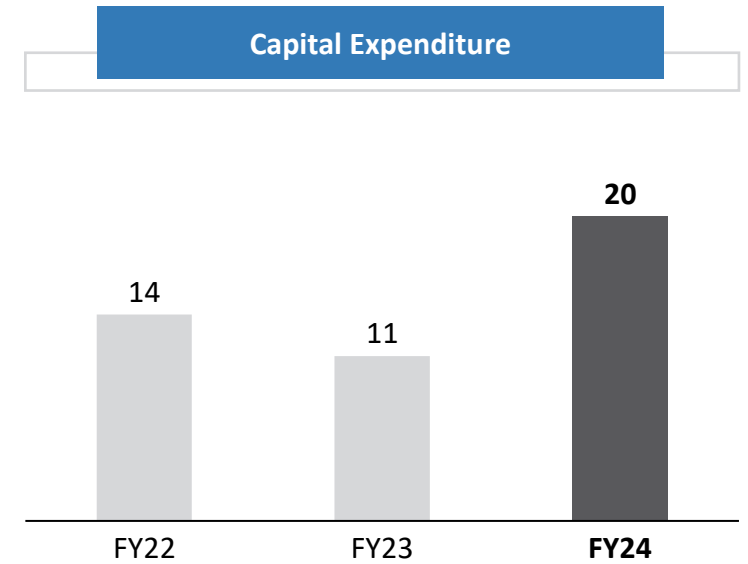
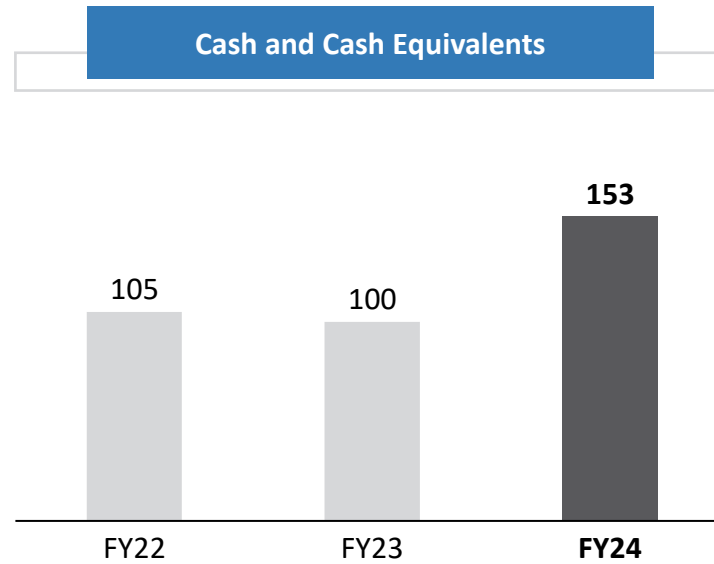
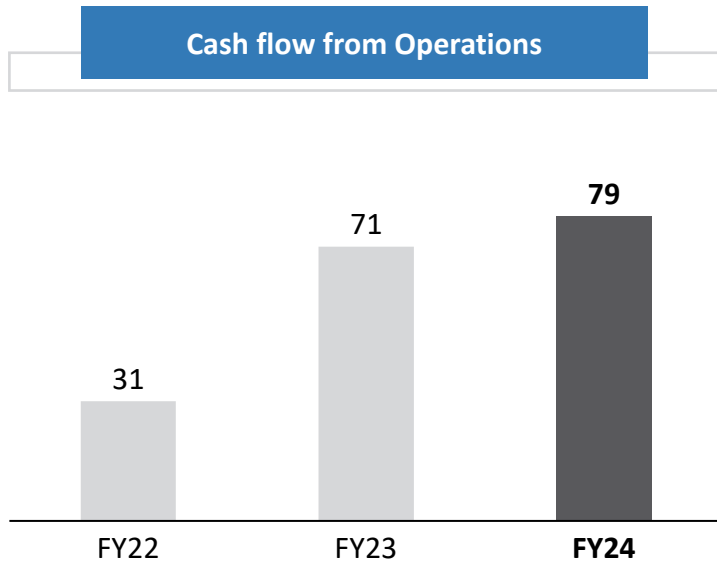
- Significant run rate increase in Aerospace & Automotive space driving the revenue growth in FY24
- 188% increase in Defense production revenues during the year
- Heavy Engineering vertical continues to underperform and witnessed a de-growth of 11% YoY due to macro-economic factors which had effect on overall revenues. We expect this vertical to perform well in FY25 with our digital initiatives.

Consolidated Balance Sheet Statement

Particulars (in INR Cr.)	Mar-23	Mar-24
Assets		
Non-Current Assets		
Property, Plant and Equipment	57	69
Capital Work-in-progress	-	-
Right-of-use Assets	116	152
Goodwill and Other Intangibles	140	193
Other Non-Current Assets	54	62
Total Non-Current Assets	366	476
Current Assets		
Inventories	66	69
Investments	29	29
Trade Receivables	179	234
Cash and Cash equivalents	75	56
Bank bal. other than Cash & Cash equl.	25	97
Other Current Assets	165	178
Total Current Assets	538	663
Total Assets	904	1,139

Particulars (in INR Cr.)	Mar-23	Mar-24
Equity and Liabilities		
Equity		
Equity Share Capital	19	21
Other Equity	319	564
Non -Controlling Interest	6	6
Total Equity	344	592
Non-Current Liabilities		
Borrowings	171	106
Lease Liabilities	22	64
Other Non-Current Liabilities	10	32
Total Non-Current Liabilities	203	203
Current Liabilities		
Borrowings	143	133
Trade Payables	75	64
Lease Liabilities	9	16
Other Current Liabilities	130	132
Total Current Liabilities	357	345
Total Equity and Liabilities	904	1,139

Key Financial Metrics



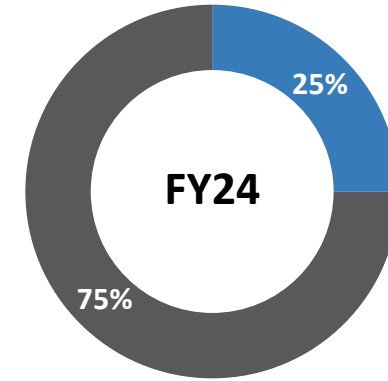
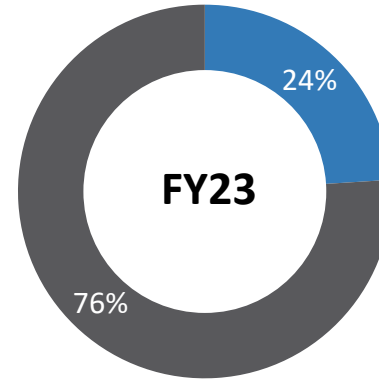
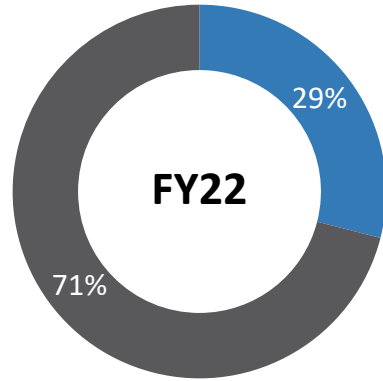
REVENUE BY VERTICAL

	Q4 FY23	Q3 FY24	Q4 FY24	QoQ	YoY	FY23	FY24	YoY
AEROSPACE	28%	33%	31%	5%	29%	28%	30%	27%
AUTOMOTIVE	5%	14%	11%	-18%	132%	4%	11%	197%
ENERGY	2%	3%	6%	111%	202%	2%	3%	79%
HEAVY ENGINEERING	18%	16%	14%	2%	-9%	21%	16%	-11%
PRODUCT ENGINEERING	13%	13%	9%	-22%	-19%	16%	13%	-2%
PRODUCTS & SOLUTIONS (Defense)	33%	21%	28%	49%	-1%	29%	27%	8%

REVENUE BY GEOGRAPHY

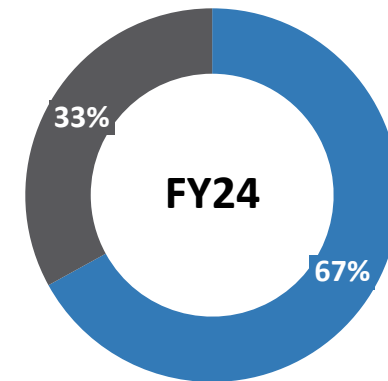
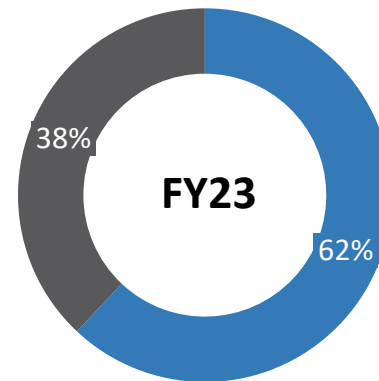
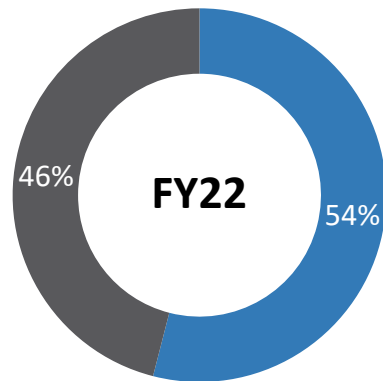
	Q4 FY23	Q3 FY24	Q4 FY24	QoQ	YoY	FY23	FY24	YoY
APAC	38%	26%	38%	60%	14%	28%	31%	29%
CANADA	5%	4%	4%	4%	-10%	5%	4%	9%
EUROPE	28%	43%	37%	-7%	50%	34%	38%	30%
USA	28%	26%	21%	-14%	-17%	33%	27%	-5%

REVENUE MIX



■ Onsite ■ Offshore

REVENUE BY PROJECT TYPE

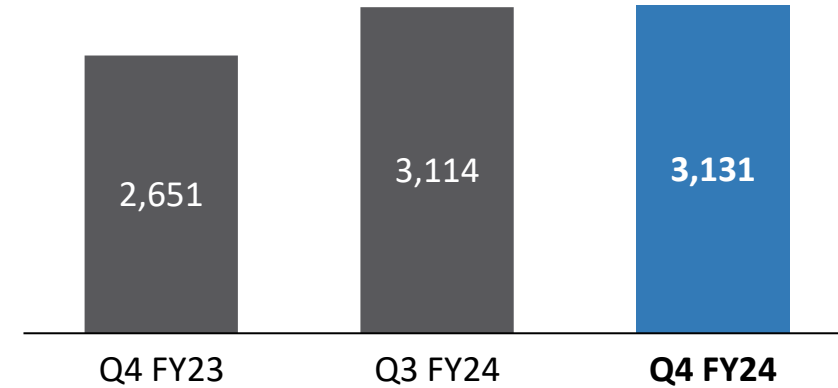


■ Fixed Price ■ Time and Material

KEY TAKEAWAYS

- ❖ 18% growth on a total basis, 10% organic.
- ❖ 14.5% growth in digital and embedded resources indicating the company's focus on growing in house digital capabilities.
- ❖ Attrition rates lowered in FY24 driven by various employee engagement activities and better management of pyramid by defining employee's journey.

TOTAL HEADCOUNT



EMPLOYEE METRICS

	Q4 FY23	Q3 FY24	Q4 FY24
DIGITAL & EMBEDDED	641	739	734
MECHANICAL	2,010	2,375	2,397
ATTRITION RATE (%)	20%	15%	16%

Digital Process & Tools

- Agile process of development including tools & environment – JIRA & Confluence, DevOps, Digital Lab etc.
- Digital Infrastructure – Central servers for development & internal deployments, Edge GPU PCs, AR/VR Systems etc.

FY24

Capabilities & Certification

- Strong team – IIoT, AI / ML and CV.
- SOC II Certification.
- Complete Digital Project Execution Capability in Agile.

Digital Process & Tools

- AR/VR/3D related to tools setup in Digital Lab for advance development and R&D.
- Strengthen tools on project delivery and application maintenance / monitoring.

FY25

Capabilities & Certification

- Intend to build a strong team in AR/VR/MR/3D capabilities.
- Integrate Mistral capabilities w.r.t Hardware design & integration.
- Complex project execution capabilities which include hardware, embedded system, software and cloud.

Internal Automation

- Focused on Aerospace - our stronghold
- OEM Design Filter Automation – improved process efficiency reducing queue for several hours.
- 21% efficiency in manufacturing process.

Product Development

- Developing a Machine Vision based Quality Inspection System for AOL validation of manufactured products.
- Lab validation with 2 Customers and in discussion with multiple customers.

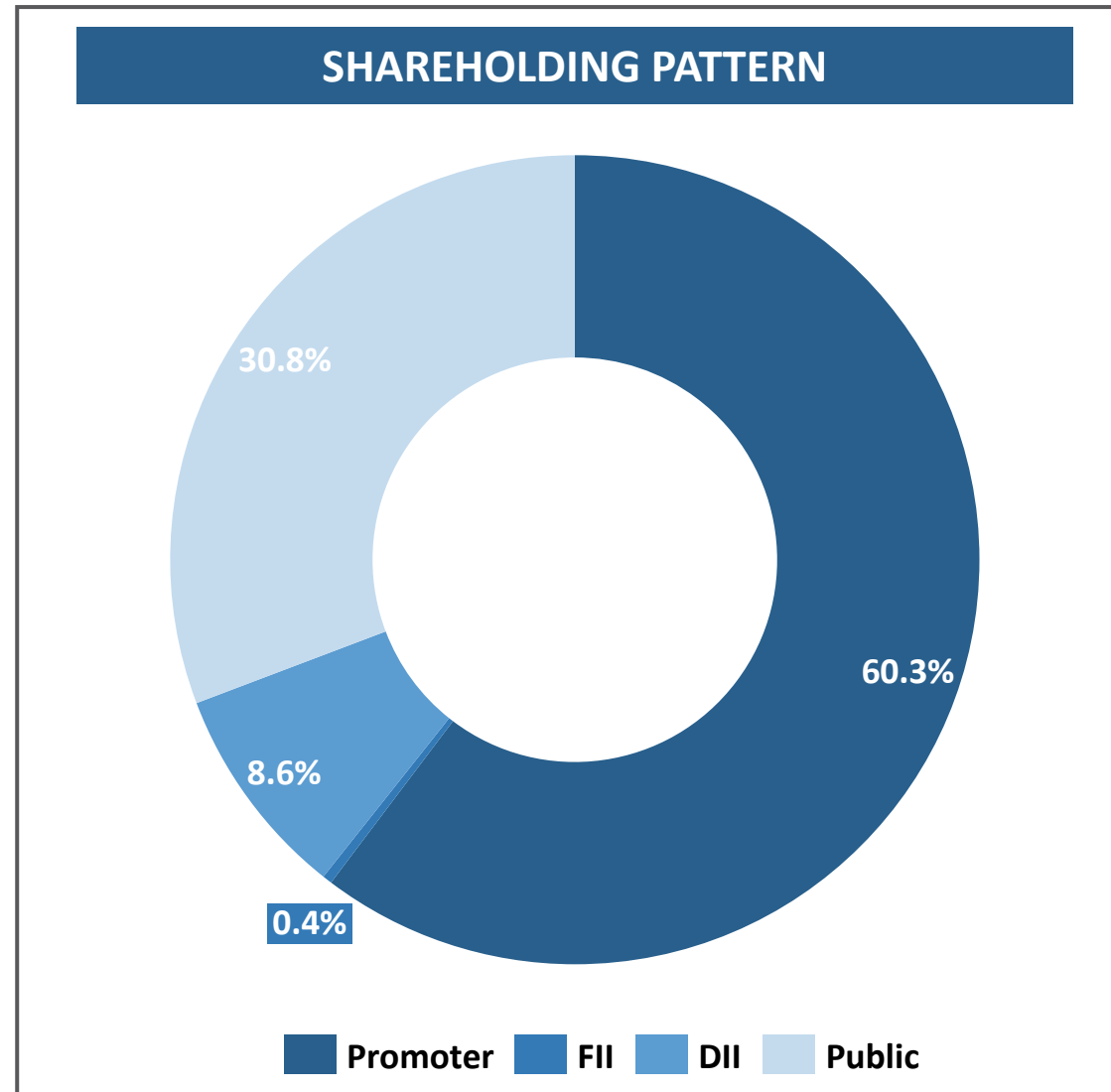
Internal Automation


- Process Automation – Rollout in Q1 to larger operations which we anticipate to increase our efficiencies.
- Exploring automation opportunities within Heavy Engineering vertical to achieve efficiencies.

Product Development

- Established a team for AR/VR/3D R&D for product development.
- Model target and remote monitoring-based quality inspection and maintenance is envisioned.
- In discussion with aerospace OEMs and MROs on possibilities.







COMPANY :



AXISCADES Technologies Limited

CIN : L72200KA1990PLC084435

Mr. Teni Thomas (Head – M&A, Strategy & Business Performance)

Email: teni.thomas@axiscades.in

www.axiscades.com

INVESTOR RELATIONS ADVISORS :



Orient Capital (a division of Link Group)

Mr. Irfan Raen
+91 97737 78669
irfan.raen@linkintime.co.in

Mr. Sumeet Khaitan
+91 +91 70213 20701
sumeet.khaitan@linkintime.co.in

THANK YOU