

## Index

Scheme Code	Scheme Short code	Scheme Name
326	<a href="#">SETF-SENSEX</a>	SBI-ETF Sensex
468	<a href="#">SETF-BSE 100</a>	SBI-ETF BSE 100
525	<a href="#">SDFS-C-7</a>	SBI Debt Fund Series C-7
527	<a href="#">SDFS-C-8</a>	SBI Debt Fund Series C-8
528	<a href="#">SDFS-C-9</a>	SBI Debt Fund Series C-9
529	<a href="#">SDFS-C-10</a>	SBI Debt Fund Series C-10
538	<a href="#">SDFS-C-16</a>	SBI Debt Fund Series C-16
540	<a href="#">SDFS-C-18</a>	SBI Debt Fund Series C-18
541	<a href="#">SDFS-C-19</a>	SBI Debt Fund Series C-19
543	<a href="#">SDFS-C-20</a>	SBI Debt Fund Series C-20
547	<a href="#">SETF-SN50</a>	SBI-ETF Sensex Next 50
558	<a href="#">SDFS-C-32</a>	SBI Debt Fund Series C-32
559	<a href="#">SDFS-C-33</a>	SBI Debt Fund Series C-33
560	<a href="#">SDFS-C-34</a>	SBI Debt Fund Series C-34
561	<a href="#">SDFS-C-35</a>	SBI Debt Fund Series C-35
564	<a href="#">SDFS-C-38</a>	SBI Debt Fund Series C-38
567	<a href="#">SDFS-C-40</a>	SBI Debt Fund Series C-40
568	<a href="#">SDFS-C-41</a>	SBI Debt Fund Series C-41
570	<a href="#">SDFS-C-43</a>	SBI Debt Fund Series C-43
571	<a href="#">SDFS-C-44</a>	SBI Debt Fund Series C-44
574	<a href="#">SDFS-C-46</a>	SBI Debt Fund Series C-46
577	<a href="#">SDFS-C-48</a>	SBI Debt Fund Series C-48
578	<a href="#">SDFS-C-49</a>	SBI Debt Fund Series C-49
580	<a href="#">SDFS-C-50</a>	SBI Debt Fund Series C-50
585	<a href="#">SCPOF-Series A (Plan 3)</a>	SBI Capital Protection Oriented Fund Series A (Plan 3)
590	<a href="#">SCPOF-Series A (Plan 4)</a>	SBI Capital Protection Oriented Fund Series A (Plan 4)
593	<a href="#">SFMP- Series 11</a>	SBI Fixed Maturity Plan (FMP)- Series 11
594	<a href="#">SFMP- Series 12</a>	SBI Fixed Maturity Plan (FMP)- Series 12
595	<a href="#">SFMP- Series 13</a>	SBI Fixed Maturity Plan (FMP)- Series 13
596	<a href="#">SFMP- Series 14</a>	SBI Fixed Maturity Plan (FMP)- Series 14
597	<a href="#">SFMP- Series 15</a>	SBI Fixed Maturity Plan (FMP)- Series 15
598	<a href="#">SFMP- Series 16</a>	SBI Fixed Maturity Plan (FMP)- Series 16
599	<a href="#">SFMP- Series 17</a>	SBI Fixed Maturity Plan (FMP)- Series 17
601	<a href="#">SFMP- Series 18</a>	SBI Fixed Maturity Plan (FMP)- Series 18
603	<a href="#">SFMP- Series 19</a>	SBI Fixed Maturity Plan (FMP)- Series 19
604	<a href="#">SFMP- Series 20</a>	SBI Fixed Maturity Plan (FMP)- Series 20
612	<a href="#">SCPOF-Series A (Plan 7)</a>	SBI Capital Protection Oriented Fund Series A (Plan 7)
614	<a href="#">SCPOF-Series A (Plan 8)</a>	SBI Capital Protection Oriented Fund Series A (Plan 8)
615	<a href="#">SFMP- Series 31</a>	SBI Fixed Maturity Plan (FMP)- Series 31
616	<a href="#">SFMP- Series 32</a>	SBI Fixed Maturity Plan (FMP)- Series 32
617	<a href="#">SFMP- Series 33</a>	SBI Fixed Maturity Plan (FMP)- Series 33
618	<a href="#">SFMP- Series 34</a>	SBI Fixed Maturity Plan (FMP)- Series 34

SBI MUTUAL FUND

SCHEME NAME :

PORTFOLIO STATEMENT AS ON :

SBI-ETF Sensex  
February 28, 2021

[Back to Index](#)

Name of the Instrument / Issuer	ISIN	Rating / Industry <sup>^</sup>	Quantity	Market value (Rs. In Lakhs)	% to AUM	YTM %	Notes & Symbols
<b>EQUITY &amp; EQUITY RELATED</b>							
<b>a) Listed/awaiting listing on Stock Exchanges</b>							
Reliance Industries Ltd.	INE002A01018	Petroleum Products	2,55,54,773	5,32,523.14	12.54		
HDFC Bank Ltd.	INE040A01034	Banks	3,21,65,365	4,93,529.28	11.62		
Infosys Ltd.	INE009A01021	Software	2,89,53,596	3,62,600.36	8.54		
Housing Development Finance Corporation Ltd.	INE001A01036	Finance	1,42,23,404	3,61,139.34	8.50		
ICICI Bank Ltd.	INE090A01021	Banks	5,45,39,084	3,25,925.57	7.67		
Tata Consultancy Services Ltd.	INE467B01029	Software	83,04,549	2,40,503.89	5.66		
Kotak Mahindra Bank Ltd.	INE237A01028	Banks	1,03,27,920	1,84,079.68	4.33		
Axis Bank Ltd.	INE238A01034	Banks	2,08,05,344	1,50,776.33	3.55		
Hindustan Unilever Ltd.	INE030A01027	Consumer Non Durables	70,57,081	1,50,460.50	3.54		
ITC Ltd.	INE154A01025	Consumer Non Durables	6,90,53,251	1,40,903.16	3.32		
Larsen & Toubro Ltd.	INE018A01030	Construction Project	95,45,368	1,37,668.07	3.24		
State Bank of India	INE062A01020	Banks	3,03,32,782	1,18,358.52	2.79		
Bajaj Finance Ltd.	INE296A01024	Finance	20,95,715	1,09,779.84	2.59		
Bharti Airtel Ltd.	INE397D01024	Telecom - Services	1,89,73,448	1,05,701.08	2.49		
Asian Paints Ltd.	INE021A01026	Consumer Non Durables	35,63,549	81,158.05	1.91		
HCL Technologies Ltd.	INE860A01027	Software	85,79,632	78,027.46	1.84		
Maruti Suzuki India Ltd.	INE585B01010	Auto	10,50,593	72,203.58	1.70		
Mahindra & Mahindra Ltd.	INE101A01026	Auto	75,66,271	60,897.13	1.43		
Ultratech Cement Ltd.	INE481G01011	Cement	9,12,544	55,798.42	1.31		
Sun Pharmaceutical Industries Ltd.	INE044A01036	Pharmaceuticals	85,33,640	50,800.76	1.20		
IndusInd Bank Ltd.	INE095A01012	Banks	44,84,337	47,681.96	1.12		
Titan Company Ltd.	INE280A01028	Consumer Durables	32,97,899	46,401.44	1.09		
Bajaj Finserv Ltd.	INE918I01018	Finance	4,77,972	46,137.20	1.09		
Nestle India Ltd.	INE239A01016	Consumer Non Durables	2,81,983	45,392.78	1.07		
Tech Mahindra Ltd.	INE669C01036	Software	48,91,694	44,935.10	1.06		
Power Grid Corporation of India Ltd.	INE752E01010	Power	2,02,62,119	43,523.03	1.02		
Dr. Reddy's Laboratories Ltd.	INE089A01023	Pharmaceuticals	9,59,408	42,449.97	1.00		
NTPC Ltd.	INE733E01010	Power	3,83,21,881	41,081.06	0.97		
Bajaj Auto Ltd.	INE917I01010	Auto	10,29,190	39,116.42	0.92		
Oil & Natural Gas Corporation Ltd.	INE213A01029	Oil	2,88,36,306	32,051.55	0.75		
<b>Total</b>				<b>42,41,604.67</b>	<b>99.86</b>		
<b>b) Unlisted</b>							
				NIL	NIL		
<b>c) Foreign Securities and /or overseas ETF</b>							
				NIL	NIL		
<b>DEBT INSTRUMENTS</b>							
<b>a) Listed/awaiting listing on the stock exchanges</b>							
				NIL	NIL		
<b>b) Privately Placed/Unlisted</b>							
				NIL	NIL		
<b>c) Securitised Debt Instruments</b>							
				NIL	NIL		
<b>d) Central Government Securities</b>							
				NIL	NIL		
<b>e) State Government Securities</b>							
				NIL	NIL		
<b>MONEY MARKET INSTRUMENTS</b>							
<b>a) Commercial Paper</b>							
				NIL	NIL		
<b>b) Certificate of Deposits</b>							
				NIL	NIL		
<b>c) Treasury Bills</b>							
				NIL	NIL		
<b>d) Bills Re- Discounting</b>							
				NIL	NIL		
<b>OTHERS</b>							
<b>a) Mutual Fund Units / Exchange Traded Funds</b>							
				NIL	NIL		
<b>b) Gold</b>							
				NIL	NIL		
<b>c) Short Term Deposits</b>							
				NIL	NIL		
<b>d) Term Deposits Placed as Margins</b>							
				NIL	NIL		
<b>e) TREPS / Reverse Repo Investments</b>							
TREPS				8,198.21	0.19		
<b>Total</b>				<b>8,198.21</b>	<b>0.19</b>		
<b>Other Current Assets / (Liabilities)</b>							
Margin amount for Derivative positions				NIL	NIL		
Net Receivable / Payable				(3,211.85)	(0.05)		
<b>Total</b>				<b>(3,211.85)</b>	<b>(0.05)</b>		
<b>GRAND TOTAL (AUM)</b>							
				<b>42,46,591.03</b>	<b>100.00</b>		

**Notes & Symbols :-**  
# -> Less Than 0.005% ; A\*\* -> Awaiting Listing on Stock Exchanges ; T\*\* -> Thinly Traded Securities ; N\*\* -> Non Traded Securities ; I\*\* -> Illiquid Shares ; R\*\* -> Rights Entitlment ; P\*\* Preference Shares ; W\*\* Warrants ; PP\* Partly Paid ; S\*\* -> Suspended for Trading  
1. Non Convertible Debentures and Bonds are considered as Traded based on information provided by external agencies.  
2. ^Industry classification as recommended by AMFI and wherever not available, internal classification has been used.



**SBI MUTUAL FUND**

SCHEME NAME :

PORTFOLIO STATEMENT AS ON :

SBI-ETF BSE 100

February 28, 2021

[Back to Index](#)

Name of the Instrument / Issuer	ISIN	Rating / Industry <sup>A</sup>	Quantity	Market value (Rs. In Lakhs)	% to AUM	YTM %	Notes & Symbols
<b>EQUITY &amp; EQUITY RELATED</b>							
<b>a) Listed/awaiting listing on Stock Exchanges</b>							
Reliance Industries Ltd.	INE002A01018	Petroleum Products	2,297	47.87	9.29		
HDFC Bank Ltd.	INE040A01034	Banks	2,891	44.36	8.60		
Infosys Ltd.	INE009A01021	Software	2,602	32.59	6.32		
Housing Development Finance Corporation Ltd.	INE001A01036	Finance	1,278	32.45	6.29		
ICICI Bank Ltd.	INE090A01021	Banks	4,901	29.29	5.68		
Tata Consultancy Services Ltd.	INE467B01029	Software	746	21.60	4.19		
Kotak Mahindra Bank Ltd.	INE237A01028	Banks	928	16.54	3.21		
Axis Bank Ltd.	INE238A01034	Banks	1,870	13.55	2.63		
Hindustan Unilever Ltd.	INE030A01027	Consumer Non Durables	634	13.52	2.62		
ITC Ltd.	INE154A01025	Consumer Non Durables	6,206	12.66	2.46		
Larsen & Toubro Ltd.	INE018A01030	Construction Project	858	12.37	2.40		
State Bank of India	INE062A01020	Banks	2,726	10.64	2.06		
Bajaj Finance Ltd.	INE296A01024	Finance	188	9.85	1.91		
Bharti Airtel Ltd.	INE397D01024	Telecom - Services	1,705	9.50	1.84		
Asian Paints Ltd.	INE021A01026	Consumer Non Durables	320	7.29	1.41		
HCL Technologies Ltd.	INE860A01027	Software	771	7.01	1.36		
Maruti Suzuki India Ltd.	INE585B01010	Auto	95	6.53	1.27		
Mahindra & Mahindra Ltd.	INE101A01026	Auto	680	5.47	1.06		
Ultratech Cement Ltd.	INE481G01011	Cement	82	5.01	0.97		
Sun Pharmaceutical Industries Ltd.	INE044A01036	Pharmaceuticals	767	4.57	0.89		
Wipro Ltd.	INE075A01022	Software	1,056	4.33	0.84		
IndusInd Bank Ltd.	INE095A01012	Banks	403	4.29	0.83		
Nestle India Ltd.	INE239A01016	Consumer Non Durables	26	4.19	0.81		
Titan Company Ltd.	INE280A01028	Consumer Durables	296	4.16	0.81		
Bajaj Finserv Ltd.	INE918I01018	Finance	43	4.15	0.81		
Tata Motors Ltd.	INE155A01022	Auto	1,251	4.04	0.78		
Tech Mahindra Ltd.	INE669C01036	Software	440	4.04	0.78		
HDFC Life Insurance Company Ltd.	INE795G01014	Finance	560	3.93	0.76		
Power Grid Corporation of India Ltd.	INE752E01010	Power	1,821	3.91	0.76		
Dr. Reddy's Laboratories Ltd.	INE089A01023	Pharmaceuticals	87	3.85	0.75		
Tata Steel Ltd.	INE081A01012	Ferrous Metals	520	3.72	0.72		
NTPC Ltd.	INE733E01010	Power	3,444	3.69	0.72		
Bajaj Auto Ltd.	INE917I01010	Auto	93	3.53	0.69		
Hindalco Industries Ltd.	INE038A01020	Non - Ferrous Metals	1,037	3.53	0.68		
Adani Ports and Special Economic Zone Ltd.	INE742F01042	Transportation	520	3.51	0.68		
Grasim Industries Ltd.	INE047A01021	Cement	280	3.36	0.65		
Avenue Supermarts Ltd.	INE192R01011	Retailing	106	3.17	0.62		
Divi's Laboratories Ltd.	INE361B01024	Pharmaceuticals	91	3.07	0.59		
Hero MotoCorp Ltd.	INE158A01026	Auto	93	3.00	0.58		
Oil & Natural Gas Corporation Ltd.	INE213A01029	Oil	2,591	2.88	0.56		
Cipla Ltd.	INE059A01026	Pharmaceuticals	361	2.84	0.55		
Britannia Industries Ltd.	INE216A01030	Consumer Non Durables	84	2.83	0.55		
JSW Steel Ltd.	INE019A01038	Ferrous Metals	704	2.79	0.54		
Vedanta Ltd.	INE205A01025	Non - Ferrous Metals	1,294	2.68	0.52		
Tata Consumer Products Ltd.	INE192A01025	Consumer Non Durables	425	2.59	0.50		
Adani Green Energy Ltd.	INE364U01010	Power	222	2.59	0.50		
Bharat Petroleum Corporation Ltd.	INE029A01011	Petroleum Products	570	2.56	0.50		
Eicher Motors Ltd.	INE066A01021	Auto	99	2.47	0.48		
Info Edge (India) Ltd.	INE663F01024	Software	50	2.45	0.48		
SBI Life Insurance Company Ltd.	INE123W01016	Finance	277	2.40	0.47		
Coal India Ltd.	INE522F01014	Minerals/Mining	1,488	2.26	0.44		
ICICI Lombard General Insurance Company Ltd.	INE765G01017	Finance	155	2.20	0.43		
UPL Ltd.	INE628A01036	Pesticides	391	2.19	0.43		
Apollo Hospitals Enterprise Ltd.	INE437A01024	Healthcare Services	68	2.08	0.40		
Dabur India Ltd.	INE016A01026	Consumer Non Durables	402	2.02	0.39		
Havells India Ltd.	INE176B01034	Consumer Durables	178	1.97	0.38		
Shree Cement Ltd.	INE070A01015	Cement	7	1.86	0.36		
Godrej Consumer Products Ltd.	INE102D01028	Consumer Non Durables	269	1.84	0.36		
Pidlite Industries Ltd.	INE318A01026	Chemicals	108	1.82	0.35		
Motherson Sumi Systems Ltd.	INE775A01035	Auto Ancillaries	852	1.82	0.35		
GAIL (India) Ltd.	INE129A01019	Gas	1,281	1.82	0.35		
Bandhan Bank Ltd.	INE545U01014	Banks	515	1.78	0.34		
Indian Oil Corporation Ltd.	INE242A01010	Petroleum Products	1,806	1.77	0.34		
Lupin Ltd.	INE326A01037	Pharmaceuticals	171	1.74	0.34		
Indus Towers Ltd.	INE121J01017	Telecom - Equipment & Access	670	1.72	0.33		
Shriram Transport Finance Company Ltd.	INE721A01013	Finance	133	1.71	0.33		
Aurobindo Pharma Ltd.	INE406A01037	Pharmaceuticals	200	1.71	0.33		
Voltas Ltd.	INE226A01021	Consumer Durables	162	1.65	0.32		
Colgate Palmolive (India) Ltd.	INE259A01022	Consumer Non Durables	95	1.50	0.29		
Marico Ltd.	INE196A01026	Consumer Non Durables	367	1.46	0.28		
Piramal Enterprises Ltd.	INE140A01024	Finance	80	1.46	0.28		
Ambuja Cements Ltd.	INE079A01024	Cement	522	1.43	0.28		
Petronet LNG Ltd.	INE347G01014	Gas	533	1.37	0.26		
Zee Entertainment Enterprises Ltd.	INE256A01028	Media & Entertainment	682	1.37	0.27		
DLF Ltd.	INE271C01023	Construction	440	1.33	0.26		
Jubilant Foodworks Ltd.	INE797F01012	Consumer Non Durables	44	1.32	0.26		
Bajaj Holdings & Investment Ltd.	INE118A01012	Finance	36	1.31	0.25		
Ashok Leyland Ltd.	INE208A01029	Auto	1,001	1.29	0.25		
Hindustan Petroleum Corporation Ltd.	INE094A01015	Petroleum Products	530	1.27	0.25		
Crompton Greaves Consumer Electricals Ltd.	INE299U01018	Consumer Durables	330	1.27	0.25		
ICICI Prudential Life Insurance Company Ltd.	INE726G01019	Finance	275	1.27	0.25		
PI Industries Ltd.	INE603J01030	Pesticides	57	1.24	0.24		
Indraprastha Gas Ltd.	INE203G01027	Gas	249	1.23	0.24		
Biocon Ltd.	INE376G01013	Pharmaceuticals	315	1.23	0.24		
The Federal Bank Ltd.	INE171A01029	Banks	1,417	1.18	0.23		
Siemens Ltd.	INE003A01024	Industrial Capital Goods	63	1.17	0.23		
Berger Paints India Ltd.	INE463A01038	Consumer Non Durables	172	1.17	0.23		
Tata Power Company Ltd.	INE245A01021	Power	1,180	1.12	0.22		
Page Industries Ltd.	INE761H01022	Textile Products	4	1.12	0.22		
Interglobe Aviation Ltd.	INE646L01027	Transportation	68	1.10	0.21		
Bharat Forge Ltd.	INE465A01025	Industrial Products	179	1.09	0.21		
Container Corporation of India Ltd.	INE111A01025	Transportation	195	1.09	0.21		
ACC Ltd.	INE012A01025	Cement	60	1.04	0.20		
Power Finance Corporation Ltd.	INE134E01011	Finance	825	1.02	0.20		
LIC Housing Finance Ltd.	INE115A01026	Finance	215	0.92	0.18		
Bosch Ltd.	INE323A01026	Auto Ancillaries	6	0.89	0.17		
REC Ltd.	INE020B01018	Finance	659	0.89	0.17		
Torrent Pharmaceuticals Ltd.	INE685A01028	Pharmaceuticals	35	0.85	0.16		

TVS Motor Company Ltd.	INE494B01023	Auto	142	0.84	0.16	
MRF Ltd.	INE883A01011	Auto Ancillaries	1	0.84	0.16	
Tata Motors DVR Ltd.	IN9155A01020	Auto	343	0.44	0.09	
<b>Total</b>				<b>515.30</b>	<b>99.94</b>	
<b>b) Unlisted</b>				NIL	NIL	
<b>c) Foreign Securities and /or overseas ETF</b>				NIL	NIL	
<b>DEBT INSTRUMENTS</b>						
<b>a) Listed/awaiting listing on the stock exchanges</b>				NIL	NIL	
<b>b) Privately Placed/Unlisted</b>				NIL	NIL	
<b>c) Securitised Debt Instruments</b>				NIL	NIL	
<b>d) Central Government Securities</b>				NIL	NIL	
<b>e) State Government Securities</b>				NIL	NIL	
<b>MONEY MARKET INSTRUMENTS</b>						
<b>a) Commercial Paper</b>				NIL	NIL	
<b>b) Certificate of Deposits</b>				NIL	NIL	
<b>c) Treasury Bills</b>				NIL	NIL	
<b>d) Bills Re- Discounting</b>				NIL	NIL	
<b>OTHERS</b>						
<b>a) Mutual Fund Units / Exchange Traded Funds</b>				NIL	NIL	
<b>b) Gold</b>				NIL	NIL	
<b>c) Short Term Deposits</b>				NIL	NIL	
<b>d) Term Deposits Placed as Margins</b>				NIL	NIL	
<b>e) TREPS / Reverse Repo Investments</b>						
TREPS				0.08	0.02	
<b>Total</b>				<b>0.08</b>	<b>0.02</b>	
<b>Other Current Assets / (Liabilities)</b>						
Margin amount for Derivative positions				NIL	NIL	
Net Receivable / Payable				0.14	0.04	
<b>Total</b>				<b>0.14</b>	<b>0.04</b>	
<b>GRAND TOTAL (AUM)</b>				<b>515.52</b>	<b>100.00</b>	

#### Reconstituted Portfolio

Name of the Instrument / Issuer	ISIN	Industry ^	Quantity	Market value (Rs. In Lakhs)	% to AUM	Notes & Symbols
<b>EQUITY &amp; EQUITY RELATED</b>						
<b>Listed/awaiting listing on Stock Exchanges</b>						
Yes Bank Ltd.	INE528G01035	Banks	1,148	0.00	#	\$

#### Notes & Symbols :-

# -> Less Than 0.005% ; A\*\* -> Awaiting Listing on Stock Exchanges ; T\*\* -> Thinly Traded Securities ; N\*\* -> Non Traded Securities ; I\*\* -> Illiquid Shares ; R\*\* -> Rights Entitainment ; P\*\* Preference Shares ; W\*\* Warrants ; PP\* Partly Paid ; S\*\* -> Suspended for Trading

1. Non Convertible Debentures and Bonds are considered as Traded based on information provided by external agencies.

2. \*Industry classification as recommended by AMFI and wherever not available, internal classification has been used.

**3. \$ Note on locked-in Yes Bank Shares classified separately as "Reconstituted Portfolio".**

The Ministry of Finance (Department of Financial Services) had issued Gazette Notification CG-DL-E-13032020-218653 dated 13th March 2020, notifying 'Yes Bank Limited Reconstruction Scheme, 2020'. As per clause no. 3(8)(a) of the aforesaid Notification, there shall be a lock-in period of three years from the commencement of the aforesaid scheme to the extent of 75% of shares held by existing shareholders on the date of commencement of the scheme i.e. 13th March 2020. These restrictions will apply to all those shareholders who own over 100 shares in Yes Bank.

Due to above gazette notification, 75 % of the shares held in Yes Bank on the date of commencement of the scheme have been locked in for three years. These shares are classified separately as "Reconstituted Portfolio" as per AMFI guideline 35P/MEM-COR/57/2019-20 dated 17th March, 2020. Such locked-in shares do not have any liquidity for the next three years. As per the aforesaid AMFI guideline, keeping in view the principles of fair valuation guidelines and ensuring fairness to all Unit holders, such Yes Bank shares are valued at "Zero" by applying 100% illiquidity discount to the last traded price. Any realization posts the lock-in period shall be distributed to the set of investors who were impacted due to 75% locked-in Yes Bank Shares.



Investors understand that their principal will be at very high risk

SBI MUTUAL FUND

SCHEME NAME :  
PORTFOLIO STATEMENT AS ON :

SBI Debt Fund Series C-7  
February 28, 2021

[Back to Index](#)

Name of the Instrument / Issuer	ISIN	Rating / Industry^	Quantity	Market value (Rs. In Lakhs)	% to AUM	YTM %	Notes & Symbols
EQUITY & EQUITY RELATED							
a) Listed/awaiting listing on Stock Exchanges				NIL	NIL		
b) Unlisted				NIL	NIL		
c) Foreign Securities and /or overseas ETF				NIL	NIL		
DEBT INSTRUMENTS							
a) Listed/awaiting listing on the stock exchanges							
Bajaj Housing Finance Ltd.	INE377Y07029	CRISIL AAA	240	3,064.41	9.85	3.63	N**
Kotak Mahindra Prime Ltd.	INE916DA7PK1	CRISIL AAA	240	3,060.07	9.84	3.48	N**
PNB Housing Finance Ltd.	INE572E09585	IND AA	240	3,055.15	9.82	7.10	N**
Sundaram Finance Ltd.	INE660A07P11	[ICRA]AAA	240	2,411.25	7.75	3.66	N**
Power Finance Corporation Ltd.	INE134E08JK6	CRISIL AAA	40	401.66	1.29	3.37	N**
Housing and Urban Development Corporation Ltd.	INE031A08590	[ICRA]AAA	30	301.20	0.97	3.36	N**
Total				12,293.74	39.52		
b) Privately Placed/Unlisted				NIL	NIL		
c) Securitised Debt Instruments				NIL	NIL		
d) Central Government Securities				NIL	NIL		
e) State Government Securities							
8.39% State Government of Rajasthan 2021	IN2920150306	Sovereign	40,00,000	4,007.40	12.88	3.54	
Total				4,007.40	12.88		
MONEY MARKET INSTRUMENTS							
a) Commercial Paper				NIL	NIL		
b) Certificate of Deposits							
Axis Bank Ltd.	INE238A165U5	CRISIL A1+	1,300	1,299.00	4.18	3.12	N**
Total				1,299.00	4.18		
c) Treasury Bills							
364 DAY T-BILL 30.03.21	IN002019Z545	Sovereign	71,00,000	7,082.58	22.77	3.10	
182 DAY T-BILL 25.03.21	IN002020Y256	Sovereign	53,00,000	5,289.39	17.01	3.05	
Total				12,371.97	39.78		
d) Bills Re- Discounting				NIL	NIL		
OTHERS							
a) Mutual Fund Units / Exchange Traded Funds				NIL	NIL		
b) Gold				NIL	NIL		
c) Short Term Deposits				NIL	NIL		
d) Term Deposits Placed as Margins				NIL	NIL		
e) TREPS / Reverse Repo Investments							
TREPS				304.70	0.98		
Total				304.70	0.98		
Other Current Assets / (Liabilities)							
Margin amount for Derivative positions				NIL	NIL		
Net Receivable / Payable				826.58	2.66		
Total				826.58	2.66		
GRAND TOTAL (AUM)				31,103.39	100.00		

Notes & Symbols :-  
# -> Less Than 0.005% ; A\*\* -> Awaiting Listing on Stock Exchanges ; T\*\* -> Thinly Traded Securities ; N\*\* -> Non Traded Securities ; I\*\* -> Illiquid Shares ; R\*\* -> Rights Entitainment ; P\*\* Preference Shares ; W\*\* Warrants ; PP\* Partly Paid; S\*\* -> Suspended for Trading  
1. Non Convertible Debentures and Bonds are considered as Traded based on information provided by external agencies.  
2. ^Industry classification as recommended by AMFI and wherever not available, internal classification has been used.



**SBI MUTUAL FUND**
**SCHEME NAME :**
**PORTFOLIO STATEMENT AS ON :**

SBI Debt Fund Series C-8

February 28, 2021

[Back to Index](#)

Name of the Instrument / Issuer	ISIN	Rating / Industry <sup>a</sup>	Quantity	Market value (Rs. In Lakhs)	% to AUM	YTM %	Notes & Symbols
<b>EQUITY &amp; EQUITY RELATED</b>							
a) Listed/awaiting listing on Stock Exchanges				NIL	NIL		
b) Unlisted				NIL	NIL		
c) Foreign Securities and /or overseas ETF				NIL	NIL		
<b>DEBT INSTRUMENTS</b>							
a) Listed/awaiting listing on the stock exchanges							
Bejaj Housing Finance Ltd.	INE377Y07029	CRISIL AAA	200	2,553.68	9.72	3.63	N**
Axis Finance Ltd.	INE891K07366	CRISIL AAA	200	2,552.13	9.72	4.05	N**
Kotak Mahindra Prime Ltd.	INE916DA7PK1	CRISIL AAA	200	2,550.06	9.71	3.48	N**
Power Finance Corporation Ltd.	INE134E08JK6	CRISIL AAA	200	2,008.30	7.65	3.37	N**
Indian Railway Finance Corporation Ltd.	INE053F07AK6	CRISIL AAA	50	500.84	1.91	3.15	
Housing and Urban Development Corporation Ltd.	INE031A08590	[ICRA]AAA	35	351.40	1.34	3.36	N**
<b>Total</b>				<b>10,518.41</b>	<b>40.05</b>		
b) Privately Placed/Unlisted				NIL	NIL		
c) Securitised Debt Instruments				NIL	NIL		
d) Central Government Securities				NIL	NIL		
e) State Government Securities							
8.39% State Government of Rajasthan 2021	IN2920150306	Sovereign	36,56,000	3,662.76	13.95	3.54	
8.46% State Government of Maharashtra 2021	IN2220100092	Sovereign	1,37,500	137.54	0.52	3.32	
<b>Total</b>				<b>3,800.30</b>	<b>14.47</b>		
<b>MONEY MARKET INSTRUMENTS</b>							
a) Commercial Paper				NIL	NIL		
b) Certificate of Deposits							
Axis Bank Ltd.	INE238A165U5	CRISIL A1+	1,600	1,598.77	6.09	3.12	N**
<b>Total</b>				<b>1,598.77</b>	<b>6.09</b>		
c) Treasury Bills							
91 DAY T-BILL 08.04.21	IN002020X423	Sovereign	66,00,000	6,578.77	25.05	3.10	
364 DAY T-BILL 08.04.21	IN002020Z014	Sovereign	7,00,000	697.75	2.66	3.10	
<b>Total</b>				<b>7,276.52</b>	<b>27.71</b>		
d) Bills Re- Discounting				NIL	NIL		
<b>OTHERS</b>							
a) Mutual Fund Units / Exchange Traded Funds				NIL	NIL		
b) Gold				NIL	NIL		
c) Short Term Deposits				NIL	NIL		
d) Term Deposits Placed as Margins				NIL	NIL		
e) TREPS / Reverse Repo Investments							
TREPS				2,881.88	10.97		
<b>Total</b>				<b>2,881.88</b>	<b>10.97</b>		
<b>Other Current Assets / (Liabilities)</b>							
Margin amount for Derivative positions				NIL	NIL		
Net Receivable / Payable				191.56	0.71		
<b>Total</b>				<b>191.56</b>	<b>0.71</b>		
<b>GRAND TOTAL (AUM)</b>				<b>26,265.44</b>	<b>100.00</b>		

**Notes & Symbols :-**

# -&gt; Less Than 0.005% ; A\*\* -&gt; Awaiting Listing on Stock Exchanges ; T\*\* -&gt; Thinly Traded Securities ; N\*\* -&gt; Non Traded Securities ; I\*\* -&gt; Illiquid Shares ; R\*\* -&gt; Rights Entitlement ; P\*\* -&gt; Preference Shares ; W\*\* Warrants ; PP\* Partly Paid ; S\*\* -&gt; Suspended for Trading

1. Non Convertible Debentures and Bonds are considered as Traded based on information provided by external agencies.

2. \*Industry classification as recommended by AMFI and wherever not available, internal classification has been used.



**SBI MUTUAL FUND**
**SCHEME NAME :**

SBI Debt Fund Series C-9

[Back to Index](#)
**PORTFOLIO STATEMENT AS ON :**

February 28, 2021

Name of the Instrument / Issuer	ISIN	Rating / Industry <sup>^</sup>	Quantity	Market value (Rs. In Lakhs)	% to AUM	YTM %	Notes & Symbols
<b>EQUITY &amp; EQUITY RELATED</b>							
a) Listed/awaiting listing on Stock Exchanges				NIL	NIL		
b) Unlisted				NIL	NIL		
c) Foreign Securities and /or overseas ETF				NIL	NIL		
<b>DEBT INSTRUMENTS</b>							
a) Listed/awaiting listing on the stock exchanges							
Bajaj Housing Finance Ltd.	INE377Y07029	CRISIL AAA	200	2,553.68	9.83	3.63	N**
Axis Finance Ltd.	INE891K07325	CRISIL AAA	200	2,552.82	9.83	4.05	N**
Kotak Mahindra Prime Ltd.	INE916DA7PK1	CRISIL AAA	200	2,550.06	9.82	3.48	N**
Power Finance Corporation Ltd.	INE134E08JK6	CRISIL AAA	200	2,008.30	7.73	3.37	N**
Indian Railway Finance Corporation Ltd.	INE053F07AK6	CRISIL AAA	200	2,003.38	7.72	3.15	
REC Ltd.	INE020B08AS5	CRISIL AAA	200	2,003.23	7.71	3.24	N**
Housing and Urban Development Corporation Ltd.	INE031A08590	[ICRA]AAA	170	1,706.82	6.57	3.36	N**
LIC Housing Finance Ltd.	INE115A07MX2	CRISIL AAA	90	1,140.59	4.39	3.45	N**
<b>Total</b>				<b>16,518.88</b>	<b>63.60</b>		
b) Privately Placed/Unlisted				NIL	NIL		
c) Securitised Debt Instruments				NIL	NIL		
d) Central Government Securities				NIL	NIL		
e) State Government Securities							
8.39% State Government of Rajasthan 2021	IN2920150306	Sovereign	30,00,000	3,005.55	11.58	3.54	
8.46% State Government of Maharashtra 2021	IN2220100092	Sovereign	4,00,000	400.11	1.54	3.32	
<b>Total</b>				<b>3,405.66</b>	<b>13.12</b>		
<b>MONEY MARKET INSTRUMENTS</b>							
a) Commercial Paper				NIL	NIL		
b) Certificate of Deposits							
Axis Bank Ltd.	INE238A165U5	CRISIL A1+	1,200	1,199.08	4.62	3.12	N**
<b>Total</b>				<b>1,199.08</b>	<b>4.62</b>		
c) Treasury Bills							
91 DAY T-BILL 08.04.21	IN002020X423	Sovereign	28,00,000	2,790.99	10.75	3.10	
364 DAY T-BILL 08.04.21	IN002020Z014	Sovereign	13,00,000	1,295.82	4.99	3.10	
182 DAY T-BILL 25.03.21	IN002020Y256	Sovereign	2,00,000	199.60	0.77	3.05	
<b>Total</b>				<b>4,286.41</b>	<b>16.51</b>		
d) Bills Re- Discounting				NIL	NIL		
<b>OTHERS</b>							
a) Mutual Fund Units / Exchange Traded Funds				NIL	NIL		
b) Gold				NIL	NIL		
c) Short Term Deposits				NIL	NIL		
d) Term Deposits Placed as Margins				NIL	NIL		
e) TREPS / Reverse Repo Investments							
TREPS				90.86	0.35		
<b>Total</b>				<b>90.86</b>	<b>0.35</b>		
<b>Other Current Assets / (Liabilities)</b>							
Margin amount for Derivative positions				NIL	NIL		
Net Receivable / Payable				464.69	1.80		
<b>Total</b>				<b>464.69</b>	<b>1.80</b>		
<b>GRAND TOTAL (AUM)</b>				<b>25,965.58</b>	<b>100.00</b>		

**Notes & Symbols :-**

# -&gt; Less Than 0.005% ; A\*\* -&gt; Awaiting Listing on Stock Exchanges ; T\*\* -&gt; Thinly Traded Securities ; N\*\* -&gt; Non Traded Securities ; I\*\* -&gt; Illiquid Shares ; R\*\* -&gt; Rights Entitainment ; P\*\* -&gt; Preference Shares ; W\*\* Warrants ; PP\* Partly Paid ; S\*\* -&gt; Suspended for Trading

1. Non Convertible Debentures and Bonds are considered as Traded based on information provided by external agencies.

2. ^Industry classification as recommended by AMFI and wherever not available, internal classification has been used.



**SBI MUTUAL FUND**
**SCHEME NAME :**
**PORTFOLIO STATEMENT AS ON :**

SBI Debt Fund Series C-10

February 28, 2021

[Back to Index](#)

Name of the Instrument / Issuer	ISIN	Rating / Industry <sup>A</sup>	Quantity	Market value (Rs. In Lakhs)	% to AUM	YTM %	Notes & Symbols
<b>EQUITY &amp; EQUITY RELATED</b>							
a) Listed/awaiting listing on Stock Exchanges				NIL	NIL		
b) Unlisted				NIL	NIL		
c) Foreign Securities and /or overseas ETF				NIL	NIL		
<b>DEBT INSTRUMENTS</b>							
a) Listed/awaiting listing on the stock exchanges							
Bajaj Housing Finance Ltd.	INE377Y07029	CRISIL AAA	250	3,192.10	9.93	3.63	N**
Axis Finance Ltd.	INE891K07366	CRISIL AAA	250	3,190.17	9.92	4.05	N**
Kotak Mahindra Prime Ltd.	INE916DA7PK1	CRISIL AAA	249	3,174.82	9.88	3.48	N**
Housing and Urban Development Corporation Ltd.	INE031A08566	ICRAJAAA	250	2,516.75	7.83	3.36	N**
Power Finance Corporation Ltd.	INE134E08JK6	CRISIL AAA	250	2,510.38	7.81	3.37	N**
Indian Railway Finance Corporation Ltd.	INE053F07AK6	CRISIL AAA	250	2,504.22	7.79	3.15	
REC Ltd.	INE020B08AS5	CRISIL AAA	250	2,504.04	7.79	3.24	N**
LIC Housing Finance Ltd.	INE115A07MX2	CRISIL AAA	110	1,394.06	4.34	3.45	N**
Small Industries Development Bank of India	INE556F08JD2	CARE AAA	100	1,005.07	3.13	3.30	N**
Export-Import Bank of India	INE514E08951	CRISIL AAA	50	501.33	1.56	3.18	N**
<b>Total</b>				<b>22,492.94</b>	<b>69.98</b>		
b) Privately Placed/Unlisted				NIL	NIL		
c) Securitised Debt Instruments				NIL	NIL		
d) Central Government Securities				NIL	NIL		
e) State Government Securities							
8.39% State Government of Rajasthan 2021	IN2920150306	Sovereign	35,00,000	3,506.48	10.91	3.54	
8.46% State Government of Maharashtra 2021	IN2220100092	Sovereign	7,00,000	700.20	2.18	3.32	
<b>Total</b>				<b>4,206.68</b>	<b>13.09</b>		
<b>MONEY MARKET INSTRUMENTS</b>							
a) Commercial Paper				NIL	NIL		
b) Certificate of Deposits							
Axis Bank Ltd.	INE238A165U5	CRISIL A1+	1,100	1,099.16	3.42	3.12	N**
Bank of Baroda	INE028A16BY9	IND A1+	200	199.87	0.62	3.07	N**
<b>Total</b>				<b>1,299.03</b>	<b>4.04</b>		
c) Treasury Bills							
91 DAY T-BILL 08.04.21	IN002020X423	Sovereign	8,00,000	797.43	2.48	3.10	
182 DAY T-BILL 25.03.21	IN002020Y256	Sovereign	4,00,000	399.20	1.24	3.05	
364 DAY T-BILL 08.04.21	IN002020Z014	Sovereign	2,00,000	199.36	0.62	3.10	
<b>Total</b>				<b>1,395.99</b>	<b>4.34</b>		
d) Bills Re- Discounting				NIL	NIL		
<b>OTHERS</b>							
a) Mutual Fund Units / Exchange Traded Funds				NIL	NIL		
b) Gold				NIL	NIL		
c) Short Term Deposits				NIL	NIL		
d) Term Deposits Placed as Margins				NIL	NIL		
e) TREPS / Reverse Repo Investments							
TREPS				1,580.84	4.92		
<b>Total</b>				<b>1,580.84</b>	<b>4.92</b>		
<b>Other Current Assets / (Liabilities)</b>							
Margin amount for Derivative positions				NIL	NIL		
Net Receivable / Payable				1,169.70	3.63		
<b>Total</b>				<b>1,169.70</b>	<b>3.63</b>		
<b>GRAND TOTAL (AUM)</b>				<b>32,145.18</b>	<b>100.00</b>		

**Notes & Symbols :-**

# -&gt; Less Than 0.005% ; A\*\* -&gt; Awaiting Listing on Stock Exchanges ; T\*\* -&gt; Thinly Traded Securities ; N\*\* -&gt; Non Traded Securities ; I\*\* -&gt; Illiquid Shares ; R\*\* -&gt; Rights Entitlement ; P\*\* Preference Shares ; W\*\* Warrants ; PP\* Partly Paid ; S\*\* -&gt; Suspended for Trading

1. Non Convertible Debentures and Bonds are considered as Traded based on information provided by external agencies.

2. \*Industry classification as recommended by AMFI and wherever not available, internal classification has been used.





**SBI MUTUAL FUND**
**SCHEME NAME :**
**PORTFOLIO STATEMENT AS ON :**

SBI Debt Fund Series C-16

February 28, 2021

[Back to Index](#)

Name of the Instrument / Issuer	ISIN	Rating / Industry <sup>a</sup>	Quantity	Market value (Rs. In Lakhs)	% to AUM	YTM %	Notes & Symbols
<b>EQUITY &amp; EQUITY RELATED</b>							
<b>a) Listed/awaiting listing on Stock Exchanges</b>				NIL	NIL		
<b>b) Unlisted</b>				NIL	NIL		
<b>c) Foreign Securities and /or overseas ETF</b>				NIL	NIL		
<b>DEBT INSTRUMENTS</b>							
<b>a) Listed/awaiting listing on the stock exchanges</b>							
Axis Finance Ltd.	INE891K07382	CRISIL AAA	500	6,394.66	9.92	4.15	N**
Kotak Mahindra Prime Ltd.	INE916DA7PO3	CRISIL AAA	640	6,343.23	9.84	3.76	N**
Export-Import Bank of India	INE514E08FD2	CRISIL AAA	450	4,546.28	7.06	3.44	N**
REC Ltd.	INE020B08A04	CRISIL AAA	400	4,030.50	6.26	3.52	N**
Bajaj Housing Finance Ltd.	INE377Y07037	CRISIL AAA	280	3,574.94	5.55	3.66	N**
Sundaram Finance Ltd.	INE660A07PK7	[ICRA]AAA	320	3,177.45	4.93	3.70	N**
NTPC Ltd.	INE733E07KB4	CRISIL AAA	300	3,031.70	4.71	3.42	N**
Indian Railway Finance Corporation Ltd.	INE053F09HR2	CRISIL AAA	250	2,538.27	3.94	3.44	N**
Small Industries Development Bank of India	INE556F08JD2	CARE AAA	250	2,512.68	3.90	3.30	N**
Indian Railway Finance Corporation Ltd.	INE053F07AK6	CRISIL AAA	250	2,504.22	3.89	3.15	
Housing Development Finance Corporation Ltd.	INE001A07009	CRISIL AAA	15	1,500.63	2.33	3.35	N**
Bajaj Housing Finance Ltd.	INE377Y07029	CRISIL AAA	100	1,276.84	1.98	3.63	N**
Housing and Urban Development Corporation Ltd.	INE031A08566	[ICRA]AAA	100	1,006.70	1.56	3.36	N**
REC Ltd.	INE020B08AR7	CRISIL AAA	100	1,005.06	1.56	3.43	N**
<b>Total</b>				<b>43,443.16</b>	<b>67.43</b>		
<b>b) Privately Placed/Unlisted</b>				NIL	NIL		
<b>c) Securitised Debt Instruments</b>				NIL	NIL		
<b>d) Central Government Securities</b>				NIL	NIL		
<b>e) State Government Securities</b>							
8.36% State Government of West Bengal 2021	IN3420110014	Sovereign	90,00,000	9,043.17	14.03	3.51	
8.44% State Government of West Bengal 2021	IN3420110022	Sovereign	10,00,000	1,006.63	1.56	3.51	
<b>Total</b>				<b>10,049.80</b>	<b>15.59</b>		
<b>MONEY MARKET INSTRUMENTS</b>							
<b>a) Commercial Paper</b>				NIL	NIL		
<b>b) Certificate of Deposits</b>							
Bank of Baroda	INE028A16CG4	IND A1+	1,200	1,189.97	1.85	3.34	N**
Bank of Baroda	INE028A16CD1	IND A1+	800	796.02	1.24	3.26	N**
Axis Bank Ltd.	INE238A16BU9	CRISIL A1+	800	793.70	1.23	3.29	N**
Bank of Baroda	INE028A16BY9	IND A1+	700	699.53	1.09	3.07	N**
<b>Total</b>				<b>3,479.22</b>	<b>5.41</b>		
<b>c) Treasury Bills</b>							
364 DAY T-BILL 27.05.21	IN002020Z089	Sovereign	40,00,000	3,969.94	6.16	3.18	
364 DAY T-BILL 20.05.21	IN002020Z071	Sovereign	14,00,000	1,390.31	2.16	3.18	
<b>Total</b>				<b>5,360.25</b>	<b>8.32</b>		
<b>d) Bills Re- Discounting</b>				NIL	NIL		
<b>OTHERS</b>							
<b>a) Mutual Fund Units / Exchange Traded Funds</b>				NIL	NIL		
<b>b) Gold</b>				NIL	NIL		
<b>c) Short Term Deposits</b>				NIL	NIL		
<b>d) Term Deposits Placed as Margins</b>				NIL	NIL		
<b>e) TREPS / Reverse Repo Investments</b>							
TREPS				317.13	0.49		
<b>Total</b>				<b>317.13</b>	<b>0.49</b>		
<b>Other Current Assets / (Liabilities)</b>							
Margin amount for Derivative positions				NIL	NIL		
Net Receivable / Payable				1,784.98	2.76		
<b>Total</b>				<b>1,784.98</b>	<b>2.76</b>		
<b>GRAND TOTAL (AUM)</b>				<b>64,434.54</b>	<b>100.00</b>		

**Notes & Symbols :-**

# -&gt; Less Than 0.005% ; A\*\* -&gt; Awaiting Listing on Stock Exchanges ; T\*\* -&gt; Thinly Traded Securities ; N\*\* -&gt; Non Traded Securities ; I\*\* -&gt; Illiquid Shares ; R\*\* -&gt; Rights Entitlement ; P\*\* -&gt; Preference Shares ; W\*\* Warrants ; PP\* Partly Paid ; S\*\* -&gt; Suspended for Trading

1. Non Convertible Debentures and Bonds are considered as Traded based on information provided by external agencies.

2. \*Industry Classification as recommended by AMFI and wherever not available, internal classification has been used.



**SBI MUTUAL FUND**
**SCHEME NAME :**
**PORTFOLIO STATEMENT AS ON :**

SBI Debt Fund Series C-18

February 28, 2021

[Back to Index](#)

Name of the Instrument / Issuer	ISIN	Rating / Industry <sup>^</sup>	Quantity	Market value (Rs. In Lakhs)	% to AUM	YTM %	Notes & Symbols
<b>EQUITY &amp; EQUITY RELATED</b>							
<b>a) Listed/awaiting listing on Stock Exchanges</b>				NIL	NIL		
<b>b) Unlisted</b>				NIL	NIL		
<b>c) Foreign Securities and /or overseas ETF</b>				NIL	NIL		
<b>DEBT INSTRUMENTS</b>							
<b>a) Listed/awaiting listing on the stock exchanges</b>							
Kotak Mahindra Prime Ltd.	INE916DA7P03	CRISIL AAA	705	6,987.46	9.85	3.76	N**
Sundaram Finance Ltd.	INE660A07PN1	ICRAJAAA	650	6,426.93	9.06	3.91	N**
Bajaj Housing Finance Ltd.	INE377Y07037	CRISIL AAA	430	5,490.08	7.74	3.66	N**
Small Industries Development Bank of India	INE556F08JD2	CARE AAA	490	4,924.84	6.94	3.30	N**
Axis Finance Ltd.	INE891K07390	CRISIL AAA	350	4,451.98	6.27	4.31	N**
Indian Railway Finance Corporation Ltd.	INE053F07AK6	CRISIL AAA	410	4,106.92	5.79	3.15	
REC Ltd.	INE020B08AW7	CRISIL AAA	400	4,045.09	5.70	3.61	N**
Power Finance Corporation Ltd.	INE134E08ID3	CRISIL AAA	260	2,617.74	3.69	3.42	N**
REC Ltd.	INE020B08A04	CRISIL AAA	155	1,561.82	2.20	3.52	N**
Bajaj Housing Finance Ltd.	INE377Y07029	CRISIL AAA	120	1,532.21	2.16	3.63	N**
Indian Railway Finance Corporation Ltd.	INE053F09HR2	CRISIL AAA	100	1,015.31	1.43	3.44	N**
Housing and Urban Development Corporation Ltd.	INE031A08566	ICRAJAAA	100	1,006.70	1.42	3.36	N**
Power Finance Corporation Ltd.	INE134E08JM2	CRISIL AAA	50	502.67	0.71	3.37	N**
Housing and Urban Development Corporation Ltd.	INE031A08590	ICRAJAAA	50	502.01	0.71	3.36	N**
Housing Development Finance Corporation Ltd.	INE001A07009	CRISIL AAA	5	500.21	0.70	3.35	N**
Ultratech Cement Ltd.	INE481G08057	CRISIL AAA	20	202.45	0.29	3.58	N**
<b>Total</b>				<b>45,874.42</b>	<b>64.66</b>		
<b>b) Privately Placed/Unlisted</b>				NIL	NIL		
<b>c) Securitised Debt Instruments</b>				NIL	NIL		
<b>d) Central Government Securities</b>				NIL	NIL		
<b>e) State Government Securities</b>							
8.67% State Government of Andhra Pradesh 2021	IN1020110020	Sovereign	50,00,000	5,060.28	7.13	3.45	
8.38% State Government of Haryana 2021	IN1620100066	Sovereign	25,00,000	2,505.16	3.53	3.34	
8.65% State Government of Haryana 2021	IN1620110024	Sovereign	10,00,000	1,009.81	1.42	3.48	
8.46% State Government of Maharashtra 2021	IN2220100092	Sovereign	3,50,000	350.10	0.49	3.32	
<b>Total</b>				<b>8,925.35</b>	<b>12.57</b>		
<b>MONEY MARKET INSTRUMENTS</b>							
<b>a) Commercial Paper</b>				NIL	NIL		
<b>b) Certificate of Deposits</b>							
National Bank for Agriculture and Rural Development	INE261F16538	CRISIL A1+	2,500	2,476.33	3.49	3.46	N**
IndusInd Bank Ltd.	INE095A16J91	CRISIL A1+	2,500	2,474.70	3.49	3.52	N**
Bank of Baroda	INE028A16CG4	IND A1+	2,000	1,983.28	2.79	3.34	N**
Axis Bank Ltd.	INE238A165U5	CRISIL A1+	1,200	1,199.08	1.69	3.12	N**
Bank of Baroda	INE028A16CD1	IND A1+	400	398.01	0.56	3.26	N**
The Federal Bank Ltd.	INE171A16IS4	CRISIL A1+	400	395.99	0.56	3.49	N**
Axis Bank Ltd.	INE238A168U9	CRISIL A1+	300	297.64	0.42	3.29	N**
Axis Bank Ltd.	INE238A163V8	CRISIL A1+	200	198.13	0.28	3.41	N**
<b>Total</b>				<b>9,423.16</b>	<b>13.28</b>		
<b>c) Treasury Bills</b>							
364 DAY T-BILL 03.06.21	IN002020Z097	Sovereign	20,00,000	1,983.18	2.79	3.29	
364 DAY T-BILL 20.05.21	IN002020Z071	Sovereign	1,00,000	99.31	0.14	3.18	
<b>Total</b>				<b>2,082.49</b>	<b>2.93</b>		
<b>d) Bills Re- Discounting</b>				NIL	NIL		
<b>OTHERS</b>							
<b>a) Mutual Fund Units / Exchange Traded Funds</b>				NIL	NIL		
<b>b) Gold</b>				NIL	NIL		
<b>c) Short Term Deposits</b>				NIL	NIL		
<b>d) Term Deposits Placed as Margins</b>				NIL	NIL		
<b>e) TREPS / Reverse Repo Investments</b>							
TREPS				3,074.30	4.33		
<b>Total</b>				<b>3,074.30</b>	<b>4.33</b>		
<b>Other Current Assets / (Liabilities)</b>							
Margin amount for Derivative positions				NIL	NIL		
Net Receivable / Payable				1,589.21	2.23		
<b>Total</b>				<b>1,589.21</b>	<b>2.23</b>		
<b>GRAND TOTAL (AUM)</b>				<b>70,968.93</b>	<b>100.00</b>		

**Notes & Symbols :-**

# -> Less Than 0.005% ; A\*\* -> Awaiting Listing on Stock Exchanges ; T\*\* -> Thinly Traded Securities ; N\*\* -> Non Traded Securities ; I\*\* -> Illiquid Shares ; R\*\* -> Rights Entitlment ; P\*\* Preference Shares ; W\*\* Warrants ; PP\* Partly Paid ; S\*\* -> Suspended for Trading

1. Non Convertible Debentures and Bonds are considered as Traded based on information provided by external agencies.

2. ^Industry classification as recommended by AMFI and wherever not available, internal classification has been used.



SBI MUTUAL FUND

SCHEME NAME :  
PORTFOLIO STATEMENT AS ON :

SBI Debt Fund Series C-19  
February 28, 2021

[Back to Index](#)

Name of the Instrument / Issuer	ISIN	Rating / Industry <sup>^</sup>	Quantity	Market value (Rs. In Lakhs)	% to AUM	YTM %	Notes & Symbols
EQUITY & EQUITY RELATED							
a) Listed/awaiting listing on Stock Exchanges				NIL	NIL		
b) Unlisted				NIL	NIL		
c) Foreign Securities and /or overseas ETF				NIL	NIL		
DEBT INSTRUMENTS							
a) Listed/awaiting listing on the stock exchanges							
Sundaram Finance Ltd.	INE660A07PN1	[ICRA]AAA	390	3,856.16	9.97	3.91	N**
Bajaj Housing Finance Ltd.	INE377Y07037	CRISIL AAA	300	3,830.29	9.90	3.66	N**
Kotak Mahindra Prime Ltd.	INE916DA7PR6	CRISIL AAA	300	3,828.39	9.90	4.18	N**
Ultratech Cement Ltd.	INE481G08057	CRISIL AAA	310	3,137.99	8.11	3.58	N**
Small Industries Development Bank of India	INE556F08JF7	CARE AAA	300	3,043.56	7.87	3.51	N**
REC Ltd.	INE020B08AS5	CRISIL AAA	255	2,554.12	6.60	3.24	N**
Indian Railway Finance Corporation Ltd.	INE053F07AK6	CRISIL AAA	250	2,504.22	6.48	3.15	
Axis Finance Ltd.	INE891K07432	IND AAA	160	2,013.76	5.21	4.60	N**
Housing and Urban Development Corporation Ltd.	INE031A08590	[ICRA]AAA	200	2,008.03	5.19	3.36	N**
LIC Housing Finance Ltd.	INE115A07MX2	CRISIL AAA	100	1,267.33	3.28	3.45	N**
Power Finance Corporation Ltd.	INE134E0BJM2	CRISIL AAA	70	703.74	1.82	3.37	N**
Total				28,747.59	74.33		
b) Privately Placed/Unlisted				NIL	NIL		
c) Securitised Debt Instruments				NIL	NIL		
d) Central Government Securities				NIL	NIL		
e) State Government Securities							
8.36% State Government of Haryana 2021	IN1620110016	Sovereign	48,00,000	4,823.34	12.47	3.45	
Total				4,823.34	12.47		
MONEY MARKET INSTRUMENTS							
a) Commercial Paper				NIL	NIL		
b) Certificate of Deposits							
Bank of Baroda	INE028A16BY9	IND A1+	800	799.46	2.07	3.07	N**
Bank of Baroda	INE028A16CG4	IND A1+	800	793.31	2.05	3.34	N**
Axis Bank Ltd.	INE238A163V8	CRISIL A1+	750	742.99	1.92	3.41	N**
Bank of Baroda	INE028A16CH2	IND A1+	400	395.90	1.02	3.35	N**
Bank of Baroda	INE028A16CD1	IND A1+	300	298.51	0.77	3.26	N**
Axis Bank Ltd.	INE238A16BU9	CRISIL A1+	100	99.21	0.26	3.29	N**
The Federal Bank Ltd.	INE171A16IS4	CRISIL A1+	100	99.00	0.26	3.49	N**
Total				3,228.38	8.35		
c) Treasury Bills							
364 DAY T-BILL 10.06.21	IN002020Z105	Sovereign	3,00,000	297.29	0.77	3.29	
Total				297.29	0.77		
d) Bills Re- Discounting				NIL	NIL		
OTHERS							
a) Mutual Fund Units / Exchange Traded Funds				NIL	NIL		
b) Gold				NIL	NIL		
c) Short Term Deposits				NIL	NIL		
d) Term Deposits Placed as Margins				NIL	NIL		
e) TREPS / Reverse Repo Investments							
TREPS				639.67	1.65		
Total				639.67	1.65		
Other Current Assets / (Liabilities)							
Margin amount for Derivative positions				NIL	NIL		
Net Receivable / Payable				937.62	2.43		
Total				937.62	2.43		
GRAND TOTAL (AUM)				38,673.89	100.00		

Notes & Symbols :-  
# -> Less Than 0.005% ; A\*\* -> Awaiting Listing on Stock Exchanges ; T\*\* -> Thinly Traded Securities ; N\*\* -> Non Traded Securities ; I\*\* -> Illiquid Shares ; R\*\* -> Rights Entitlment ; P\*\* Preference Shares ; W\*\* Warrants ; PP\* Partly Paid; S\*\* -> Suspended forTrading  
1. Non Convertible Debentures and Bonds are considered as Traded based on information provided by external agencies.  
2. ^Industry classification as recommended by AMFI and wherever not available, internal classification has been used.



SBI MUTUAL FUND

SCHEME NAME :

PORTFOLIO STATEMENT AS ON :

SBI Debt Fund Series C-20

February 28, 2021

[Back to Index](#)

Name of the Instrument / Issuer	ISIN	Rating / Industry <sup>a</sup>	Quantity	Market value (Rs. In Lakhs)	% to AUM	YTM %	Notes & Symbols
<b>EQUITY &amp; EQUITY RELATED</b>							
a) Listed/awaiting listing on Stock Exchanges				NIL	NIL		
b) Unlisted				NIL	NIL		
c) Foreign Securities and /or overseas ETF				NIL	NIL		
<b>DEBT INSTRUMENTS</b>							
a) Listed/awaiting listing on the stock exchanges							
Kotak Mahindra Prime Ltd.	INE916DA7PR6	CRISIL AAA	135	1,722.78	9.98	4.18	N**
Axis Finance Ltd.	INE891K07432	IND AAA	135	1,699.11	9.84	4.60	N**
Bajaj Housing Finance Ltd.	INE377Y07060	CRISIL AAA	139	1,410.61	8.17	4.05	N**
National Bank for Agriculture and Rural Development	INE261F08A11	CRISIL AAA	135	1,372.70	7.95	3.75	N**
REC Ltd.	INE020B08AW7	CRISIL AAA	135	1,365.22	7.91	3.61	N**
Ultratech Cement Ltd.	INE481G08057	CRISIL AAA	130	1,315.93	7.62	3.58	N**
Small Industries Development Bank of India	INE556F08JF7	CARE AAA	127	1,288.44	7.47	3.51	N**
Housing and Urban Development Corporation Ltd.	INE031A08590	[ICRA]AAA	100	1,004.01	5.82	3.36	N**
Power Finance Corporation Ltd.	INE134E08DQ6	CRISIL AAA	60	611.30	3.54	3.59	N**
HDB Financial Services Ltd.	INE756I07BY7	CRISIL AAA	50	507.82	2.94	4.13	N**
Sundaram Finance Ltd.	INE660A07PQ4	[ICRA]AAA	25	246.00	1.43	4.18	N**
Total				12,543.92	72.67		
b) Privately Placed/Unlisted				NIL	NIL		
c) Securitised Debt Instruments				NIL	NIL		
d) Central Government Securities				NIL	NIL		
e) State Government Securities							
8.66% State Government of Andhra Pradesh 2021	IN1020110046	Sovereign	15,00,000	1,525.44	8.84	3.66	
8.36% State Government of Haryana 2021	IN1620110016	Sovereign	6,00,000	602.92	3.49	3.45	
Total				2,128.36	12.33		
<b>MONEY MARKET INSTRUMENTS</b>							
a) Commercial Paper				NIL	NIL		
b) Certificate of Deposits							
Bank of Baroda	INE028A16CG4	IND A1+	1,000	991.64	5.75	3.34	N**
Bank of Baroda	INE028A16BY9	IND A1+	300	299.80	1.74	3.07	N**
Bank of Baroda	INE028A16CD1	IND A1+	100	99.50	0.58	3.26	N**
Axis Bank Ltd.	INE238A163V8	CRISIL A1+	100	99.07	0.57	3.41	N**
Bank of Baroda	INE028A16CH2	IND A1+	100	98.98	0.57	3.35	N**
Total				1,588.99	9.21		
c) Treasury Bills							
364 DAY T-BILL 10.06.21	IN002020Z105	Sovereign	2,00,000	198.19	1.15	3.29	
Total				198.19	1.15		
d) Bills Re- Discounting				NIL	NIL		
<b>OTHERS</b>							
a) Mutual Fund Units / Exchange Traded Funds				NIL	NIL		
b) Gold				NIL	NIL		
c) Short Term Deposits				NIL	NIL		
d) Term Deposits Placed as Margins				NIL	NIL		
e) TREPS / Reverse Repo Investments							
TREPS				262.21	1.52		
Total				262.21	1.52		
<b>Other Current Assets / (Liabilities)</b>							
Margin amount for Derivative positions				NIL	NIL		
Net Receivable / Payable				537.35	3.12		
Total				537.35	3.12		
GRAND TOTAL (AUM)				17,259.02	100.00		

Notes & Symbols :-  
# -> Less Than 0.005% ; A\*\* -> Awaiting Listing on Stock Exchanges ; T\*\* -> Thinly Traded Securities ; N\*\* -> Non Traded Securities ; I\*\* -> Illiquid Shares ; R\*\* -> Rights Entitlment ; P\*\* Preference Shares ; W\*\* Warrants ; PP\* Party Paid ; S\*\* -> Suspended for Trading  
1. Non Convertible Debentures and Bonds are considered as Traded based on information provided by external agencies.  
2. ^Industry classification as recommended by AMFI and wherever not available, internal classification has been used.



SBI MUTUAL FUND

SCHEME NAME :

PORTFOLIO STATEMENT AS ON :

SBI-ETF Sensex Next 50

February 28, 2021

[Back to Index](#)

Name of the Instrument / Issuer	ISIN	Rating / Industry <sup>A</sup>	Quantity	Market value (Rs. In Lakhs)	% to AUM	YTM %	Notes & Symbols
<b>EQUITY &amp; EQUITY RELATED</b>							
<b>a) Listed/awaiting listing on Stock Exchanges</b>							
Avenue Supermarts Ltd.	INE192R01011	Retailing	588	17.60	4.24		
Vedanta Ltd.	INE205A01025	Non - Ferrous Metals	7,195	14.89	3.59		
Adani Green Energy Ltd.	INE364U01010	Power	1,236	14.44	3.48		
Info Edge (India) Ltd.	INE663F01024	Software	279	13.67	3.29		
ICICI Lombard General Insurance Company Ltd.	INE765G01017	Finance	861	12.22	2.95		
Apollo Hospitals Enterprise Ltd.	INE437A01024	Healthcare Services	379	11.60	2.80		
Havells India Ltd.	INE176B01034	Consumer Durables	989	10.95	2.64		
Shree Cement Ltd.	INE070A01015	Cement	39	10.34	2.49		
Motherson Sumi Systems Ltd.	INE775A01035	Auto Ancillaries	4,740	10.15	2.45		
Pdillite Industries Ltd.	INE318A01026	Chemicals	602	10.14	2.44		
GAIL (India) Ltd.	INE129A01019	Gas	7,126	10.10	2.43		
Bandhan Bank Ltd.	INE545U01014	Banks	2,862	9.88	2.38		
Indian Oil Corporation Ltd.	INE242A01010	Petroleum Products	10,040	9.84	2.37		
Lupin Ltd.	INE326A01037	Pharmaceuticals	949	9.67	2.33		
Indus Towers Ltd.	INE121J01017	Telecom - Equipment & Access	3,726	9.59	2.31		
Aurobindo Pharma Ltd.	INE406A01037	Pharmaceuticals	1,110	9.49	2.29		
Shriram Transport Finance Company Ltd.	INE721A01013	Finance	739	9.48	2.28		
Voltas Ltd.	INE226A01021	Consumer Durables	901	9.17	2.21		
Colgate Palmolive (India) Ltd.	INE259A01022	Consumer Non Durables	526	8.32	2.00		
Piramal Enterprises Ltd.	INE140A01024	Finance	445	8.14	1.96		
Marico Ltd.	INE196A01026	Consumer Non Durables	2,040	8.10	1.95		
Ambuja Cements Ltd.	INE079A01024	Cement	2,902	7.94	1.91		
Zee Entertainment Enterprises Ltd.	INE256A01028	Media & Entertainment	3,794	7.63	1.84		
Petronet LNG Ltd.	INE347G01014	Gas	2,962	7.59	1.83		
DLF Ltd.	INE271C01023	Construction	2,444	7.40	1.78		
Jubilant Foodworks Ltd.	INE797F01012	Consumer Non Durables	245	7.34	1.77		
Bajaj Holdings & Investment Ltd.	INE118A01012	Finance	198	7.19	1.73		
Ashok Leyland Ltd.	INE208A01029	Auto	5,565	7.17	1.73		
Hindustan Petroleum Corporation Ltd.	INE094A01015	Petroleum Products	2,949	7.09	1.71		
Crompton Greaves Consumer Electricals Ltd.	INE299U01018	Consumer Durables	1,834	7.07	1.70		
ICICI Prudential Life Insurance Company Ltd.	INE726G01019	Finance	1,532	7.07	1.70		
PI Industries Ltd.	INE603J01030	Pesticides	317	6.92	1.67		
Biocon Ltd.	INE376G01013	Pharmaceuticals	1,754	6.84	1.65		
Indraprastha Gas Ltd.	INE203G01027	Gas	1,383	6.81	1.64		
MRF Ltd.	INE883A01011	Auto Ancillaries	8	6.76	1.63		
The Federal Bank Ltd.	INE171A01029	Banks	7,879	6.59	1.59		
Berger Paints India Ltd.	INE463A01038	Consumer Non Durables	959	6.52	1.57		
Siemens Ltd.	INE003A01024	Industrial Capital Goods	352	6.51	1.57		
Tata Power Company Ltd.	INE245A01021	Power	6,563	6.24	1.50		
Page Industries Ltd.	INE761H01022	Textile Products	22	6.18	1.49		
Interglobe Aviation Ltd.	INE646L01027	Transportation	380	6.17	1.49		
Bharat Forge Ltd.	INE465A01025	Industrial Products	993	6.06	1.46		
Container Corporation of India Ltd.	INE111A01025	Transportation	1,083	6.04	1.46		
ACC Ltd.	INE012A01025	Cement	334	5.79	1.39		
Power Finance Corporation Ltd.	INE134E01011	Finance	4,589	5.69	1.37		
LIC Housing Finance Ltd.	INE115A01026	Finance	1,196	5.14	1.24		
Bosch Ltd.	INE323A01026	Auto Ancillaries	34	5.05	1.22		
REC Ltd.	INE020B01018	Finance	3,667	4.97	1.20		
Torrent Pharmaceuticals Ltd.	INE685A01028	Pharmaceuticals	194	4.71	1.14		
TVS Motor Company Ltd.	INE494B01023	Auto	788	4.69	1.13		
<b>Total</b>				<b>414.95</b>	<b>99.99</b>		
<b>b) Unlisted</b>							
					NIL	NIL	
<b>c) Foreign Securities and /or overseas ETF</b>							
					NIL	NIL	
<b>DEBT INSTRUMENTS</b>							
<b>a) Listed/awaiting listing on the stock exchanges</b>							
					NIL	NIL	
<b>b) Privately Placed/Unlisted</b>							
					NIL	NIL	
<b>c) Securitised Debt Instruments</b>							
					NIL	NIL	
<b>d) Central Government Securities</b>							
					NIL	NIL	
<b>e) State Government Securities</b>							
					NIL	NIL	
<b>MONEY MARKET INSTRUMENTS</b>							
<b>a) Commercial Paper</b>							
					NIL	NIL	
<b>b) Certificate of Deposits</b>							
					NIL	NIL	
<b>c) Treasury Bills</b>							
					NIL	NIL	
<b>d) Bills Re- Discounting</b>							
					NIL	NIL	
<b>OTHERS</b>							
<b>a) Mutual Fund Units / Exchange Traded Funds</b>							
					NIL	NIL	
<b>b) Gold</b>							
					NIL	NIL	
<b>c) Short Term Deposits</b>							
					NIL	NIL	
<b>d) Term Deposits Placed as Margins</b>							
					NIL	NIL	
<b>e) TREPS / Reverse Repo Investments</b>							
TREPS				0.10	0.02		
<b>Total</b>				<b>0.10</b>	<b>0.02</b>		
<b>Other Current Assets / (Liabilities)</b>							
Margin amount for Derivative positions				NIL	NIL		
Net Receivable / Payable				(0.11)	(0.01)		
<b>Total</b>				<b>(0.11)</b>	<b>(0.01)</b>		
<b>GRAND TOTAL (AUM)</b>				<b>414.94</b>	<b>100.00</b>		

Reconstituted Portfolio

Name of the Instrument / Issuer	ISIN	Industry ^	Quantity	Market value (Rs. In Lakhs)	% to AUM	Notes & Symbols
EQUITY & EQUITY RELATED						
Listed/awaiting listing on Stock Exchanges						
Yes Bank Ltd.	INE528G01035	Banks	7,623	0.00	#	\$

**Notes & Symbols :-**  
# -> Less Than 0.005% ; A\*\* -> Awaiting Listing on Stock Exchanges ; T\*\* -> Thinly Traded Securities ; N\*\* -> Non Traded Securities ; I\*\* -> Illiquid Shares ; R\*\* -> Rights Entitlment ; P\*\* Preference Shares ; W\*\* Warrants ; PP\* Partly Paid; S\*\* -> Suspended for Trading  
1. Non Convertible Debentures and Bonds are considered as Traded based on information provided by external agencies.  
2. ^Industry classification as recommended by AMFI and wherever not available, internal classification has been used.

**3. \$ Note on locked-In Yes Bank Shares classified separately as "Reconstituted Portfolio":**

The Ministry of Finance (Department of Financial Services) had issued Gazette Notification CG-DL-E-13032020-218653 dated 13th March 2020, notifying 'Yes Bank Limited Reconstruction Scheme, 2020'. As per clause no. 3(8)(a) of the aforesaid Notification, there shall be a lock-in period of three years from the commencement of the aforesaid scheme to the extent of 75% of shares held by existing shareholders on the date of commencement of the scheme i.e. 13th March 2020. These restrictions will apply to all those shareholders who own over 100 shares in Yes Bank.

Due to above gazette notification, 75 % of the shares held in Yes Bank on the date of commencement of the scheme have been locked in for three years. These shares are classified separately as "Reconstituted Portfolio" as per AMFI guideline 35P/MEM-COR/57/2019-20 dated 17th March, 2020. Such locked-in shares do not have any liquidity for the next three years. As per the aforesaid AMFI guideline, keeping in view the principles of fair valuation guidelines and ensuring fairness to all Unit holders, such Yes Bank shares are valued at "Zero" by applying 100% illiquidity discount to the last traded price. Any realization posts the lock-in period shall be distributed to the set of investors who were impacted due to 75% locked-in Yes Bank Shares.



**SBI MUTUAL FUND**
**SCHEME NAME :**
**PORTFOLIO STATEMENT AS ON :**

SBI Debt Fund Series C-32

February 28, 2021

[Back to Index](#)

Name of the Instrument / Issuer	ISIN	Rating / Industry <sup>a</sup>	Quantity	Market value (Rs. In Lakhs)	% to AUM	YTM %	Notes & Symbols
<b>EQUITY &amp; EQUITY RELATED</b>							
a) Listed/awaiting listing on Stock Exchanges				NIL	NIL		
b) Unlisted				NIL	NIL		
c) Foreign Securities and /or overseas ETF				NIL	NIL		
<b>DEBT INSTRUMENTS</b>							
a) Listed/awaiting listing on the stock exchanges							
Fullerton India Credit Company Ltd.	INE535H07AT9	CRISIL AAA	500	6,281.55	9.74	6.45	N**
Small Industries Development Bank of India	INE556F08J11	CARE AAA	502	5,222.78	8.10	4.14	N**
Housing and Urban Development Corporation Ltd.	INE031A08640	[ICRA]AAA	500	5,203.85	8.07	4.57	N**
ONGC Petro Additions Ltd.	INE163N08065	[ICRA]AAA(CE)	500	5,128.78	7.95	5.94	N**
National Bank for Agriculture and Rural Development	INE261F08AI7	CRISIL AAA	485	5,036.33	7.81	4.24	N**
Power Finance Corporation Ltd.	INE134E08IH4	CRISIL AAA	420	4,262.88	6.61	4.02	N**
Sundaram Finance Ltd.	INE660A07PV4	CRISIL AAA	380	3,593.15	5.57	5.24	N**
Aditya Birla Housing Finance Ltd.	INE831R07235	[ICRA]AAA	260	3,284.52	5.09	5.82	N**
Tata Capital Housing Finance Ltd.	INE033L07GA4	CRISIL AAA	260	2,734.18	4.24	5.22	N**
LIC Housing Finance Ltd.	INE115A07NZ5	CARE AAA	250	2,584.85	4.01	4.51	N**
Kotak Mahindra Prime Ltd.	INE916DA7QE2	CRISIL AAA	250	2,376.32	3.69	4.83	N**
REC Ltd.	INE020B08922	IND AAA	200	2,076.37	3.22	4.37	N**
REC Ltd.	INE020B08AF2	CRISIL AAA	200	2,059.14	3.19	4.37	N**
Mahindra & Mahindra Financial Services Ltd.	INE774D07SQ1	IND AAA	150	1,902.05	2.95	5.45	N**
HDB Financial Services Ltd.	INE756I07C18	CRISIL AAA	140	1,776.02	2.75	5.28	N**
Food Corporation of India	INE861G08035	CRISIL AAA(CE)	106	1,119.40	1.74	4.20	N**
REC Ltd.	INE020B08BD5	CRISIL AAA	100	1,038.17	1.61	4.35	N**
National Highways Authority of India	INE906B07FE6	CRISIL AAA	100	1,025.95	1.59	3.83	
Reliance Industries Ltd.	INE110L07070	CRISIL AAA	80	812.04	1.26	3.80	N**
Larsen & Toubro Ltd.	INE018A08AR3	CRISIL AAA	50	518.68	0.80	4.40	N**
<b>Total</b>				<b>58,037.01</b>	<b>89.99</b>		
b) Privately Placed/Unlisted				NIL	NIL		
c) Securitised Debt Instruments				NIL	NIL		
d) Central Government Securities				NIL	NIL		
e) State Government Securities				NIL	NIL		
<b>MONEY MARKET INSTRUMENTS</b>							
a) Commercial Paper				NIL	NIL		
b) Certificate of Deposits							
IndusInd Bank Ltd.	INE095A16K72	CRISIL A1+	1,500	1,469.67	2.28	4.05	N**
Bank of Baroda	INE028A16BY9	IND A1+	1,000	999.33	1.55	3.07	N**
Axis Bank Ltd.	INE238A160V4	CRISIL A1+	900	873.37	1.35	3.83	N**
Kotak Mahindra Bank Ltd.	INE237A164M6	CRISIL A1+	900	865.34	1.34	4.05	N**
Bank of Baroda	INE028A16CH2	IND A1+	200	197.95	0.31	3.35	N**
<b>Total</b>				<b>4,405.66</b>	<b>6.83</b>		
c) Treasury Bills							
364 DAY T-BILL 16.09.21	IN002020Z246	Sovereign	4,00,000	392.58	0.61	3.47	
<b>Total</b>				<b>392.58</b>	<b>0.61</b>		
d) Bills Re- Discounting				NIL	NIL		
<b>OTHERS</b>							
a) Mutual Fund Units / Exchange Traded Funds				NIL	NIL		
b) Gold				NIL	NIL		
c) Short Term Deposits				NIL	NIL		
d) Term Deposits Placed as Margins				NIL	NIL		
e) TREPS / Reverse Repo Investments							
TREPS				154.17	0.24		
<b>Total</b>				<b>154.17</b>	<b>0.24</b>		
Other Current Assets / (Liabilities)							
Margin amount for Derivative positions				NIL	NIL		
Net Receivable / Payable				1,490.99	2.33		
<b>Total</b>				<b>1,490.99</b>	<b>2.33</b>		
<b>GRAND TOTAL (AUM)</b>				<b>64,480.41</b>	<b>100.00</b>		

**Notes & Symbols :-**

# -&gt; Less Than 0.005% ; A\*\* -&gt; Awaiting Listing on Stock Exchanges ; T\*\* -&gt; Thinly Traded Securities ; N\*\* -&gt; Non Traded Securities ; I\*\* -&gt; Illiquid Shares ; R\*\* -&gt; Rights Entitlment ; P\*\* Preference Shares ; W\*\* Warrants ; PP\* Partly Paid; S\*\* -&gt; Suspended for Trading

1. Non Convertible Debentures and Bonds are considered as Traded based on information provided by external agencies.

2. \*Industry classification as recommended by AMFI and wherever not available, internal classification has been used.



## SBI MUTUAL FUND

SCHEME NAME :

PORTFOLIO STATEMENT AS ON :

SBI Debt Fund Series C-33

February 28, 2021

[Back to Index](#)

Name of the Instrument / Issuer	ISIN	Rating / Industry <sup>a</sup>	Quantity	Market value (Rs. In Lakhs)	% to AUM	YTM %	Notes & Symbols
<b>EQUITY &amp; EQUITY RELATED</b>							
<b>a) Listed/awaiting listing on Stock Exchanges</b>				NIL	NIL		
<b>b) Unlisted</b>				NIL	NIL		
<b>c) Foreign Securities and /or overseas ETF</b>				NIL	NIL		
<b>DEBT INSTRUMENTS</b>							
<b>a) Listed/awaiting listing on the stock exchanges</b>							
Fullerton India Credit Company Ltd.	INE535H07AQ5	CRISIL AAA	320	4,075.84	10.07	6.48	N**
HDB Financial Services Ltd.	INE756I07CI8	CRISIL AAA	300	3,805.75	9.40	5.28	N**
Tata Capital Housing Finance Ltd.	INE033L07GA4	CRISIL AAA	320	3,365.15	8.32	5.22	N**
National Bank for Agriculture and Rural Development	INE261F08AI7	CRISIL AAA	320	3,322.94	8.21	4.24	N**
Small Industries Development Bank of India	INE556F08JI1	CARE AAA	300	3,121.19	7.71	4.14	N**
Food Corporation of India	INE861G08035	CRISIL AAA(CE)	290	3,062.51	7.57	4.20	N**
Housing and Urban Development Corporation Ltd.	INE031A08657	[ICRA]AAA	280	2,910.22	7.19	4.57	N**
REC Ltd.	INE020B08BF0	CRISIL AAA	200	2,084.44	5.15	4.40	N**
Aditya Birla Housing Finance Ltd.	INE831R07235	[ICRA]AAA	150	1,894.92	4.68	5.82	N**
Reliance Industries Ltd.	INE110L07070	CRISIL AAA	170	1,725.59	4.26	3.80	N**
Sundaram Finance Ltd.	INE660A07PV4	CRISIL AAA	150	1,418.35	3.50	5.24	N**
Power Finance Corporation Ltd.	INE134E08IM4	CRISIL AAA	100	1,018.48	2.52	4.04	N**
Kotak Mahindra Prime Ltd.	INE916DA7QE2	CRISIL AAA	67	636.85	1.57	4.83	N**
Power Finance Corporation Ltd.	INE134E08E09	CRISIL AAA	50	526.21	1.30	4.57	N**
Housing and Urban Development Corporation Ltd.	INE031A08640	[ICRA]AAA	50	520.38	1.29	4.57	N**
REC Ltd.	INE020B08BD5	CRISIL AAA	50	519.09	1.28	4.35	N**
National Highways Authority of India	INE906B07FG1	CRISIL AAA	50	517.62	1.28	4.09	N**
Power Finance Corporation Ltd.	INE134E08IH4	CRISIL AAA	50	507.49	1.25	4.02	N**
Tata Capital Financial Services Ltd.	INE306N07KG9	[ICRA]AAA	20	210.43	0.52	5.47	N**
Larsen & Toubro Ltd.	INE018A08AR3	CRISIL AAA	10	103.74	0.26	4.40	N**
National Highways Authority of India	INE906B07FE6	CRISIL AAA	10	102.60	0.25	3.83	
<b>Total</b>				<b>35,449.79</b>	<b>87.58</b>		
<b>b) Privately Placed/Unlisted</b>				NIL	NIL		
<b>c) Securitised Debt Instruments</b>				NIL	NIL		
<b>d) Central Government Securities</b>				NIL	NIL		
<b>e) State Government Securities</b>				NIL	NIL		
<b>MONEY MARKET INSTRUMENTS</b>							
<b>a) Commercial Paper</b>				NIL	NIL		
<b>b) Certificate of Deposits</b>							
Bank of Baroda	INE028A16BY9	IND A1+	1,000	999.33	2.47	3.07	N**
IndusInd Bank Ltd.	INE095A16K72	CRISIL A1+	1,000	979.78	2.42	4.05	N**
Kotak Mahindra Bank Ltd.	INE237A164M6	CRISIL A1+	600	576.89	1.43	4.05	N**
Bank of Baroda	INE028A16CD1	IND A1+	300	298.51	0.74	3.26	N**
Bank of Baroda	INE028A16CH2	IND A1+	200	197.95	0.49	3.35	N**
Axis Bank Ltd.	INE238A167U1	CRISIL A1+	100	97.28	0.24	3.81	N**
Axis Bank Ltd.	INE238A160V4	CRISIL A1+	100	97.04	0.24	3.83	N**
<b>Total</b>				<b>3,246.78</b>	<b>8.03</b>		
<b>c) Treasury Bills</b>							
364 DAY T-BILL 16.09.21	IN002020Z246	Sovereign	1,50,000	147.22	0.36	3.47	
<b>Total</b>				<b>147.22</b>	<b>0.36</b>		
<b>d) Bills Re- Discounting</b>				NIL	NIL		
<b>OTHERS</b>							
<b>a) Mutual Fund Units / Exchange Traded Funds</b>				NIL	NIL		
<b>b) Gold</b>				NIL	NIL		
<b>c) Short Term Deposits</b>				NIL	NIL		
<b>d) Term Deposits Placed as Margins</b>				NIL	NIL		
<b>e) TREPS / Reverse Repo Investments</b>							
TREPS				215.71	0.53		
<b>Total</b>				<b>215.71</b>	<b>0.53</b>		
<b>Other Current Assets / (Liabilities)</b>							
Margin amount for Derivative positions				NIL	NIL		
Net Receivable / Payable				1,407.58	3.50		
<b>Total</b>				<b>1,407.58</b>	<b>3.50</b>		
<b>GRAND TOTAL (AUM)</b>				<b>40,467.08</b>	<b>100.00</b>		

## Notes &amp; Symbols :-

# -&gt; Less Than 0.005% ; A\*\* -&gt; Awaiting Listing on Stock Exchanges ; T\*\* -&gt; Thinly Traded Securities ; N\*\* -&gt; Non Traded Securities ; I\*\* -&gt; Illiquid Shares ; R\*\* -&gt; Rights Entitlement ; P\*\* -&gt; Preference Shares ; W\*\* Warrants ; PP\* Partly Paid ; S\*\* -&gt; Suspended for Trading

1. Non Convertible Debentures and Bonds are considered as Traded based on information provided by external agencies.

2. \*Industry classification as recommended by AMFI and wherever not available, internal classification has been used.





## SBI MUTUAL FUND

SCHEME NAME :

SBI Debt Fund Series C-34

[Back to Index](#)

PORTFOLIO STATEMENT AS ON :

February 28, 2021

Name of the Instrument / Issuer	ISIN	Rating / Industry <sup>^</sup>	Quantity	Market value (Rs. In Lakhs)	% to AUM	YTM %	Notes & Symbols
<b>EQUITY &amp; EQUITY RELATED</b>							
a) Listed/awaiting listing on Stock Exchanges				NIL	NIL		
b) Unlisted				NIL	NIL		
c) Foreign Securities and /or overseas ETF				NIL	NIL		
<b>DEBT INSTRUMENTS</b>							
a) Listed/awaiting listing on the stock exchanges							
Fullerton India Credit Company Ltd.	INE535H07AQ5	CRISIL AAA	100	1,273.70	9.38	6.48	N**
Sundaram Finance Ltd.	INE660A07PV4	CRISIL AAA	126	1,191.41	8.77	5.24	N**
Housing and Urban Development Corporation Ltd.	INE031A08657	[ICRA]AAA	110	1,143.30	8.42	4.57	N**
Food Corporation of India	INE861G08035	CRISIL AAA(CE)	100	1,056.04	7.78	4.20	N**
Tata Capital Housing Finance Ltd.	INE033L07GA4	CRISIL AAA	100	1,051.61	7.74	5.22	N**
Small Industries Development Bank of India	INE556F08J11	CARE AAA	100	1,040.40	7.66	4.14	N**
National Bank for Agriculture and Rural Development	INE261F08AI7	CRISIL AAA	100	1,038.42	7.65	4.24	N**
National Highways Authority of India	INE906B07FG1	CRISIL AAA	100	1,035.24	7.62	4.09	N**
Aditya Birla Housing Finance Ltd.	INE831R07235	[ICRA]AAA	50	631.64	4.65	5.82	N**
REC Ltd.	INE020B08BF0	CRISIL AAA	50	521.11	3.84	4.40	N**
REC Ltd.	INE020B08922	IND AAA	50	519.09	3.82	4.37	N**
Power Grid Corporation of India Ltd.	INE752E07MF1	CRISIL AAA	50	517.55	3.81	4.11	N**
LIC Housing Finance Ltd.	INE115A07NZ5	CARE AAA	50	516.97	3.81	4.51	N**
HDB Financial Services Ltd.	INE756I07CI8	CRISIL AAA	20	253.72	1.87	5.28	N**
Larsen & Toubro Ltd.	INE018A08AR3	CRISIL AAA	10	103.74	0.76	4.40	N**
<b>Total</b>				<b>11,893.94</b>	<b>87.58</b>		
b) Privately Placed/Unlisted				NIL	NIL		
c) Securitised Debt Instruments				NIL	NIL		
d) Central Government Securities				NIL	NIL		
e) State Government Securities				NIL	NIL		
<b>MONEY MARKET INSTRUMENTS</b>							
a) Commercial Paper				NIL	NIL		
b) Certificate of Deposits							
Kotak Mahindra Bank Ltd.	INE237A164M6	CRISIL A1+	600	576.89	4.25	4.05	N**
Bank of Baroda	INE028A16BY9	IND A1+	400	399.73	2.94	3.07	N**
Bank of Baroda	INE028A16CH2	IND A1+	100	98.98	0.73	3.35	N**
<b>Total</b>				<b>1,075.60</b>	<b>7.92</b>		
c) Treasury Bills				NIL	NIL		
d) Bills Re- Discounting				NIL	NIL		
<b>OTHERS</b>							
a) Mutual Fund Units / Exchange Traded Funds				NIL	NIL		
b) Gold				NIL	NIL		
c) Short Term Deposits				NIL	NIL		
d) Term Deposits Placed as Margins				NIL	NIL		
e) TREPS / Reverse Repo Investments							
TREPS				132.45	0.98		
<b>Total</b>				<b>132.45</b>	<b>0.98</b>		
<b>Other Current Assets / (Liabilities)</b>							
Margin amount for Derivative positions				NIL	NIL		
Net Receivable / Payable				477.91	3.52		
<b>Total</b>				<b>477.91</b>	<b>3.52</b>		
<b>GRAND TOTAL (AUM)</b>				<b>13,579.90</b>	<b>100.00</b>		

## Notes &amp; Symbols :-

# -&gt; Less Than 0.005% ; A\*\* -&gt; Awaiting Listing on Stock Exchanges ; T\*\* -&gt; Thinly Traded Securities ; N\*\* -&gt; Non Traded Securities ; I\*\* -&gt; Illiquid Shares ; R\*\* -&gt; Rights Entitlment ; P\*\* Preference Shares ; W\*\* Warrants ; PP\* Partly Paid; S\*\* -&gt; Suspended for Trading

1. Non Convertible Debentures and Bonds are considered as Traded based on information provided by external agencies.

2. ^Industry classification as recommended by AMFI and wherever not available, internal classification has been used.



## SBI MUTUAL FUND

SCHEME NAME :

PORTFOLIO STATEMENT AS ON :

SBI Debt Fund Series C-35

February 28, 2021

[Back to Index](#)

Name of the Instrument / Issuer	ISIN	Rating / Industry <sup>a</sup>	Quantity	Market value (Rs. In Lakhs)	% to AUM	YTM %	Notes & Symbols
<b>EQUITY &amp; EQUITY RELATED</b>							
a) Listed/awaiting listing on Stock Exchanges				NIL	NIL		
b) Unlisted				NIL	NIL		
c) Foreign Securities and /or overseas ETF				NIL	NIL		
<b>DEBT INSTRUMENTS</b>							
a) Listed/awaiting listing on the stock exchanges							
Bajaj Housing Finance Ltd.	INE377Y07086	CRISIL AAA	200	2,556.59	9.97	5.23	N**
Tata Capital Financial Services Ltd.	INE306N07KG9	[ICRA]AAA	200	2,104.30	8.21	5.47	N**
REC Ltd.	INE020B08BF0	CRISIL AAA	200	2,084.44	8.13	4.40	N**
Small Industries Development Bank of India	INE556F08J11	CARE AAA	200	2,080.79	8.11	4.14	N**
Housing and Urban Development Corporation Ltd.	INE031A08657	[ICRA]AAA	200	2,078.73	8.11	4.57	N**
National Bank for Agriculture and Rural Development	INE261F08A17	CRISIL AAA	200	2,076.84	8.10	4.24	N**
Power Finance Corporation Ltd.	INE134E08IM4	CRISIL AAA	200	2,036.95	7.94	4.04	N**
Food Corporation of India	INE861G08035	CRISIL AAA(CE)	180	1,900.87	7.41	4.20	N**
Sundaram Finance Ltd.	INE660A07PV4	CRISIL AAA	177	1,673.65	6.53	5.24	N**
Aditya Birla Housing Finance Ltd.	INE831R07235	[ICRA]AAA	100	1,263.28	4.93	5.82	N**
LIC Housing Finance Ltd.	INE115A07NZ5	CARE AAA	100	1,033.94	4.03	4.51	N**
Kotak Mahindra Prime Ltd.	INE916DA7QE2	CRISIL AAA	67	636.85	2.48	4.83	N**
National Highways Authority of India	INE906B07FG1	CRISIL AAA	50	517.62	2.02	4.09	N**
Larsen & Toubro Ltd.	INE018A08AR3	CRISIL AAA	20	207.47	0.81	4.40	N**
Aditya Birla Finance Ltd.	INE860H07GE0	[ICRA]AAA	10	128.66	0.50	5.71	N**
National Highways Authority of India	INE906B07FE6	CRISIL AAA	10	102.60	0.40	3.83	
<b>Total</b>				<b>22,483.58</b>	<b>87.68</b>		
b) Privately Placed/Unlisted				NIL	NIL		
c) Securitised Debt Instruments				NIL	NIL		
d) Central Government Securities				NIL	NIL		
e) State Government Securities				NIL	NIL		
<b>MONEY MARKET INSTRUMENTS</b>							
a) Commercial Paper				NIL	NIL		
b) Certificate of Deposits							
IndusInd Bank Ltd.	INE095A16K72	CRISIL A1+	700	685.85	2.67	4.05	N**
Bank of Baroda	INE028A16BY9	IND A1+	600	599.60	2.34	3.07	N**
Kotak Mahindra Bank Ltd.	INE237A164M6	CRISIL A1+	400	384.59	1.50	4.05	N**
Axis Bank Ltd.	INE238A167U1	CRISIL A1+	200	194.56	0.76	3.81	N**
Axis Bank Ltd.	INE238A163V8	CRISIL A1+	150	148.60	0.58	3.41	N**
Bank of Baroda	INE028A16CH2	IND A1+	100	98.98	0.39	3.35	N**
<b>Total</b>				<b>2,112.18</b>	<b>8.24</b>		
c) Treasury Bills				NIL	NIL		
d) Bills Re- Discounting				NIL	NIL		
<b>OTHERS</b>							
a) Mutual Fund Units / Exchange Traded Funds				NIL	NIL		
b) Gold				NIL	NIL		
c) Short Term Deposits				NIL	NIL		
d) Term Deposits Placed as Margins				NIL	NIL		
e) TREPS / Reverse Repo Investments							
TREPS				150.43	0.59		
<b>Total</b>				<b>150.43</b>	<b>0.59</b>		
<b>Other Current Assets / (Liabilities)</b>							
Margin amount for Derivative positions				NIL	NIL		
Net Receivable / Payable				899.90	3.49		
<b>Total</b>				<b>899.90</b>	<b>3.49</b>		
<b>GRAND TOTAL (AUM)</b>				<b>25,646.09</b>	<b>100.00</b>		

## Notes &amp; Symbols :-

# -&gt; Less Than 0.005% ; A\*\* -&gt; Awaiting Listing on Stock Exchanges ; T\*\* -&gt; Thinly Traded Securities ; N\*\* -&gt; Non Traded Securities ; I\*\* -&gt; Illiquid Shares ; R\*\* -&gt; Rights Entitlment ; P\*\* Preference Shares ; W\*\* Warrants ; PP\* Party Paid ; S\*\* -&gt; Suspended for Trading

1. Non Convertible Debentures and Bonds are considered as Traded based on information provided by external agencies.

2. ^Industry classification as recommended by AMFI and wherever not available, internal classification has been used.



## SBI MUTUAL FUND

SCHEME NAME :

PORTFOLIO STATEMENT AS ON :

SBI Debt Fund Series C-38

February 28, 2021

[Back to Index](#)

Name of the Instrument / Issuer	ISIN	Rating / Industry <sup>a</sup>	Quantity	Market value (Rs. In Lakhs)	% to AUM	YTM %	Notes & Symbols
<b>EQUITY &amp; EQUITY RELATED</b>							
a) Listed/awaiting listing on Stock Exchanges				NIL	NIL		
b) Unlisted				NIL	NIL		
c) Foreign Securities and /or overseas ETF				NIL	NIL		
<b>DEBT INSTRUMENTS</b>							
a) Listed/awaiting listing on the stock exchanges							
HDB Financial Services Ltd.	INE756I07CI8	CRISIL AAA	410	5,201.19	10.05	5.28	N**
LIC Housing Finance Ltd.	INE115A07NW2	CRISIL AAA	420	5,184.01	10.02	4.90	N**
Bajaj Housing Finance Ltd.	INE377Y07086	CRISIL AAA	400	5,113.18	9.88	5.23	N**
Small Industries Development Bank of India	INE556F08JI1	CARE AAA	400	4,161.58	8.04	4.14	N**
National Bank for Agriculture and Rural Development	INE261F08AI7	CRISIL AAA	400	4,153.67	8.03	4.24	N**
National Highways Authority of India	INE906B07FG1	CRISIL AAA	390	4,037.45	7.80	4.09	N**
Bajaj Finance Ltd.	INE296A07QQ5	CRISIL AAA	200	2,539.15	4.91	5.24	N**
Power Grid Corporation of India Ltd.	INE752E07OD2	CRISIL AAA	200	2,051.28	3.96	3.88	N**
Power Grid Corporation of India Ltd.	INE752E07IH3	CRISIL AAA	120	1,563.46	3.02	3.87	N**
Export-Import Bank of India	INE514E08AX1	CRISIL AAA	50	528.12	1.02	4.34	N**
Power Grid Corporation of India Ltd.	INE752E07M03	CRISIL AAA	50	523.50	1.01	4.39	N**
<b>Total</b>				<b>35,066.59</b>	<b>67.74</b>		
b) Privately Placed/Unlisted				NIL	NIL		
c) Securitised Debt Instruments				NIL	NIL		
d) Central Government Securities				NIL	NIL		
e) State Government Securities							
8.69% State Government of Kerala 2022	IN2020110085	Sovereign	50,00,000	5,207.28	10.06	4.12	
8.99% State Government of Gujarat 2022	IN1520110132	Sovereign	10,00,000	1,048.72	2.03	4.14	
8.39% State Government of Rajasthan 2022	IN2920150314	Sovereign	10,00,000	1,039.73	2.01	4.43	
9.23% State Government of Gujarat 2022	IN1520110140	Sovereign	5,00,000	526.54	1.02	4.15	
9.10% State Government of Tamil Nadu 2022	IN3120120016	Sovereign	5,00,000	526.11	1.02	4.53	
8.92% State Government of Tamil Nadu 2022	IN3120110140	Sovereign	5,00,000	523.58	1.01	4.13	
8.74% State Government of Karnataka 2022	IN1920110054	Sovereign	5,00,000	521.78	1.01	4.13	
8.61% State Government of Uttar Pradesh 2022	IN3320150540	Sovereign	4,00,000	417.04	0.81	4.43	
<b>Total</b>				<b>9,810.78</b>	<b>18.97</b>		
<b>MONEY MARKET INSTRUMENTS</b>							
a) Commercial Paper				NIL	NIL		
b) Certificate of Deposits							
Bank of Baroda	INE028A16CG4	IND A1+	2,400	2,379.94	4.60	3.34	N**
IndusInd Bank Ltd.	INE095A16K72	CRISIL A1+	1,400	1,371.69	2.65	4.05	N**
Bank of Baroda	INE028A16CD1	IND A1+	400	398.01	0.77	3.26	N**
Kotak Mahindra Bank Ltd.	INE237A164M6	CRISIL A1+	200	192.30	0.37	4.05	N**
Axis Bank Ltd.	INE238A163V8	CRISIL A1+	150	148.60	0.29	3.41	N**
Bank of Baroda	INE028A16BY9	IND A1+	100	99.93	0.19	3.07	N**
Axis Bank Ltd.	INE238A167U1	CRISIL A1+	100	97.28	0.19	3.81	N**
Axis Bank Ltd.	INE238A160V4	CRISIL A1+	100	97.04	0.19	3.83	N**
<b>Total</b>				<b>4,784.79</b>	<b>9.25</b>		
c) Treasury Bills							
364 DAY T-BILL 16.09.21	IN0020202246	Sovereign	3,00,000	294.44	0.57	3.47	
<b>Total</b>				<b>294.44</b>	<b>0.57</b>		
d) Bills Re- Discounting				NIL	NIL		
<b>OTHERS</b>							
a) Mutual Fund Units / Exchange Traded Funds				NIL	NIL		
b) Gold				NIL	NIL		
c) Short Term Deposits				NIL	NIL		
d) Term Deposits Placed as Margins				NIL	NIL		
e) TREPS / Reverse Repo Investments							
TREPS				1,180.35	2.28		
<b>Total</b>				<b>1,180.35</b>	<b>2.28</b>		
<b>Other Current Assets / (Liabilities)</b>							
Margin amount for Derivative positions				NIL	NIL		
Net Receivable / Payable				628.60	1.19		
<b>Total</b>				<b>628.60</b>	<b>1.19</b>		
<b>GRAND TOTAL (AUM)</b>				<b>51,755.55</b>	<b>100.00</b>		

## Notes &amp; Symbols :-

# -&gt; Less Than 0.005% ; A\*\* -&gt; Awaiting Listing on Stock Exchanges ; T\*\* -&gt; Thinly Traded Securities ; N\*\* -&gt; Non Traded Securities ; I\*\* -&gt; Illiquid Shares ; R\*\* -&gt; Rights Entitainment ; P\*\* -&gt; Preference Shares ; W\*\* Warrants ; PP\* Partly Paid ; S\*\* -&gt; Suspended for Trading

1. Non Convertible Debentures and Bonds are considered as Traded based on information provided by external agencies.

2. \*Industry classification as recommended by AMFI and wherever not available, internal classification has been used.



SBI MUTUAL FUND

SCHEME NAME :

PORTFOLIO STATEMENT AS ON :

SBI Debt Fund Series C-40

February 28, 2021

[Back to Index](#)

Name of the Instrument / Issuer	ISIN	Rating / Industry <sup>a</sup>	Quantity	Market value (Rs. In Lakhs)	% to AUM	YTM %	Notes & Symbols
EQUITY & EQUITY RELATED							
a) Listed/awaiting listing on Stock Exchanges				NIL	NIL		
b) Unlisted				NIL	NIL		
c) Foreign Securities and /or overseas ETF				NIL	NIL		
DEBT INSTRUMENTS							
a) Listed/awaiting listing on the stock exchanges							
HDB Financial Services Ltd.	INE756I07CI8	CRISIL AAA	120	1,522.30	9.95	5.28	N**
Sundaram Finance Ltd.	INE660A07PW2	CRISIL AAA	156	1,482.84	9.69	4.88	N**
Bajaj Housing Finance Ltd.	INE377Y07052	CRISIL AAA	100	1,289.78	8.43	5.23	N**
LIC Housing Finance Ltd.	INE115A07NM3	CRISIL AAA	100	1,270.44	8.30	4.51	N**
National Highways Authority of India	INE906B07FG1	CRISIL AAA	120	1,242.29	8.12	4.09	N**
Housing and Urban Development Corporation Ltd.	INE031A08657	[ICRA]AAA	110	1,143.30	7.47	4.57	N**
REC Ltd.	INE020B08BF0	CRISIL AAA	100	1,042.22	6.81	4.40	N**
Small Industries Development Bank of India	INE556F08JI1	CARE AAA	100	1,040.40	6.80	4.14	N**
National Bank for Agriculture and Rural Development	INE261F08AI7	CRISIL AAA	100	1,038.42	6.79	4.24	N**
Indian Railway Finance Corporation Ltd.	INE053F09EK4	CRISIL AAA	90	931.72	6.09	3.89	N**
LIC Housing Finance Ltd.	INE115A07NF7	CRISIL AAA	10	104.65	0.68	4.59	N**
Total				12,108.36	79.13		
b) Privately Placed/Unlisted				NIL	NIL		
c) Securitised Debt Instruments				NIL	NIL		
d) Central Government Securities				NIL	NIL		
e) State Government Securities							
8.52% State Government of Uttar Pradesh 2022	IN3320150664	Sovereign	15,00,000	1,563.80	10.22	4.43	
8.75% State Government of Tamil Nadu 2022	IN3120110132	Sovereign	2,00,000	208.75	1.36	4.12	
Total				1,772.55	11.58		
MONEY MARKET INSTRUMENTS							
a) Commercial Paper				NIL	NIL		
b) Certificate of Deposits							
Bank of Baroda	INE028A16CH2	IND A1+	200	197.95	1.29	3.35	N**
Axis Bank Ltd.	INE238A163V8	CRISIL A1+	100	99.07	0.65	3.41	N**
Axis Bank Ltd.	INE238A167U1	CRISIL A1+	100	97.28	0.64	3.81	N**
Total				394.30	2.58		
c) Treasury Bills				NIL	NIL		
d) Bills Re- Discounting				NIL	NIL		
OTHERS							
a) Mutual Fund Units / Exchange Traded Funds				NIL	NIL		
b) Gold				NIL	NIL		
c) Short Term Deposits				NIL	NIL		
d) Term Deposits Placed as Margins				NIL	NIL		
e) TREPS / Reverse Repo Investments							
TREPS				787.88	5.15		
Total				787.88	5.15		
Other Current Assets / (Liabilities)							
Margin amount for Derivative positions				NIL	NIL		
Net Receivable / Payable				236.25	1.56		
Total				236.25	1.56		
GRAND TOTAL (AUM)				15,299.34	100.00		

Notes & Symbols :-  
# -> Less Than 0.005% ; A\*\* -> Awaiting Listing on Stock Exchanges ; T\*\* -> Thinly Traded Securities ; N\*\* -> Non Traded Securities ; I\*\* -> Illiquid Shares ; R\*\* -> Rights Entitainment ; P\*\* Preference Shares ; W\*\* Warrants ; PP\* Partly Paid; S\*\* -> Suspended for Trading  
1. Non Convertible Debentures and Bonds are considered as Traded based on information provided by external agencies.  
2. ^Industry classification as recommended by AMFI and wherever not available, internal classification has been used.



## SBI MUTUAL FUND

SCHEME NAME :

PORTFOLIO STATEMENT AS ON :

SBI Debt Fund Series C-41

February 28, 2021

[Back to Index](#)

Name of the Instrument / Issuer	ISIN	Rating / Industry <sup>^</sup>	Quantity	Market value (Rs. In Lakhs)	% to AUM	YTM %	Notes & Symbols
<b>EQUITY &amp; EQUITY RELATED</b>							
<b>a) Listed/awaiting listing on Stock Exchanges</b>				NIL	NIL		
<b>b) Unlisted</b>				NIL	NIL		
<b>c) Foreign Securities and /or overseas ETF</b>				NIL	NIL		
<b>DEBT INSTRUMENTS</b>							
<b>a) Listed/awaiting listing on the stock exchanges</b>							
Bajaj Housing Finance Ltd.	INE377Y07052	CRISIL AAA	180	2,321.61	9.99	5.23	N**
HDB Financial Services Ltd.	INE756I07CI8	CRISIL AAA	180	2,283.45	9.83	5.28	N**
Sundaram Finance Ltd.	INE660A07PW2	CRISIL AAA	234	2,224.26	9.57	4.88	N**
REC Ltd.	INE020B08BF0	CRISIL AAA	190	1,980.22	8.52	4.40	N**
National Bank for Agriculture and Rural Development	INE261F08AI7	CRISIL AAA	185	1,921.07	8.27	4.24	N**
LIC Housing Finance Ltd.	INE115A07NM3	CRISIL AAA	150	1,905.65	8.20	4.51	N**
Housing and Urban Development Corporation Ltd.	INE031A08640	[ICRA]AAA	150	1,561.15	6.72	4.57	N**
Reliance Industries Ltd.	INE002A08575	CRISIL AAA	150	1,558.10	6.71	4.33	N**
National Highways Authority of India	INE906B07FG1	CRISIL AAA	150	1,552.87	6.68	4.09	N**
Power Grid Corporation of India Ltd.	INE752E070D2	CRISIL AAA	50	512.82	2.21	3.88	N**
Housing and Urban Development Corporation Ltd.	INE031A08657	[ICRA]AAA	30	311.81	1.34	4.57	N**
National Highways Authority of India	INE906B07FE6	CRISIL AAA	30	307.79	1.32	3.83	
LIC Housing Finance Ltd.	INE115A07NF7	CRISIL AAA	20	209.30	0.90	4.59	N**
Small Industries Development Bank of India	INE556F08JI1	CARE AAA	20	208.08	0.90	4.14	N**
Indian Railway Finance Corporation Ltd.	INE053F09EK4	CRISIL AAA	10	103.52	0.45	3.89	N**
<b>Total</b>				<b>18,961.70</b>	<b>81.61</b>		
<b>b) Privately Placed/Unlisted</b>				NIL	NIL		
<b>c) Securitised Debt Instruments</b>				NIL	NIL		
<b>d) Central Government Securities</b>				NIL	NIL		
<b>e) State Government Securities</b>							
8.52% State Government of Uttar Pradesh 2022	IN3320150664	Sovereign	22,41,000	2,336.32	10.06	4.43	
8.75% State Government of Tamil Nadu 2022	IN31201110132	Sovereign	2,00,000	208.75	0.90	4.12	
<b>Total</b>				<b>2,545.07</b>	<b>10.96</b>		
<b>MONEY MARKET INSTRUMENTS</b>							
<b>a) Commercial Paper</b>				NIL	NIL		
<b>b) Certificate of Deposits</b>							
Bank of Baroda	INE028A16BY9	IND A1+	200	199.87	0.86	3.07	N**
Bank of Baroda	INE028A16CD1	IND A1+	200	199.00	0.86	3.26	N**
Axis Bank Ltd.	INE238A160V4	CRISIL A1+	200	194.08	0.84	3.83	N**
Bank of Baroda	INE028A16CH2	IND A1+	100	98.98	0.43	3.35	N**
Axis Bank Ltd.	INE238A167U1	CRISIL A1+	100	97.28	0.42	3.81	N**
<b>Total</b>				<b>789.21</b>	<b>3.41</b>		
<b>c) Treasury Bills</b>				NIL	NIL		
<b>d) Bills Re- Discounting</b>				NIL	NIL		
<b>OTHERS</b>							
<b>a) Mutual Fund Units / Exchange Traded Funds</b>				NIL	NIL		
<b>b) Gold</b>				NIL	NIL		
<b>c) Short Term Deposits</b>				NIL	NIL		
<b>d) Term Deposits Placed as Margins</b>				NIL	NIL		
<b>e) TREPS / Reverse Repo Investments</b>							
TREPS				497.47	2.14		
<b>Total</b>				<b>497.47</b>	<b>2.14</b>		
<b>Other Current Assets / (Liabilities)</b>							
Margin amount for Derivative positions				NIL	NIL		
Net Receivable / Payable				440.03	1.88		
<b>Total</b>				<b>440.03</b>	<b>1.88</b>		
<b>GRAND TOTAL (AUM)</b>				<b>23,233.48</b>	<b>100.00</b>		

## Notes &amp; Symbols :-

# -&gt; Less Than 0.005% ; A\*\* -&gt; Awaiting Listing on Stock Exchanges ; T\*\* -&gt; Thinly Traded Securities ; N\*\* -&gt; Non Traded Securities ; I\*\* -&gt; Illiquid Shares ; R\*\* -&gt; Rights Entitainment ; P\*\* Preference Shares ; W\*\* Warrants ; PP\* Party Paid ; S\*\* -&gt; Suspended for Trading

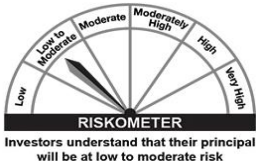
1. Non Convertible Debentures and Bonds are considered as Traded based on information provided by external agencies.

2. ^Industry classification as recommended by AMFI and wherever not available, internal classification has been used.



Name of the Instrument / Issuer	ISIN	Rating / Industry <sup>a</sup>	Quantity	Market value (Rs. In Lakhs)	% to AUM	YTM %	Notes & Symbols
EQUITY & EQUITY RELATED							
a) Listed/awaiting listing on Stock Exchanges				NIL	NIL		
b) Unlisted				NIL	NIL		
c) Foreign Securities and /or overseas ETF				NIL	NIL		
DEBT INSTRUMENTS							
a) Listed/awaiting listing on the stock exchanges							
LIC Housing Finance Ltd.	INE115A07NW2	CRISIL AAA	370	4,566.87	10.05	4.90	N**
Bajaj Housing Finance Ltd.	INE377Y07052	CRISIL AAA	350	4,514.24	9.93	5.23	N**
HDB Financial Services Ltd.	INE756I07C18	CRISIL AAA	330	4,186.32	9.21	5.28	N**
Sundaram Finance Ltd.	INE660A07PW2	CRISIL AAA	405	3,849.67	8.47	4.88	N**
Housing and Urban Development Corporation Ltd.	INE031A08657	[ICRA]AAA	370	3,845.65	8.46	4.57	N**
Reliance Industries Ltd.	INE002A08575	CRISIL AAA	370	3,843.32	8.46	4.33	N**
National Bank for Agriculture and Rural Development	INE261F08A17	CRISIL AAA	360	3,738.30	8.23	4.24	N**
REC Ltd.	INE020B08BF0	CRISIL AAA	350	3,647.77	8.03	4.40	N**
Small Industries Development Bank of India	INE556F08J11	CARE AAA	330	3,433.30	7.55	4.14	N**
Bajaj Finance Ltd.	INE296A07QQ5	CRISIL AAA	90	1,142.62	2.51	5.24	N**
Power Grid Corporation of India Ltd.	INE752E07ES1	CRISIL AAA	24	316.40	0.70	4.19	N**
Total				37,084.46	81.60		
b) Privately Placed/Unlisted				NIL	NIL		
c) Securitised Debt Instruments				NIL	NIL		
d) Central Government Securities				NIL	NIL		
e) State Government Securities							
8.39% State Government of Rajasthan 2022	IN2920150314	Sovereign	28,53,000	2,966.35	6.53	4.43	
8.68% State Government of Uttar Pradesh 2022	IN3320150441	Sovereign	9,00,000	937.91	2.06	4.43	
8.52% State Government of Uttar Pradesh 2022	IN3320150664	Sovereign	7,00,000	729.78	1.61	4.43	
8.75% State Government of Tamil Nadu 2022	IN3120110132	Sovereign	2,00,000	208.75	0.46	4.12	
Total				4,842.79	10.66		
MONEY MARKET INSTRUMENTS							
a) Commercial Paper				NIL	NIL		
b) Certificate of Deposits							
Bank of Baroda	INE028A16BY9	IND A1+	400	399.73	0.88	3.07	N**
Bank of Baroda	INE028A16CD1	IND A1+	300	298.51	0.66	3.26	N**
Axis Bank Ltd.	INE238A163V8	CRISIL A1+	300	297.20	0.65	3.41	N**
Axis Bank Ltd.	INE238A167U1	CRISIL A1+	200	194.56	0.43	3.81	N**
Total				1,190.00	2.62		
c) Treasury Bills				NIL	NIL		
d) Bills Re- Discounting				NIL	NIL		
OTHERS							
a) Mutual Fund Units / Exchange Traded Funds				NIL	NIL		
b) Gold				NIL	NIL		
c) Short Term Deposits				NIL	NIL		
d) Term Deposits Placed as Margins				NIL	NIL		
e) TREPS / Reverse Repo Investments							
TREPS				1,613.35	3.55		
Total				1,613.35	3.55		
Other Current Assets / (Liabilities)							
Margin amount for Derivative positions				NIL	NIL		
Net Receivable / Payable				719.26	1.57		
Total				719.26	1.57		
GRAND TOTAL (AUM)				45,449.86	100.00		

Notes & Symbols :-  
# -> Less Than 0.005% ; A\*\* -> Awaiting Listing on Stock Exchanges ; T\*\* -> Thinly Traded Securities ; N\*\* -> Non Traded Securities ; I\*\* -> Illiquid Shares ; R\*\* -> Rights Entitlment ; P\*\* Preference Shares ; W\*\* Warrants ; PP\* Partly Paid; S\*\* -> Suspended forTrading  
1. Non Convertible Debentures and Bonds are considered as Traded based on information provided by external agencies.  
2. \*Industry classification as recommended by AMFI and wherever not available, internal classification has been used.



Name of the Instrument / Issuer	ISIN	Rating / Industry^	Quantity	Market value (Rs. In Lakhs)	% to AUM	YTM %	Notes & Symbols
EQUITY & EQUITY RELATED							
a) Listed/awaiting listing on Stock Exchanges				NIL	NIL		
b) Unlisted				NIL	NIL		
c) Foreign Securities and /or overseas ETF				NIL	NIL		
DEBT INSTRUMENTS							
a) Listed/awaiting listing on the stock exchanges							
LIC Housing Finance Ltd.	INE115A07NW2	CRISIL AAA	200	2,468.58	9.97	4.90	N**
Bajaj Housing Finance Ltd.	INE377Y07086	CRISIL AAA	190	2,428.76	9.81	5.23	N**
Fullerton India Credit Company Ltd.	INE535H07AX1	CRISIL AAA	200	2,422.22	9.78	6.45	N**
Bajaj Finance Ltd.	INE296A07QQ5	CRISIL AAA	190	2,412.20	9.74	5.24	N**
REC Ltd.	INE020B08BF0	CRISIL AAA	200	2,084.44	8.42	4.40	N**
Small Industries Development Bank of India	INE556F08J11	CARE AAA	200	2,080.79	8.40	4.14	N**
Power Finance Corporation Ltd.	INE134E08JW1	CRISIL AAA	200	2,078.87	8.39	4.25	
Reliance Industries Ltd.	INE002A08575	CRISIL AAA	200	2,077.47	8.39	4.33	N**
National Bank for Agriculture and Rural Development	INE261F08A17	CRISIL AAA	200	2,076.84	8.38	4.24	N**
Housing and Urban Development Corporation Ltd.	INE031A08657	ICRA AAA	190	1,974.80	7.97	4.57	N**
Housing Development Finance Corporation Ltd.	INE001A07RS3	CRISIL AAA	10	104.07	0.42	4.50	N**
Total				22,209.04	89.67		
b) Privately Placed/Unlisted				NIL	NIL		
c) Securitised Debt Instruments				NIL	NIL		
d) Central Government Securities				NIL	NIL		
e) State Government Securities							
8.68% State Government of Uttar Pradesh 2022	IN3320150441	Sovereign	3,00,000	312.64	1.26	4.43	
8.75% State Government of Tamil Nadu 2022	IN3120110132	Sovereign	1,00,000	104.37	0.42	4.12	
Total				417.01	1.68		
MONEY MARKET INSTRUMENTS							
a) Commercial Paper				NIL	NIL		
b) Certificate of Deposits							
Bank of Baroda	INE028A16CD1	IND A1+	300	298.51	1.21	3.26	N**
Bank of Baroda	INE028A16BY9	IND A1+	200	199.87	0.81	3.07	N**
Axis Bank Ltd.	INE238A163V8	CRISIL A1+	150	148.60	0.60	3.41	N**
Total				646.98	2.62		
c) Treasury Bills				NIL	NIL		
d) Bills Re- Discounting				NIL	NIL		
OTHERS							
a) Mutual Fund Units / Exchange Traded Funds				NIL	NIL		
b) Gold				NIL	NIL		
c) Short Term Deposits				NIL	NIL		
d) Term Deposits Placed as Margins				NIL	NIL		
e) TREPS / Reverse Repo Investments							
TREPS				1,035.90	4.18		
Total				1,035.90	4.18		
Other Current Assets / (Liabilities)							
Margin amount for Derivative positions				NIL	NIL		
Net Receivable / Payable				460.36	1.85		
Total				460.36	1.85		
GRAND TOTAL (AUM)				24,769.29	100.00		

Notes & Symbols :-  
# -> Less Than 0.005% ; A\*\* -> Awaiting Listing on Stock Exchanges ; T\*\* -> Thinly Traded Securities ; N\*\* -> Non Traded Securities ; I\*\* -> Illiquid Shares ; R\*\* -> Rights Entitlment ; P\*\* Preference Shares ; W\*\* Warrants ; PP\* Partly Paid; S\*\* -> Suspended for Trading  
1. Non Convertible Debentures and Bonds are considered as Traded based on information provided by external agencies.  
2. ^Industry classification as recommended by AMFI and wherever not available, internal classification has been used.



**SBI MUTUAL FUND**
**SCHEME NAME :**
**PORTFOLIO STATEMENT AS ON :**

SBI Debt Fund Series C-46

February 28, 2021

[Back to Index](#)

Name of the Instrument / Issuer	ISIN	Rating / Industry <sup>a</sup>	Quantity	Market value (Rs. In Lakhs)	% to AUM	YTM %	Notes & Symbols
<b>EQUITY &amp; EQUITY RELATED</b>							
<b>a) Listed/awaiting listing on Stock Exchanges</b>				NIL	NIL		
<b>b) Unlisted</b>				NIL	NIL		
<b>c) Foreign Securities and /or overseas ETF</b>				NIL	NIL		
<b>DEBT INSTRUMENTS</b>							
<b>a) Listed/awaiting listing on the stock exchanges</b>							
LIC Housing Finance Ltd.	INE115A07NW2	CRISIL AAA	290	3,579.44	10.14	4.90	N**
HDB Financial Services Ltd.	INE756I07CI8	CRISIL AAA	280	3,552.03	10.06	5.28	N**
Housing Development Finance Corporation Ltd.	INE001A07RS3	CRISIL AAA	290	3,018.13	8.55	4.50	N**
Reliance Industries Ltd.	INE002A08575	CRISIL AAA	290	3,012.33	8.53	4.33	N**
Housing and Urban Development Corporation Ltd.	INE031A08657	ICRA/AAA	280	2,910.22	8.25	4.57	N**
National Bank for Agriculture and Rural Development	INE261F08AI7	CRISIL AAA	280	2,907.57	8.24	4.24	N**
National Highways Authority of India	INE906B07FG1	CRISIL AAA	250	2,588.11	7.33	4.09	N**
Small Industries Development Bank of India	INE556F08JI1	CARE AAA	40	416.16	1.18	4.14	N**
<b>Total</b>				<b>21,983.99</b>	<b>62.28</b>		
<b>b) Privately Placed/Unlisted</b>							
Tata Sons Pvt.Ltd.	INE895D08790	CRISIL AAA	285	2,935.61	8.32	5.26	N**
<b>Total</b>				<b>2,935.61</b>	<b>8.32</b>		
<b>c) Securitised Debt Instruments</b>				NIL	NIL		
<b>d) Central Government Securities</b>				NIL	NIL		
<b>e) State Government Securities</b>							
9.12% State Government of Gujarat 2022	IN1520120024	Sovereign	30,00,000	3,162.22	8.96	4.53	
8.68% State Government of Uttar Pradesh 2022	IN3320150441	Sovereign	15,83,000	1,649.68	4.67	4.43	
8.75% State Government of Tamil Nadu 2022	IN3120110132	Sovereign	15,00,000	1,565.62	4.44	4.12	
<b>Total</b>				<b>6,377.52</b>	<b>18.07</b>		
<b>MONEY MARKET INSTRUMENTS</b>							
<b>a) Commercial Paper</b>				NIL	NIL		
<b>b) Certificate of Deposits</b>							
Bank of Baroda	INE028A16CG4	IND A1+	1,300	1,289.13	3.65	3.34	N**
Axis Bank Ltd.	INE238A163V8	CRISIL A1+	200	198.13	0.56	3.41	N**
Axis Bank Ltd.	INE238A167U1	CRISIL A1+	100	97.28	0.28	3.81	N**
<b>Total</b>				<b>1,584.54</b>	<b>4.49</b>		
<b>c) Treasury Bills</b>							
364 DAY T-BILL 16.09.21	IN002020Z246	Sovereign	9,00,000	883.31	2.50	3.47	
<b>Total</b>				<b>883.31</b>	<b>2.50</b>		
<b>d) Bills Re- Discounting</b>				NIL	NIL		
<b>OTHERS</b>							
<b>a) Mutual Fund Units / Exchange Traded Funds</b>				NIL	NIL		
<b>b) Gold</b>				NIL	NIL		
<b>c) Short Term Deposits</b>				NIL	NIL		
<b>d) Term Deposits Placed as Margins</b>				NIL	NIL		
<b>e) TREPS / Reverse Repo Investments</b>							
TREPS				455.92	1.29		
<b>Total</b>				<b>455.92</b>	<b>1.29</b>		
<b>Other Current Assets / (Liabilities)</b>							
Margin amount for Derivative positions				NIL	NIL		
Net Receivable / Payable				1,073.12	3.05		
<b>Total</b>				<b>1,073.12</b>	<b>3.05</b>		
<b>GRAND TOTAL (AUM)</b>				<b>35,294.01</b>	<b>100.00</b>		

**Notes & Symbols :-**

# -&gt; Less Than 0.005% ; A\*\* -&gt; Awaiting Listing on Stock Exchanges ; T\*\* -&gt; Thinly Traded Securities ; N\*\* -&gt; Non Traded Securities ; I\*\* -&gt; Illiquid Shares ; R\*\* -&gt; Rights Entitlement ; P\*\* Preference Shares ; W\*\* Warrants ; PP\* Partly Paid ; S\*\* -&gt; Suspended for Trading

1. Non Convertible Debentures and Bonds are considered as Traded based on information provided by external agencies.

2. \*Industry classification as recommended by AMFI and wherever not available, internal classification has been used.





## SBI MUTUAL FUND

SCHEME NAME :

PORTFOLIO STATEMENT AS ON :

SBI Debt Fund Series C-48

February 28, 2021

[Back to Index](#)

Name of the Instrument / Issuer	ISIN	Rating / Industry <sup>a</sup>	Quantity	Market value (Rs. In Lakhs)	% to AUM	YTM %	Notes & Symbols
<b>EQUITY &amp; EQUITY RELATED</b>							
a) Listed/awaiting listing on Stock Exchanges				NIL	NIL		
b) Unlisted				NIL	NIL		
c) Foreign Securities and /or overseas ETF				NIL	NIL		
<b>DEBT INSTRUMENTS</b>							
a) Listed/awaiting listing on the stock exchanges							
Bajaj Housing Finance Ltd.	INE377Y07086	CRISIL AAA	350	4,474.03	10.02	5.23	N**
Aditya Birla Housing Finance Ltd.	INE831R07235	[ICRA]AAA	350	4,421.47	9.90	5.82	N**
Axis Finance Ltd.	INE891K07465	IND AAA	360	4,398.37	9.85	5.34	N**
Larsen & Toubro Ltd.	INE018A08AR3	CRISIL AAA	370	3,838.25	8.60	4.40	N**
Reliance Industries Ltd.	INE002A08575	CRISIL AAA	351	3,645.96	8.17	4.33	N**
National Bank for Agriculture and Rural Development	INE261F08AI7	CRISIL AAA	350	3,634.46	8.14	4.24	N**
Fullerton India Credit Company Ltd.	INE535H07AX1	CRISIL AAA	260	3,148.88	7.05	6.45	N**
Small Industries Development Bank of India	INE556F08JK7	[ICRA]AAA	300	3,117.81	6.98	4.37	N**
Housing and Urban Development Corporation Ltd.	INE031A08657	[ICRA]AAA	260	2,702.35	6.05	4.57	N**
Food Corporation of India	INE861G08035	CRISIL AAA(CE)	190	2,006.47	4.49	4.20	N**
Bajaj Finance Ltd.	INE296A07QQ5	CRISIL AAA	100	1,269.58	2.84	5.24	N**
Small Industries Development Bank of India	INE556F08JI1	CARE AAA	40	416.16	0.93	4.14	N**
NTPC Ltd.	INE733E07KK5	CRISIL AAA	20	208.02	0.47	4.33	N**
Housing and Urban Development Corporation Ltd.	INE031A08632	[ICRA]AAA	20	207.90	0.47	4.18	N**
HDB Financial Services Ltd.	INE756I07CI8	CRISIL AAA	10	126.86	0.28	5.28	N**
LIC Housing Finance Ltd.	INE115A07NW2	CRISIL AAA	10	123.43	0.28	4.90	N**
National Bank for Agriculture and Rural Development	INE261F08BI5	CRISIL AAA	10	103.68	0.23	4.47	N**
<b>Total</b>				<b>37,843.68</b>	<b>84.75</b>		
b) Privately Placed/Unlisted				NIL	NIL		
c) Securitised Debt Instruments				NIL	NIL		
d) Central Government Securities				NIL	NIL		
e) State Government Securities							
8.52% State Government of Uttar Pradesh 2022	IN3320150664	Sovereign	30,00,000	3,127.61	7.01	4.43	
<b>Total</b>				<b>3,127.61</b>	<b>7.01</b>		
<b>MONEY MARKET INSTRUMENTS</b>							
a) Commercial Paper				NIL	NIL		
b) Certificate of Deposits							
Bank of Baroda	INE028A16CG4	IND A1+	700	694.15	1.55	3.34	N**
Bank of Baroda	INE028A16BY9	IND A1+	500	499.66	1.12	3.07	N**
Axis Bank Ltd.	INE238A163V8	CRISIL A1+	250	247.66	0.55	3.41	N**
<b>Total</b>				<b>1,441.47</b>	<b>3.22</b>		
c) Treasury Bills				NIL	NIL		
d) Bills Re- Discounting				NIL	NIL		
<b>OTHERS</b>							
a) Mutual Fund Units / Exchange Traded Funds				NIL	NIL		
b) Gold				NIL	NIL		
c) Short Term Deposits				NIL	NIL		
d) Term Deposits Placed as Margins				NIL	NIL		
e) TREPS / Reverse Repo Investments							
TREPS				1,123.96	2.52		
<b>Total</b>				<b>1,123.96</b>	<b>2.52</b>		
<b>Other Current Assets / (Liabilities)</b>							
Margin amount for Derivative positions				NIL	NIL		
Net Receivable / Payable				1,108.92	2.50		
<b>Total</b>				<b>1,108.92</b>	<b>2.50</b>		
<b>GRAND TOTAL (AUM)</b>				<b>44,645.64</b>	<b>100.00</b>		

## Notes &amp; Symbols :-

# -&gt; Less Than 0.005% ; A\*\* -&gt; Awaiting Listing on Stock Exchanges ; T\*\* -&gt; Thinly Traded Securities ; N\*\* -&gt; Non Traded Securities ; I\*\* -&gt; Illiquid Shares ; R\*\* -&gt; Rights Entitlment ; P\*\* Preference Shares ; W\*\* Warrants ; PP\* Party Paid ; S\*\* -&gt; Suspended for Trading

1. Non Convertible Debentures and Bonds are considered as Traded based on information provided by external agencies.

2. ^Industry classification as recommended by AMFI and wherever not available, internal classification has been used.



SBI MUTUAL FUND

SCHEME NAME :  
PORTFOLIO STATEMENT AS ON :

SBI Debt Fund Series C-49  
February 28, 2021

[Back to Index](#)

Name of the Instrument / Issuer	ISIN	Rating / Industry <sup>^</sup>	Quantity	Market value (Rs. In Lakhs)	% to AUM	YTM %	Notes & Symbols
EQUITY & EQUITY RELATED							
a) Listed/awaiting listing on Stock Exchanges				NIL	NIL		
b) Unlisted				NIL	NIL		
c) Foreign Securities and /or overseas ETF				NIL	NIL		
DEBT INSTRUMENTS							
a) Listed/awaiting listing on the stock exchanges							
Bajaj Housing Finance Ltd.	INE377Y07086	CRISIL AAA	230	2,940.08	9.87	5.23	N**
Axis Finance Ltd.	INE891K07465	IND AAA	240	2,932.25	9.85	5.34	N**
HDB Financial Services Ltd.	INE756I07C18	CRISIL AAA	230	2,917.74	9.80	5.28	N**
Small Industries Development Bank of India	INE556F08J11	CARE AAA	250	2,600.99	8.73	4.14	N**
Housing and Urban Development Corporation Ltd.	INE031A08632	[ICRA]AAA	230	2,390.83	8.03	4.18	N**
Reliance Industries Ltd.	INE002A08575	CRISIL AAA	230	2,389.09	8.02	4.33	N**
National Bank for Agriculture and Rural Development	INE261F08A17	CRISIL AAA	230	2,388.36	8.02	4.24	N**
LIC Housing Finance Ltd.	INE115A07NW2	CRISIL AAA	160	1,974.86	6.63	4.90	N**
Bajaj Finance Ltd.	INE296A07QQ5	CRISIL AAA	100	1,269.58	4.26	5.24	N**
National Highways Authority of India	INE906B07FE6	CRISIL AAA	20	205.19	0.69	3.63	
Total				22,008.97	73.90		
b) Privately Placed/Unlisted				NIL	NIL		
c) Securitised Debt Instruments				NIL	NIL		
d) Central Government Securities				NIL	NIL		
e) State Government Securities							
8.39% State Government of Rajasthan 2022	IN2920150314	Sovereign	50,00,000	5,198.66	17.46	4.43	
8.75% State Government of Tamil Nadu 2022	IN3120110132	Sovereign	2,00,000	208.75	0.70	4.12	
Total				5,407.41	18.16		
MONEY MARKET INSTRUMENTS							
a) Commercial Paper				NIL	NIL		
b) Certificate of Deposits							
Bank of Baroda	INE028A16BY9	IND A1+	300	299.80	1.01	3.07	N**
Axis Bank Ltd.	INE238A16OV4	CRISIL A1+	200	194.08	0.65	3.83	N**
Bank of Baroda	INE028A16CH2	IND A1+	100	98.98	0.33	3.35	N**
Total				592.86	1.99		
c) Treasury Bills							
364 DAY T-BILL 16.09.21	IN002020Z246	Sovereign	2,00,000	196.29	0.66	3.47	
Total				196.29	0.66		
d) Bills Re- Discounting				NIL	NIL		
OTHERS							
a) Mutual Fund Units / Exchange Traded Funds				NIL	NIL		
b) Gold				NIL	NIL		
c) Short Term Deposits				NIL	NIL		
d) Term Deposits Placed as Margins				NIL	NIL		
e) TREPS / Reverse Repo Investments							
TREPS				1,118.27	3.76		
Total				1,118.27	3.76		
Other Current Assets / (Liabilities)							
Margin amount for Derivative positions				NIL	NIL		
Net Receivable / Payable				456.74	1.53		
Total				456.74	1.53		
GRAND TOTAL (AUM)				29,780.54	100.00		

Notes & Symbols :-  
# -> Less Than 0.005% ; A\*\* -> Awaiting Listing on Stock Exchanges ; T\*\* -> Thinly Traded Securities ; N\*\* -> Non Traded Securities ; I\*\* -> Illiquid Shares ; R\*\* -> Rights Entitlment ; P\*\* Preference Shares ; W\*\* Warrants ; PP\* Partly Paid; S\*\* -> Suspended for Trading  
1. Non Convertible Debentures and Bonds are considered as Traded based on information provided by external agencies.  
2. ^Industry classification as recommended by AMFI and wherever not available, internal classification has been used.



SBI MUTUAL FUND

SCHEME NAME :

PORTFOLIO STATEMENT AS ON :

SBI Debt Fund Series C-50

February 28, 2021

[Back to Index](#)

Name of the Instrument / Issuer	ISIN	Rating / Industry <sup>a</sup>	Quantity	Market value (Rs. In Lakhs)	% to AUM	YTM %	Notes & Symbols
EQUITY & EQUITY RELATED							
a) Listed/awaiting listing on Stock Exchanges				NIL	NIL		
b) Unlisted				NIL	NIL		
c) Foreign Securities and /or overseas ETF				NIL	NIL		
DEBT INSTRUMENTS							
a) Listed/awaiting listing on the stock exchanges							
HDB Financial Services Ltd.	INE756I07CI8	CRISIL AAA	270	3,425.17	9.93	5.28	N**
Small Industries Development Bank of India	INE556F08JI1	CARE AAA	280	2,913.11	8.45	4.14	N**
LIC Housing Finance Ltd.	INE115A07NW2	CRISIL AAA	220	2,715.44	7.87	4.90	N**
Reliance Industries Ltd.	INE002A08575	CRISIL AAA	260	2,700.71	7.83	4.33	N**
Tata Capital Financial Services Ltd.	INE306N07KX4	[ICRA]AAA	250	2,587.38	7.50	5.24	N**
Housing Development Finance Corporation Ltd.	INE001A07RS3	CRISIL AAA	210	2,185.55	6.34	4.50	N**
Bajaj Housing Finance Ltd.	INE377Y07086	CRISIL AAA	170	2,173.10	6.30	5.23	N**
Power Finance Corporation Ltd.	INE134E08JW1	CRISIL AAA	200	2,078.87	6.03	4.25	
REC Ltd.	INE020B08BM6	CRISIL AAA	60	623.50	1.81	4.37	N**
Total				21,402.83	62.06		
b) Privately Placed/Unlisted				NIL	NIL		
c) Securitised Debt Instruments				NIL	NIL		
d) Central Government Securities				NIL	NIL		
e) State Government Securities							
8.18% State Government of Haryana 2022	IN1620160011	Sovereign	75,00,000	7,796.03	22.61	4.97	
8.26% State Government of Uttar Pradesh 2022	IN3320160069	Sovereign	10,00,000	1,039.82	3.02	4.93	
8.21% State Government of Rajasthan 2022	IN2920150413	Sovereign	1,75,000	181.90	0.53	4.43	
8.68% State Government of Uttar Pradesh 2022	IN3320150441	Sovereign	1,59,000	165.70	0.48	4.43	
8.61% State Government of Uttar Pradesh 2022	IN3320150540	Sovereign	1,00,000	104.26	0.30	4.43	
Total				9,287.71	26.94		
MONEY MARKET INSTRUMENTS							
a) Commercial Paper				NIL	NIL		
b) Certificate of Deposits							
Bank of Baroda	INE028A16CG4	IND A1+	2,100	2,082.44	6.04	3.34	N**
Axis Bank Ltd.	INE238A160V4	CRISIL A1+	300	291.12	0.84	3.83	N**
Total				2,373.56	6.88		
c) Treasury Bills				NIL	NIL		
d) Bills Re- Discounting				NIL	NIL		
OTHERS							
a) Mutual Fund Units / Exchange Traded Funds				NIL	NIL		
b) Gold				NIL	NIL		
c) Short Term Deposits				NIL	NIL		
d) Term Deposits Placed as Margins				NIL	NIL		
e) TREPS / Reverse Repo Investments							
TREPS				451.32	1.31		
Total				451.32	1.31		
Other Current Assets / (Liabilities)							
Margin amount for Derivative positions				NIL	NIL		
Net Receivable / Payable				968.12	2.81		
Total				968.12	2.81		
GRAND TOTAL (AUM)				34,483.54	100.00		

Notes & Symbols :-  
# -> Less Than 0.005% ; A\*\* -> Awaiting Listing on Stock Exchanges ; T\*\* -> Thinly Traded Securities ; N\*\* -> Non Traded Securities ; I\*\* -> Illiquid Shares ; R\*\* -> Rights Entitlement ; P\*\* Preference Shares ; W\*\* Warrants ; PP\* Partly Paid; S\*\* -> Suspended for Trading  
1. Non Convertible Debentures and Bonds are considered as Traded based on information provided by external agencies.  
2. ^Industry classification as recommended by AMFI and wherever not available, internal classification has been used.



SBI MUTUAL FUND

SCHEME NAME :

PORTFOLIO STATEMENT AS ON :

SBI Capital Protection Oriented Fund Series A (Plan 3)  
February 28, 2021

[Back to Index](#)

Name of the Instrument / Issuer	ISIN	Rating / Industry <sup>A</sup>	Quantity	Market value (Rs. In Lakhs)	% to AUM	YTM %	Notes & Symbols
<b>EQUITY &amp; EQUITY RELATED</b>							
<b>a) Listed/awaiting listing on Stock Exchanges</b>							
Avenue Supermarts Ltd.	INE192R01011	Retailing	3,249	97.28	0.84		
Divi's Laboratories Ltd.	INE361B01024	Pharmaceuticals	2,779	93.46	0.81		
Info Edge (India) Ltd.	INE663F01024	Software	1,523	74.78	0.64		
SBI Life Insurance Company Ltd.	INE123W01016	Finance	8,505	73.73	0.64		
ICICI Lombard General Insurance Company Ltd.	INE765G01017	Finance	4,361	62.19	0.54		
Dabur India Ltd.	INE016A01026	Consumer Non Durables	12,331	62.04	0.53		
Havells India Ltd.	INE176B01034	Consumer Durables	5,460	60.36	0.52		
Godrej Consumer Products Ltd.	INE102D01028	Consumer Non Durables	8,248	56.61	0.49		
Pidilite Industries Ltd.	INE318A01026	Chemicals	3,324	56.04	0.48		
Motherson Sumi Systems Ltd.	INE775A01035	Auto Ancillaries	26,168	56.00	0.48		
Lupin Ltd.	INE326A01037	Pharmaceuticals	5,236	53.32	0.46		
Aurobindo Pharma Ltd.	INE406A01037	Pharmaceuticals	6,133	52.45	0.45		
Shriram Transport Finance Company Ltd.	INE721A01013	Finance	4,084	52.40	0.45		
Colgate Palmolive (India) Ltd.	INE259A01022	Consumer Non Durables	2,906	45.95	0.40		
Piramal Enterprises Ltd.	INE140A01024	Finance	2,459	44.98	0.39		
Adani Transmission Ltd.	INE931S01010	Power	5,996	44.97	0.39		
Marico Ltd.	INE196A01026	Consumer Non Durables	11,261	44.77	0.39		
Ambuja Cements Ltd.	INE079A01024	Cement	16,021	43.82	0.38		
Petronet LNG Ltd.	INE347G01014	Gas	16,355	41.73	0.36		
DLF Ltd.	INE271C01023	Construction	13,494	40.82	0.35		
Bajaj Holdings & Investment Ltd.	INE118A01012	Finance	1,092	39.64	0.34		
Hindustan Petroleum Corporation Ltd.	INE094A01015	Petroleum Products	16,282	39.48	0.34		
Biocon Ltd.	INE376G01013	Pharmaceuticals	9,682	37.78	0.33		
Indraprastha Gas Ltd.	INE203G01027	Gas	7,632	37.55	0.32		
ICICI Prudential Life Insurance Company Ltd.	INE726G01019	Finance	7,828	36.13	0.31		
Berger Paints India Ltd.	INE463A01038	Consumer Non Durables	5,295	36.00	0.31		
Siemens Ltd.	INE003A01024	Industrial Capital Goods	1,941	35.91	0.31		
HDFC Asset Management Company Ltd.	INE127D01025	Finance	1,207	35.45	0.31		
Page Industries Ltd.	INE761H01022	Textile Products	126	35.39	0.30		
United Spirits Ltd.	INE854D01024	Consumer Non Durables	6,497	34.77	0.30		
Interglobe Aviation Ltd.	INE646L01027	Transportation	2,098	33.99	0.29		
Container Corporation of India Ltd.	INE111A01025	Transportation	5,979	33.35	0.29		
ACC Ltd.	INE012A01025	Cement	1,843	31.94	0.28		
Power Finance Corporation Ltd.	INE134E01011	Finance	25,331	31.41	0.27		
Muthoot Finance Ltd.	INE414G01012	Finance	2,361	30.69	0.26		
Bandhan Bank Ltd.	INE545U01014	Banks	8,778	30.31	0.26		
United Breweries Ltd.	INE686F01025	Consumer Non Durables	2,422	28.13	0.24		
Bosch Ltd.	INE323A01026	Auto Ancillaries	187	27.78	0.24		
Procter & Gamble Hygiene and Health Care Ltd.	INE179A01014	Consumer Non Durables	205	26.48	0.23		
Torrent Pharmaceuticals Ltd.	INE685A01028	Pharmaceuticals	1,070	25.98	0.22		
NMDC Ltd.	INE584A01023	Minerals/Mining	20,030	25.44	0.22		
Cadila Healthcare Ltd.	INE010B01027	Pharmaceuticals	5,581	24.29	0.21		
SBI Cards & Payment Services Ltd.	INE018E01016	Finance	2,252	24.06	0.21		
Bank of Baroda	INE028A01039	Banks	26,197	22.37	0.19		
Abbott India Ltd.	INE358A01014	Pharmaceuticals	116	16.69	0.14		
Hindustan Zinc Ltd.	INE267A01025	Non - Ferrous Metals	5,528	16.45	0.14		
Oracle Financial Services Software Ltd.	INE881D01027	Software	506	15.40	0.13		
NHPC Ltd.	INE848E01016	Power	54,761	13.22	0.11		
Punjab National Bank	INE160A01022	Banks	28,729	11.74	0.10		
General Insurance Corporation Of India	INE481Y01014	Finance	5,356	10.13	0.09		
<b>Total</b>				<b>2,005.65</b>	<b>17.28</b>		
<b>b) Unlisted</b>							
				NIL	NIL		
<b>c) Foreign Securities and /or overseas ETF</b>							
				NIL	NIL		
<b>DEBT INSTRUMENTS</b>							
<b>a) Listed/awaiting listing on the stock exchanges</b>							
REC Ltd.	INE020B08AT3	CRISIL AAA	95	994.66	8.57	5.42	N**
Housing Development Finance Corporation Ltd.	INE001A07RS3	CRISIL AAA	95	988.70	8.52	4.50	N**
Reliance Industries Ltd.	INE002A08S00	CRISIL AAA	95	984.85	8.49	4.84	N**
National Bank for Agriculture and Rural Development	INE261F08AT4	CRISIL AAA	90	954.78	8.23	5.09	N**
Indian Railway Finance Corporation Ltd.	INE053F07603	CRISIL AAA	50	537.27	4.63	4.94	N**
Power Finance Corporation Ltd.	INE134E08FN8	CRISIL AAA	50	532.52	4.59	5.45	N**
Larsen & Toubro Ltd.	INE018A08AS1	CRISIL AAA	25	260.51	2.25	4.40	N**
Larsen & Toubro Ltd.	INE018A08AY9	CRISIL AAA	25	259.52	2.24	5.31	N**
Export-Import Bank of India	INE514E08CI8	CRISIL AAA	20	214.03	1.84	5.08	N**
<b>Total</b>				<b>5,726.84</b>	<b>49.36</b>		
<b>b) Privately Placed/Unlisted</b>							
				NIL	NIL		
<b>c) Securitised Debt Instruments</b>							
				NIL	NIL		
<b>d) Central Government Securities</b>							
				NIL	NIL		
<b>e) State Government Securities</b>							
8.64% State Government of Andhra Pradesh 2023	IN1020120201	Sovereign	25,00,000	2,668.55	23.00	5.08	
8.25% State Government of Andhra Pradesh 2023	IN1020130010	Sovereign	4,50,000	477.53	4.12	5.20	
<b>Total</b>				<b>3,146.08</b>	<b>27.12</b>		
<b>MONEY MARKET INSTRUMENTS</b>							
<b>a) Commercial Paper</b>							
				NIL	NIL		
<b>b) Certificate of Deposits</b>							
				NIL	NIL		
<b>c) Treasury Bills</b>							
				NIL	NIL		
<b>d) Bills Re- Discounting</b>							
				NIL	NIL		
<b>OTHERS</b>							
<b>a) Mutual Fund Units / Exchange Traded Funds</b>							
				NIL	NIL		
<b>b) Gold</b>							
				NIL	NIL		
<b>c) Short Term Deposits</b>							
				NIL	NIL		
<b>d) Term Deposits Placed as Margins</b>							
				NIL	NIL		

e) TREPS / Reverse Repo Investments							
TREPS					386.95	3.34	
Total					386.95	3.34	
Other Current Assets / (Liabilities)							
Margin amount for Derivative positions					NIL	NIL	
Net Receivable / Payable					336.52	2.90	
Total					336.52	2.90	
GRAND TOTAL (AUM)					11,602.04	100.00	

Notes & Symbols :-

# -> Less Than 0.005% ; A\*\* -> Awaiting Listing on Stock Exchanges ; T\*\* -> Thinly Traded Securities ; N\*\* -> Non Traded Securities ; I\*\* -> Illiquid Shares ; R\*\* -> Rights Entitaiment ; P\*\* Preference Shares ; W\*\* Warrants ; PP\* Partly Paid; S\*\* -> Suspended forTrading

1. Non Convertible Debentures and Bonds are considered as Traded based on information provided by external agencies.

2. \*Industry classification as recommended by AMFI and wherever not available, internal classification has been used.



**SBI MUTUAL FUND**

SCHEME NAME :

PORTFOLIO STATEMENT AS ON :

SBI Capital Protection Oriented Fund Series A (Plan 4)  
February 28, 2021[Back to Index](#)

Name of the Instrument / Issuer	ISIN	Rating / Industry <sup>A</sup>	Quantity	Market value (Rs. In Lakhs)	% to AUM	YTM %	Notes & Symbols
<b>EQUITY &amp; EQUITY RELATED</b>							
<b>a) Listed/awaiting listing on Stock Exchanges</b>							
Avenue Supermarts Ltd.	INE192R01011	Retailing	5,158	154.44	0.88		
Divi's Laboratories Ltd.	INE361B01024	Pharmaceuticals	4,411	148.35	0.84		
Info Edge (India) Ltd.	INE663F01024	Software	2,418	118.73	0.68		
SBI Life Insurance Company Ltd.	INE123W01016	Finance	13,502	117.05	0.67		
ICICI Lombard General Insurance Company Ltd.	INE765G01017	Finance	6,923	98.72	0.56		
Dabur India Ltd.	INE016A01026	Consumer Non Durables	19,575	98.48	0.56		
Havells India Ltd.	INE176B01034	Consumer Durables	8,669	95.84	0.55		
Godrej Consumer Products Ltd.	INE102D01028	Consumer Non Durables	13,095	89.88	0.51		
Pdiiite Industries Ltd.	INE318A01026	Chemicals	5,277	88.97	0.51		
Motherson Sumi Systems Ltd.	INE775A01035	Auto Ancillaries	41,543	88.90	0.51		
Lupin Ltd.	INE326A01037	Pharmaceuticals	8,313	84.66	0.48		
Aurobindo Pharma Ltd.	INE406A01037	Pharmaceuticals	9,737	83.27	0.47		
Shriram Transport Finance Company Ltd.	INE721A01013	Finance	6,483	83.17	0.47		
Colgate Palmolive (India) Ltd.	INE259A01022	Consumer Non Durables	4,614	72.96	0.42		
Piramal Enterprises Ltd.	INE140A01024	Finance	3,904	71.41	0.41		
Adani Transmission Ltd.	INE931S01010	Power	9,518	71.39	0.41		
Marico Ltd.	INE196A01026	Consumer Non Durables	17,878	71.07	0.40		
Ambuja Cements Ltd.	INE079A01024	Cement	25,434	69.56	0.40		
Petronet LNG Ltd.	INE347G01014	Gas	25,964	66.25	0.38		
DLF Ltd.	INE271C01023	Construction	21,423	64.80	0.37		
Bajaj Holdings & Investment Ltd.	INE118A01012	Finance	1,734	62.95	0.36		
Hindustan Petroleum Corporation Ltd.	INE094A01015	Petroleum Products	25,849	62.67	0.36		
Biocon Ltd.	INE376G01013	Pharmaceuticals	15,371	59.98	0.34		
Indraprastha Gas Ltd.	INE203G01027	Gas	12,117	59.61	0.34		
ICICI Prudential Life Insurance Company Ltd.	INE726G01019	Finance	12,427	57.36	0.33		
Berger Paints India Ltd.	INE463A01038	Consumer Non Durables	8,406	57.15	0.33		
Siemens Ltd.	INE003A01024	Industrial Capital Goods	3,082	57.02	0.32		
Page Industries Ltd.	INE761H01022	Textile Products	201	56.45	0.32		
HDFC Asset Management Company Ltd.	INE127D01025	Finance	1,916	56.27	0.32		
United Spirits Ltd.	INE854D01024	Consumer Non Durables	10,314	55.19	0.31		
Interglobe Aviation Ltd.	INE646L01027	Transportation	3,330	53.94	0.31		
Container Corporation of India Ltd.	INE111A01025	Transportation	9,492	52.95	0.30		
ACC Ltd.	INE012A01025	Cement	2,925	50.70	0.29		
Power Finance Corporation Ltd.	INE134E01011	Finance	40,214	49.87	0.28		
Muthoot Finance Ltd.	INE414G01012	Finance	3,749	48.73	0.28		
Bandhan Bank Ltd.	INE545U01014	Banks	13,936	48.11	0.27		
United Breweries Ltd.	INE686F01025	Consumer Non Durables	3,844	44.64	0.25		
Bosch Ltd.	INE323A01026	Auto Ancillaries	296	43.97	0.25		
Procter & Gamble Hygiene and Health Care Ltd.	INE179A01014	Consumer Non Durables	326	42.12	0.24		
Torrent Pharmaceuticals Ltd.	INE685A01028	Pharmaceuticals	1,699	41.26	0.23		
NMDC Ltd.	INE584A01023	Minerals/Mining	31,799	40.38	0.23		
Cadila Healthcare Ltd.	INE010B01027	Pharmaceuticals	8,860	38.56	0.22		
SBI Cards & Payment Services Ltd.	INE018E01016	Finance	3,576	38.21	0.22		
Bank of Baroda	INE028A01039	Banks	41,589	35.52	0.20		
Abbott India Ltd.	INE358A01014	Pharmaceuticals	184	26.48	0.15		
Hindustan Zinc Ltd.	INE267A01025	Non - Ferrous Metals	8,776	26.11	0.15		
Oracle Financial Services Software Ltd.	INE881D01027	Software	803	24.44	0.14		
NHPC Ltd.	INE848E01016	Power	86,936	21.00	0.12		
Punjab National Bank	INE160A01022	Banks	45,610	18.63	0.11		
General Insurance Corporation Of India	INE481Y01014	Finance	8,503	16.07	0.09		
<b>Total</b>				<b>3,184.24</b>	<b>18.14</b>		
<b>b) Unlisted</b>							
				NIL	NIL		
<b>c) Foreign Securities and /or overseas ETF</b>							
				NIL	NIL		
<b>DEBT INSTRUMENTS</b>							
<b>a) Listed/awaiting listing on the stock exchanges</b>							
Power Grid Corporation of India Ltd.	INE752E07J11	CRISIL AAA	80	1,076.59	6.13	4.75	N**
National Bank for Agriculture and Rural Development	INE261F08AT4	CRISIL AAA	100	1,060.87	6.04	5.09	N**
LIC Housing Finance Ltd.	INE115A07DX1	CRISIL AAA	100	1,060.38	6.04	5.39	N**
REC Ltd.	INE020B08AT3	CRISIL AAA	100	1,047.01	5.96	5.42	N**
Housing Development Finance Corporation Ltd.	INE001A07RU9	CRISIL AAA	100	1,039.11	5.92	4.85	N**
Reliance Industries Ltd.	INE002A08500	CRISIL AAA	100	1,036.69	5.90	4.84	N**
Power Finance Corporation Ltd.	INE134E08JF6	CRISIL AAA	50	519.13	2.96	4.97	N**
Power Finance Corporation Ltd.	INE134E08JU5	CRISIL AAA	40	419.92	2.39	4.83	N**
<b>Total</b>				<b>7,259.70</b>	<b>41.34</b>		
<b>b) Privately Placed/Unlisted</b>							
				NIL	NIL		
<b>c) Securitised Debt Instruments</b>							
				NIL	NIL		
<b>d) Central Government Securities</b>							
				NIL	NIL		
<b>e) State Government Securities</b>							
8.10% State Government of Tamil Nadu 2023	IN3120130023	Sovereign	50,00,000	5,300.12	30.19	5.16	
8.10% State Government of Kerala 2023	IN2020130026	Sovereign	7,50,000	795.00	4.53	5.16	
<b>Total</b>				<b>6,095.12</b>	<b>34.72</b>		
<b>MONEY MARKET INSTRUMENTS</b>							
<b>a) Commercial Paper</b>							
				NIL	NIL		
<b>b) Certificate of Deposits</b>							
				NIL	NIL		
<b>c) Treasury Bills</b>							
				NIL	NIL		
<b>d) Bills Re- Discounting</b>							
				NIL	NIL		
<b>OTHERS</b>							
<b>a) Mutual Fund Units / Exchange Traded Funds</b>							
				NIL	NIL		
<b>b) Gold</b>							
				NIL	NIL		
<b>c) Short Term Deposits</b>							
				NIL	NIL		
<b>d) Term Deposits Placed as Margins</b>							
				NIL	NIL		

e) TREPS / Reverse Repo Investments							
TREPS					681.56	3.88	
Total					681.56	3.88	
Other Current Assets / (Liabilities)							
Margin amount for Derivative positions					NIL	NIL	
Net Receivable / Payable					335.81	1.92	
Total					335.81	1.92	
GRAND TOTAL (AUM)					17,556.43	100.00	

**Notes & Symbols :-**  
# -> Less Than 0.005% ; A\*\* -> Awaiting Listing on Stock Exchanges ; T\*\* -> Thinly Traded Securities ; N\*\* -> Non Traded Securities ; I\*\* -> Illiquid Shares ; R\*\* -> Rights Entitlment ; P\*\* Preference Shares ; W\*\* Warrants ; PP\* Partly Paid; S\*\* -> Suspended for Trading  
1. Non Convertible Debentures and Bonds are considered as Traded based on information provided by external agencies.  
2. ^Industry classification as recommended by AMFI and wherever not available, internal classification has been used.



**SBI MUTUAL FUND**
**SCHEME NAME :**
**PORTFOLIO STATEMENT AS ON :**

 SBI Fixed Maturity Plan (FMP)- Series 11  
 February 28, 2021

[Back to Index](#)

Name of the Instrument / Issuer	ISIN	Rating / Industry <sup>^</sup>	Quantity	Market value (Rs. In Lakhs)	% to AUM	YTM %	Notes & Symbols
<b>EQUITY &amp; EQUITY RELATED</b>							
<b>a) Listed/awaiting listing on Stock Exchanges</b>				NIL	NIL		
<b>b) Unlisted</b>				NIL	NIL		
<b>c) Foreign Securities and /or overseas ETF</b>				NIL	NIL		
<b>DEBT INSTRUMENTS</b>							
<b>a) Listed/awaiting listing on the stock exchanges</b>							
Mahindra & Mahindra Financial Services Ltd.	INE774D07SQ1	IND AAA	110	1,394.84	8.60	5.45	N**
Sundaram Finance Ltd.	INE660A07PR2	[ICRA]AAA	145	1,358.47	8.37	5.24	N**
LIC Housing Finance Ltd.	INE115A070D0	CRISIL AAA	130	1,357.20	8.36	4.90	N**
Housing and Urban Development Corporation Ltd.	INE031A08723	[ICRA]AAA	120	1,245.14	7.67	4.70	N**
Tata Capital Financial Services Ltd.	INE306N07KX4	[ICRA]AAA	110	1,138.45	7.02	5.24	N**
Reliance Industries Ltd.	INE02A08476	CRISIL AAA	110	1,135.18	7.00	4.72	N**
Small Industries Development Bank of India	INE556F08JK7	[ICRA]AAA	100	1,039.27	6.40	4.37	N**
Power Finance Corporation Ltd.	INE134E08JB5	CRISIL AAA	100	1,032.63	6.36	4.57	N**
Larsen & Toubro Ltd.	INE018A08AS1	CRISIL AAA	90	937.82	5.78	4.40	N**
National Bank for Agriculture and Rural Development	INE261F08BI5	CRISIL AAA	70	725.79	4.47	4.47	N**
Housing Development Finance Corporation Ltd.	INE001A07RW5	CRISIL AAA	60	622.57	3.84	4.95	N**
REC Ltd.	INE020B08740	CRISIL AAA	50	528.57	3.26	4.65	N**
Food Corporation of India	INE861G08035	CRISIL AAA(CE)	50	528.02	3.25	4.20	N**
REC Ltd.	INE020B08BT1	CRISIL AAA	50	521.35	3.21	4.60	
National Bank for Agriculture and Rural Development	INE261F08BL9	CRISIL AAA	50	519.57	3.20	4.47	N**
Housing Development Finance Corporation Ltd.	INE001A07RU9	CRISIL AAA	20	207.82	1.28	4.85	N**
Power Finance Corporation Ltd.	INE134E08JU5	CRISIL AAA	10	104.98	0.65	4.83	N**
National Bank for Agriculture and Rural Development	INE261F08BJ3	CRISIL AAA	10	103.92	0.64	4.47	N**
Housing and Urban Development Corporation Ltd.	INE031A08731	[ICRA]AAA	10	103.81	0.64	4.70	N**
<b>Total</b>				<b>14,605.40</b>	<b>90.00</b>		
<b>b) Privately Placed/Unlisted</b>				NIL	NIL		
<b>c) Securitised Debt Instruments</b>				NIL	NIL		
<b>d) Central Government Securities</b>				NIL	NIL		
<b>e) State Government Securities</b>				NIL	NIL		
<b>MONEY MARKET INSTRUMENTS</b>							
<b>a) Commercial Paper</b>				NIL	NIL		
<b>b) Certificate of Deposits</b>							
Bank of Baroda	INE028A16CG4	IND A1+	500	495.82	3.06	3.34	N**
Bank of Baroda	INE028A16CH2	IND A1+	200	197.95	1.22	3.35	N**
<b>Total</b>				<b>693.77</b>	<b>4.28</b>		
<b>c) Treasury Bills</b>							
364 DAY T-BILL 16.09.21	IN002020Z246	Sovereign	2,00,000	196.29	1.21	3.47	
<b>Total</b>				<b>196.29</b>	<b>1.21</b>		
<b>d) Bills Re- Discounting</b>				NIL	NIL		
<b>OTHERS</b>							
<b>a) Mutual Fund Units / Exchange Traded Funds</b>				NIL	NIL		
<b>b) Gold</b>				NIL	NIL		
<b>c) Short Term Deposits</b>				NIL	NIL		
<b>d) Term Deposits Placed as Margins</b>				NIL	NIL		
<b>e) TREPS / Reverse Repo Investments</b>							
TREPS				59.56	0.37		
<b>Total</b>				<b>59.56</b>	<b>0.37</b>		
<b>Other Current Assets / (Liabilities)</b>							
Margin amount for Derivative positions				NIL	NIL		
Net Receivable / Payable				672.97	4.14		
<b>Total</b>				<b>672.97</b>	<b>4.14</b>		
<b>GRAND TOTAL (AUM)</b>				<b>16,227.99</b>	<b>100.00</b>		

**Notes & Symbols :-**

# -&gt; Less Than 0.005% ; A\*\* -&gt; Awaiting Listing on Stock Exchanges ; T\*\* -&gt; Thinly Traded Securities ; N\*\* -&gt; Non Traded Securities ; I\*\* -&gt; Illiquid Shares ; R\*\* -&gt; Rights Entitainment ; P\*\* -&gt; Preference Shares ; W\*\* Warrants ; PP\* Party Paid; S\*\* -&gt; Suspended for Trading

1. Non Convertible Debentures and Bonds are considered as Traded based on information provided by external agencies.

2. ^Industry classification as recommended by AMFI and wherever not available, internal classification has been used.





SBI MUTUAL FUND

SCHEME NAME :

PORTFOLIO STATEMENT AS ON :

SBI Fixed Maturity Plan (FMP)- Series 12  
February 28, 2021

[Back to Index](#)

Name of the Instrument / Issuer	ISIN	Rating / Industry <sup>a</sup>	Quantity	Market value (Rs. In Lakhs)	% to AUM	YTM %	Notes & Symbols
<b>EQUITY &amp; EQUITY RELATED</b>							
a) Listed/awaiting listing on Stock Exchanges				NIL	NIL		
b) Unlisted				NIL	NIL		
c) Foreign Securities and /or overseas ETF				NIL	NIL		
<b>DEBT INSTRUMENTS</b>							
a) Listed/awaiting listing on the stock exchanges							
Mahindra & Mahindra Financial Services Ltd.	INE774D07SQ1	IND AAA	70	887.62	8.49	5.45	N**
Food Corporation of India	INE861G08035	CRISIL AAA(CE)	80	844.83	8.08	4.20	N**
Power Finance Corporation Ltd.	INE134E08JU5	CRISIL AAA	80	839.83	8.03	4.83	N**
National Bank for Agriculture and Rural Development	INE261F08BJ3	CRISIL AAA	80	831.37	7.95	4.47	N**
Housing and Urban Development Corporation Ltd.	INE031A08731	[ICRA]AAA	80	830.51	7.94	4.70	N**
Housing Development Finance Corporation Ltd.	INE001A07RW5	CRISIL AAA	80	830.10	7.94	4.95	N**
Tata Capital Financial Services Ltd.	INE306N07KX4	[ICRA]AAA	80	827.96	7.92	5.24	N**
Sundaram Finance Ltd.	INE660A07PR2	[ICRA]AAA	80	749.50	7.17	5.24	N**
REC Ltd.	INE020B08740	CRISIL AAA	50	528.57	5.05	4.65	N**
Larsen & Toubro Ltd.	INE018A08AS1	CRISIL AAA	50	521.01	4.98	4.40	N**
LIC Housing Finance Ltd.	INE115A070G3	CRISIL AAA	50	520.33	4.97	5.05	N**
Small Industries Development Bank of India	INE556F08JK7	[ICRA]AAA	50	519.64	4.97	4.37	N**
Reliance Industries Ltd.	INE002A08476	CRISIL AAA	50	515.99	4.93	4.72	N**
LIC Housing Finance Ltd.	INE115A070D0	CRISIL AAA	10	104.40	1.00	4.90	N**
Total				9,351.66	89.42		
b) Privately Placed/Unlisted				NIL	NIL		
c) Securitised Debt Instruments				NIL	NIL		
d) Central Government Securities				NIL	NIL		
e) State Government Securities				NIL	NIL		
<b>MONEY MARKET INSTRUMENTS</b>							
a) Commercial Paper				NIL	NIL		
b) Certificate of Deposits							
Bank of Baroda	INE028A16CH2	IND A1+	400	395.90	3.78	3.35	N**
Axis Bank Ltd.	INE238A167U1	CRISIL A1+	100	97.28	0.93	3.81	N**
Total				493.18	4.71		
c) Treasury Bills							
364 DAY T-BILL 16.09.21	IN002020Z246	Sovereign	1,00,000	98.15	0.94	3.47	
Total				98.15	0.94		
d) Bills Re- Discounting				NIL	NIL		
<b>OTHERS</b>							
a) Mutual Fund Units / Exchange Traded Funds				NIL	NIL		
b) Gold				NIL	NIL		
c) Short Term Deposits				NIL	NIL		
d) Term Deposits Placed as Margins				NIL	NIL		
e) TREPS / Reverse Repo Investments							
TREPS				61.15	0.58		
Total				61.15	0.58		
<b>Other Current Assets / (Liabilities)</b>							
Margin amount for Derivative positions				NIL	NIL		
Net Receivable / Payable				456.21	4.35		
Total				456.21	4.35		
GRAND TOTAL (AUM)				10,460.35	100.00		

Notes & Symbols :-  
# -> Less Than 0.005% ; A\*\* -> Awaiting Listing on Stock Exchanges ; T\*\* -> Thinly Traded Securities ; N\*\* -> Non Traded Securities ; I\*\* -> Illiquid Shares ; R\*\* -> Rights Entitlment ; P\*\* Preference Shares ; W\*\* Warrants ; PP\* Partly Paid; S\*\* -> Suspended for Trading  
1. Non Convertible Debentures and Bonds are considered as Traded based on information provided by external agencies.  
2. \*Industry classification as recommended by AMFI and wherever not available, internal classification has been used.



SBI MUTUAL FUND

SCHEME NAME :  
PORTFOLIO STATEMENT AS ON :

SBI Fixed Maturity Plan (FMP)- Series 13  
February 28, 2021

[Back to Index](#)

Name of the Instrument / Issuer	ISIN	Rating / Industry <sup>a</sup>	Quantity	Market value (Rs. In Lakhs)	% to AUM	YTM %	Notes & Symbols
EQUITY & EQUITY RELATED							
a) Listed/awaiting listing on Stock Exchanges				NIL	NIL		
b) Unlisted				NIL	NIL		
c) Foreign Securities and /or overseas ETF				NIL	NIL		
DEBT INSTRUMENTS							
a) Listed/awaiting listing on the stock exchanges							
Axis Finance Ltd.	INE891K07499	CRISIL AAA	100	1,176.96	8.73	5.37	N**
Sundaram Finance Ltd.	INE660A07PR2	[ICRA]AAA	120	1,124.25	8.34	5.24	N**
Small Industries Development Bank of India	INE556F08J11	CARE AAA	100	1,040.40	7.72	4.14	N**
Housing Development Finance Corporation Ltd.	INE001A07RW5	CRISIL AAA	100	1,037.62	7.69	4.95	N**
Power Finance Corporation Ltd.	INE134E08JB5	CRISIL AAA	100	1,032.63	7.66	4.57	N**
LIC Housing Finance Ltd.	INE115A07LZ9	CRISIL AAA	100	1,030.84	7.64	4.90	N**
Housing and Urban Development Corporation Ltd.	INE031A08665	[ICRA]AAA	90	942.52	6.99	4.70	N**
Larsen & Toubro Ltd.	INE018A08AS1	CRISIL AAA	90	937.82	6.95	4.40	N**
Reliance Industries Ltd.	INE002A08575	CRISIL AAA	90	934.86	6.93	4.33	N**
Food Corporation of India	INE861G08035	CRISIL AAA(CE)	85	897.63	6.66	4.20	N**
REC Ltd.	INE020B08740	CRISIL AAA	70	740.00	5.49	4.65	N**
National Bank for Agriculture and Rural Development	INE261F08BJ3	CRISIL AAA	50	519.61	3.85	4.47	N**
National Bank for Agriculture and Rural Development	INE261F08BL9	CRISIL AAA	50	519.57	3.85	4.47	N**
Tata Capital Financial Services Ltd.	INE306N07KX4	[ICRA]AAA	10	103.50	0.77	5.24	N**
Total				12,038.21	89.27		
b) Privately Placed/Unlisted				NIL	NIL		
c) Securitised Debt Instruments				NIL	NIL		
d) Central Government Securities				NIL	NIL		
e) State Government Securities				NIL	NIL		
MONEY MARKET INSTRUMENTS							
a) Commercial Paper				NIL	NIL		
b) Certificate of Deposits							
Bank of Baroda	INE028A16CH2	IND A1+	500	494.88	3.67	3.35	N**
Total				494.88	3.67		
c) Treasury Bills				NIL	NIL		
d) Bills Re- Discounting				NIL	NIL		
OTHERS							
a) Mutual Fund Units / Exchange Traded Funds				NIL	NIL		
b) Gold				NIL	NIL		
c) Short Term Deposits				NIL	NIL		
d) Term Deposits Placed as Margins				NIL	NIL		
e) TREPS / Reverse Repo Investments							
TREPS				459.50	3.41		
Total				459.50	3.41		
Other Current Assets / (Liabilities)							
Margin amount for Derivative positions				NIL	NIL		
Net Receivable / Payable				492.69	3.65		
Total				492.69	3.65		
GRAND TOTAL (AUM)				13,485.28	100.00		

Notes & Symbols :-  
# -> Less Than 0.005% ; A\*\* -> Awaiting Listing on Stock Exchanges ; T\*\* -> Thinly Traded Securities ; N\*\* -> Non Traded Securities ; I\*\* -> Illiquid Shares ; R\*\* -> Rights Entitlment ; P\*\* Preference Shares ; W\*\* Warrants ; PP\* Partly Paid ; S\*\* -> Suspended for Trading  
1. Non Convertible Debentures and Bonds are considered as Traded based on information provided by external agencies.  
2. <sup>a</sup>Industry classification as recommended by AMFI and wherever not available, internal classification has been used.



SBI MUTUAL FUND

SCHEME NAME :

PORTFOLIO STATEMENT AS ON :

SBI Fixed Maturity Plan (FMP)- Series 14  
February 28, 2021

[Back to Index](#)

Name of the Instrument / Issuer	ISIN	Rating / Industry <sup>^</sup>	Quantity	Market value (Rs. In Lakhs)	% to AUM	YTM %	Notes & Symbols
EQUITY & EQUITY RELATED							
a) Listed/awaiting listing on Stock Exchanges				NIL	NIL		
b) Unlisted				NIL	NIL		
c) Foreign Securities and /or overseas ETF				NIL	NIL		
DEBT INSTRUMENTS							
a) Listed/awaiting listing on the stock exchanges							
Axis Finance Ltd.	INE891K07499	CRISIL AAA	130	1,530.04	9.24	5.37	N**
Small Industries Development Bank of India	INE556F08JM3	CARE AAA	130	1,347.39	8.14	4.55	N**
Tata Capital Financial Services Ltd.	INE306N07KX4	[ICRA]AAA	125	1,293.69	7.81	5.24	N**
Food Corporation of India	INE861G08035	CRISIL AAA(CE)	120	1,267.25	7.65	4.20	N**
Housing and Urban Development Corporation Ltd.	INE031A08723	[ICRA]AAA	120	1,245.14	7.52	4.70	N**
Power Finance Corporation Ltd.	INE134E08JB5	CRISIL AAA	120	1,239.15	7.48	4.57	N**
REC Ltd.	INE020B08740	CRISIL AAA	110	1,162.85	7.02	4.65	N**
Larsen & Toubro Ltd.	INE018A08AS1	CRISIL AAA	110	1,146.22	6.92	4.40	N**
Reliance Industries Ltd.	INE002A08575	CRISIL AAA	110	1,142.61	6.90	4.33	N**
LIC Housing Finance Ltd.	INE115A070D0	CRISIL AAA	100	1,044.00	6.31	4.90	N**
National Bank for Agriculture and Rural Development	INE261F08BJ3	CRISIL AAA	70	727.45	4.39	4.47	N**
National Bank for Agriculture and Rural Development	INE261F08BI5	CRISIL AAA	60	622.11	3.76	4.47	N**
Housing Development Finance Corporation Ltd.	INE001A07RW5	CRISIL AAA	50	518.81	3.13	4.95	N**
NTPC Ltd.	INE733E07KK5	CRISIL AAA	40	416.03	2.51	4.33	N**
Total				14,702.74	88.78		
b) Privately Placed/Unlisted				NIL	NIL		
c) Securitised Debt Instruments				NIL	NIL		
d) Central Government Securities				NIL	NIL		
e) State Government Securities				NIL	NIL		
MONEY MARKET INSTRUMENTS							
a) Commercial Paper				NIL	NIL		
b) Certificate of Deposits							
Bank of Baroda	INE028A16CH2	IND A1+	800	791.80	4.78	3.35	N**
Total				791.80	4.78		
c) Treasury Bills							
364 DAY T-BILL 16.09.21	IN002020Z246	Sovereign	2,00,000	196.29	1.19	3.47	
Total				196.29	1.19		
d) Bills Re- Discounting				NIL	NIL		
OTHERS							
a) Mutual Fund Units / Exchange Traded Funds				NIL	NIL		
b) Gold				NIL	NIL		
c) Short Term Deposits				NIL	NIL		
d) Term Deposits Placed as Margins				NIL	NIL		
e) TREPS / Reverse Repo Investments							
TREPS				56.23	0.34		
Total				56.23	0.34		
Other Current Assets / (Liabilities)							
Margin amount for Derivative positions				NIL	NIL		
Net Receivable / Payable				808.86	4.91		
Total				808.86	4.91		
GRAND TOTAL (AUM)				16,555.92	100.00		

Notes & Symbols :-  
# -> Less Than 0.005% ; A\*\* -> Awaiting Listing on Stock Exchanges ; T\*\* -> Thinly Traded Securities ; N\*\* -> Non Traded Securities ; I\*\* -> Illiquid Shares ; R\*\* -> Rights Entitlement ; P\*\* Preference Shares ; W\*\* Warrants ; PP\* Partly Paid; S\*\* -> Suspended for Trading  
1. Non Convertible Debentures and Bonds are considered as Traded based on information provided by external agencies.  
2. ^Industry classification as recommended by AMFI and wherever not available, internal classification has been used.



SBI MUTUAL FUND

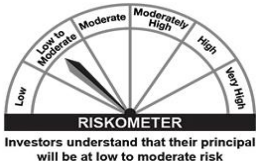
SCHEME NAME :  
PORTFOLIO STATEMENT AS ON :

SBI Fixed Maturity Plan (FMP)- Series 15  
February 28, 2021

[Back to Index](#)

Name of the Instrument / Issuer	ISIN	Rating / Industry <sup>^</sup>	Quantity	Market value (Rs. In Lakhs)	% to AUM	YTM %	Notes & Symbols
EQUITY & EQUITY RELATED							
a) Listed/awaiting listing on Stock Exchanges				NIL	NIL		
b) Unlisted				NIL	NIL		
c) Foreign Securities and /or overseas ETF				NIL	NIL		
DEBT INSTRUMENTS							
a) Listed/awaiting listing on the stock exchanges							
Axis Finance Ltd.	INE891K07499	CRISIL AAA	100	1,176.96	8.82	5.37	N**
REC Ltd.	INE020B08740	CRISIL AAA	100	1,057.14	7.92	4.65	N**
Power Finance Corporation Ltd.	INE134E08JU5	CRISIL AAA	100	1,049.79	7.87	4.83	N**
Housing and Urban Development Corporation Ltd.	INE031A08723	ICRAJAAA	100	1,037.62	7.78	4.70	N**
Housing Development Finance Corporation Ltd.	INE001A07RW5	CRISIL AAA	100	1,037.62	7.78	4.95	N**
National Bank for Agriculture and Rural Development	INE261F08BN5	CRISIL AAA	100	1,033.75	7.75	4.67	N**
Small Industries Development Bank of India	INE556F08JN1	CARE AAA	100	1,032.86	7.74	4.55	N**
Food Corporation of India	INE861G08035	CRISIL AAA(CE)	95	1,003.24	7.52	4.20	N**
Tata Capital Financial Services Ltd.	INE306N07KX4	ICRAJAAA	95	983.20	7.37	5.24	N**
Larsen & Toubro Ltd.	INE018A08AS1	CRISIL AAA	90	937.82	7.03	4.40	N**
Reliance Industries Ltd.	INE002A08476	CRISIL AAA	90	928.79	6.96	4.72	N**
LIC Housing Finance Ltd.	INE115A070D0	CRISIL AAA	50	522.00	3.91	4.90	N**
Total				11,800.79	88.45		
b) Privately Placed/Unlisted				NIL	NIL		
c) Securitised Debt Instruments				NIL	NIL		
d) Central Government Securities				NIL	NIL		
e) State Government Securities				NIL	NIL		
MONEY MARKET INSTRUMENTS							
a) Commercial Paper				NIL	NIL		
b) Certificate of Deposits							
Bank of Baroda	INE028A16CH2	IND A1+	500	494.88	3.71	3.35	N**
Total				494.88	3.71		
c) Treasury Bills							
364 DAY T-BILL 16.09.21	IN002020Z246	Sovereign	4,00,000	392.58	2.94	3.47	
Total				392.58	2.94		
d) Bills Re- Discounting				NIL	NIL		
OTHERS							
a) Mutual Fund Units / Exchange Traded Funds				NIL	NIL		
b) Gold				NIL	NIL		
c) Short Term Deposits				NIL	NIL		
d) Term Deposits Placed as Margins				NIL	NIL		
e) TREPS / Reverse Repo Investments							
TREPS				50.41	0.38		
Total				50.41	0.38		
Other Current Assets / (Liabilities)							
Margin amount for Derivative positions				NIL	NIL		
Net Receivable / Payable				604.71	4.52		
Total				604.71	4.52		
GRAND TOTAL (AUM)				13,343.37	100.00		

Notes & Symbols :-  
# -> Less Than 0.005% ; A\*\* -> Awaiting Listing on Stock Exchanges ; T\*\* -> Thinly Traded Securities ; N\*\* -> Non Traded Securities ; I\*\* -> Illiquid Shares ; R\*\* -> Rights Entitlment ; P\*\* Preference Shares ; W\*\* Warrants ; PP\* Partly Paid; S\*\* -> Suspended for Trading  
1. Non Convertible Debentures and Bonds are considered as Traded based on information provided by external agencies.  
2. ^Industry classification as recommended by AMFI and wherever not available, internal classification has been used.



## SBI MUTUAL FUND

SCHEME NAME :

PORTFOLIO STATEMENT AS ON :

SBI Fixed Maturity Plan (FMP)- Series 16

February 28, 2021

[Back to Index](#)

Name of the Instrument / Issuer	ISIN	Rating / Industry <sup>a</sup>	Quantity	Market value (Rs. In Lakhs)	% to AUM	YTM %	Notes & Symbols
<b>EQUITY &amp; EQUITY RELATED</b>							
a) Listed/awaiting listing on Stock Exchanges				NIL	NIL		
b) Unlisted				NIL	NIL		
c) Foreign Securities and /or overseas ETF				NIL	NIL		
<b>DEBT INSTRUMENTS</b>							
a) Listed/awaiting listing on the stock exchanges							
Axis Finance Ltd.	INE891K07499	CRISIL AAA	100	1,176.96	8.91	5.37	N**
Power Finance Corporation Ltd.	INE134E08JU5	CRISIL AAA	100	1,049.79	7.95	4.83	N**
Small Industries Development Bank of India	INE556F08JM3	CARE AAA	100	1,036.46	7.85	4.55	N**
National Bank for Agriculture and Rural Development	INE261F08BN5	CRISIL AAA	100	1,033.75	7.83	4.67	N**
REC Ltd.	INE020B08AK2	CRISIL AAA	100	1,030.37	7.80	4.88	N**
Reliance Industries Ltd.	INE002A08476	CRISIL AAA	90	928.79	7.03	4.72	N**
Food Corporation of India	INE861G08035	CRISIL AAA(CE)	80	844.83	6.40	4.20	N**
Larsen & Toubro Ltd.	INE018A08AS1	CRISIL AAA	80	833.62	6.31	4.40	N**
Tata Capital Financial Services Ltd.	INE306N07L13	CRISIL AAA	80,000	832.46	6.30	5.50	N**
Housing and Urban Development Corporation Ltd.	INE031A08665	[ICRA]AAA	65	680.71	5.15	4.70	N**
Housing Development Finance Corporation Ltd.	INE001A07RW5	CRISIL AAA	60	622.57	4.71	4.95	N**
LIC Housing Finance Ltd.	INE115A07NW2	CRISIL AAA	50	617.14	4.67	4.90	N**
LIC Housing Finance Ltd.	INE115A07LZ9	CRISIL AAA	50	515.42	3.90	4.90	N**
Housing and Urban Development Corporation Ltd.	INE031A08723	[ICRA]AAA	30	311.28	2.36	4.70	N**
HDB Financial Services Ltd.	INE756I07CP3	CRISIL AAA	20	207.90	1.57	5.28	N**
Tata Capital Financial Services Ltd.	INE306N07KX4	[ICRA]AAA	10	103.50	0.78	5.24	N**
Export-Import Bank of India	INE514E08BK6	CRISIL AAA	5	53.24	0.40	4.59	N**
<b>Total</b>				<b>11,878.79</b>	<b>89.92</b>		
b) Privately Placed/Unlisted				NIL	NIL		
c) Securitised Debt Instruments				NIL	NIL		
d) Central Government Securities				NIL	NIL		
e) State Government Securities				NIL	NIL		
<b>MONEY MARKET INSTRUMENTS</b>							
a) Commercial Paper				NIL	NIL		
b) Certificate of Deposits							
Axis Bank Ltd.	INE238A167U1	CRISIL A1+	400	389.13	2.95	3.81	N**
Bank of Baroda	INE028A16CH2	IND A1+	300	296.93	2.25	3.35	N**
<b>Total</b>				<b>686.06</b>	<b>5.20</b>		
c) Treasury Bills				NIL	NIL		
d) Bills Re- Discounting				NIL	NIL		
<b>OTHERS</b>							
a) Mutual Fund Units / Exchange Traded Funds				NIL	NIL		
b) Gold				NIL	NIL		
c) Short Term Deposits				NIL	NIL		
d) Term Deposits Placed as Margins				NIL	NIL		
e) TREPS / Reverse Repo Investments							
TREPS				155.37	1.18		
<b>Total</b>				<b>155.37</b>	<b>1.18</b>		
<b>Other Current Assets / (Liabilities)</b>							
Margin amount for Derivative positions				NIL	NIL		
Net Receivable / Payable				486.08	3.70		
<b>Total</b>				<b>486.08</b>	<b>3.70</b>		
<b>GRAND TOTAL (AUM)</b>				<b>13,206.30</b>	<b>100.00</b>		

## Notes &amp; Symbols :-

# -&gt; Less Than 0.005% ; A\*\* -&gt; Awaiting Listing on Stock Exchanges ; T\*\* -&gt; Thinly Traded Securities ; N\*\* -&gt; Non Traded Securities ; I\*\* -&gt; Illiquid Shares ; R\*\* -&gt; Rights Entitlement ; P\*\* Preference Shares ; W\*\* Warrants ; PP\* Partly Paid ; S\*\* -&gt; Suspended for Trading

1. Non Convertible Debentures and Bonds are considered as Traded based on information provided by external agencies.

2. \*Industry classification as recommended by AMFI and wherever not available, internal classification has been used.



SBI MUTUAL FUND

SCHEME NAME :  
PORTFOLIO STATEMENT AS ON :

SBI Fixed Maturity Plan (FMP)- Series 17  
February 28, 2021

[Back to Index](#)

Name of the Instrument / Issuer	ISIN	Rating / Industry^	Quantity	Market value (Rs. In Lakhs)	% to AUM	YTM %	Notes & Symbols
EQUITY & EQUITY RELATED							
a) Listed/awaiting listing on Stock Exchanges				NIL	NIL		
b) Unlisted				NIL	NIL		
c) Foreign Securities and /or overseas ETF				NIL	NIL		
DEBT INSTRUMENTS							
a) Listed/awaiting listing on the stock exchanges							
Axis Finance Ltd.	INE891K07499	CRISIL AAA	80	941.57	8.53	5.37	N**
Power Finance Corporation Ltd.	INE134E08JD1	CRISIL AAA	90	927.35	8.40	4.83	N**
Housing and Urban Development Corporation Ltd.	INE031A08665	[ICRA]AAA	80	837.80	7.59	4.70	N**
LIC Housing Finance Ltd.	INE115A070D0	CRISIL AAA	80	835.20	7.56	4.90	N**
Tata Capital Financial Services Ltd.	INE306N07L13	CRISIL AAA	80,000	832.46	7.54	5.50	N**
Housing Development Finance Corporation Ltd.	INE001A07RW5	CRISIL AAA	80	830.10	7.52	4.95	N**
National Bank for Agriculture and Rural Development	INE261F08BN5	CRISIL AAA	80	827.00	7.49	4.67	N**
REC Ltd.	INE020B08AK2	CRISIL AAA	80	824.30	7.46	4.88	N**
Food Corporation of India	INE861G08035	CRISIL AAA(CE)	75	792.03	7.17	4.20	N**
Small Industries Development Bank of India	INE556F08JM3	CARE AAA	70	725.52	6.57	4.55	N**
Reliance Industries Ltd.	INE002A08476	CRISIL AAA	70	722.39	6.54	4.72	N**
Larsen & Toubro Ltd.	INE018A08AS1	CRISIL AAA	50	521.01	4.72	4.40	N**
Bharat Petroleum Corporation Ltd.	INE029A07075	CRISIL AAA	25	256.54	2.32	4.79	N**
Total				9,873.27	89.41		
b) Privately Placed/Unlisted				NIL	NIL		
c) Securitised Debt Instruments				NIL	NIL		
d) Central Government Securities				NIL	NIL		
e) State Government Securities				NIL	NIL		
MONEY MARKET INSTRUMENTS							
a) Commercial Paper				NIL	NIL		
b) Certificate of Deposits							
Bank of Baroda	INE028A16CH2	IND A1+	300	296.93	2.69	3.35	N**
Axis Bank Ltd.	INE238A167U1	CRISIL A1+	300	291.85	2.64	3.81	N**
Total				588.78	5.33		
c) Treasury Bills				NIL	NIL		
d) Bills Re- Discounting				NIL	NIL		
OTHERS							
a) Mutual Fund Units / Exchange Traded Funds				NIL	NIL		
b) Gold				NIL	NIL		
c) Short Term Deposits				NIL	NIL		
d) Term Deposits Placed as Margins				NIL	NIL		
e) TREPS / Reverse Repo Investments							
TREPS				194.59	1.76		
Total				194.59	1.76		
Other Current Assets / (Liabilities)							
Margin amount for Derivative positions				NIL	NIL		
Net Receivable / Payable				387.40	3.50		
Total				387.40	3.50		
GRAND TOTAL (AUM)				11,044.04	100.00		

Notes & Symbols :-  
# -> Less Than 0.005% ; A\*\* -> Awaiting Listing on Stock Exchanges ; T\*\* -> Thinly Traded Securities ; N\*\* -> Non Traded Securities ; I\*\* -> Illiquid Shares ; R\*\* -> Rights Entitlment ; P\*\* Preference Shares ; W\*\* Warrants ; PP\* Partly Paid; S\*\* -> Suspended for Trading  
1. Non Convertible Debentures and Bonds are considered as Traded based on information provided by external agencies.  
2. ^Industry classification as recommended by AMFI and wherever not available, internal classification has been used.



SBI MUTUAL FUND

SCHEME NAME :  
PORTFOLIO STATEMENT AS ON :

SBI Fixed Maturity Plan (FMP)- Series 18  
February 28, 2021

[Back to Index](#)

Name of the Instrument / Issuer	ISIN	Rating / Industry^	Quantity	Market value (Rs. In Lakhs)	% to AUM	YTM %	Notes & Symbols
EQUITY & EQUITY RELATED							
a) Listed/awaiting listing on Stock Exchanges				NIL	NIL		
b) Unlisted				NIL	NIL		
c) Foreign Securities and /or overseas ETF				NIL	NIL		
DEBT INSTRUMENTS							
a) Listed/awaiting listing on the stock exchanges							
Power Finance Corporation Ltd.	INE134E08JU5	CRISIL AAA	80	839.83	8.02	4.83	N**
Tata Capital Financial Services Ltd.	INE306N07LJ3	CRISIL AAA	80,000	832.46	7.95	5.50	N**
HDB Financial Services Ltd.	INE756I07CS7	CRISIL AAA	80	829.79	7.92	5.29	N**
Small Industries Development Bank of India	INE556F08JM3	CARE AAA	80	829.16	7.91	4.55	N**
Housing Development Finance Corporation Ltd.	INE001A07RZ8	CRISIL AAA	80	827.21	7.90	4.95	N**
National Bank for Agriculture and Rural Development	INE261F08B03	CRISIL AAA	80	826.77	7.89	4.67	N**
Food Corporation of India	INE861G08035	CRISIL AAA(CE)	75	792.03	7.56	4.20	N**
Larsen & Toubro Ltd.	INE018A08AS1	CRISIL AAA	70	729.41	6.96	4.40	N**
Housing and Urban Development Corporation Ltd.	INE031A08731	ICRAJAAA	70	726.70	6.94	4.70	N**
REC Ltd.	INE020B08AK2	CRISIL AAA	70	721.26	6.88	4.88	N**
Reliance Industries Ltd.	INE002A08476	CRISIL AAA	60	619.19	5.91	4.72	N**
LIC Housing Finance Ltd.	INE115A070G3	CRISIL AAA	40	416.26	3.97	5.05	N**
Power Grid Corporation of India Ltd.	INE752E07ES1	CRISIL AAA	24	316.40	3.02	4.19	N**
Total				9,306.47	88.83		
b) Privately Placed/Unlisted				NIL	NIL		
c) Securitised Debt Instruments				NIL	NIL		
d) Central Government Securities				NIL	NIL		
e) State Government Securities				NIL	NIL		
MONEY MARKET INSTRUMENTS							
a) Commercial Paper				NIL	NIL		
b) Certificate of Deposits							
Axis Bank Ltd.	INE238A167U1	CRISIL A1+	400	389.13	3.71	3.81	N**
Bank of Baroda	INE028A16CH2	IND A1+	200	197.95	1.89	3.35	N**
Total				587.08	5.60		
c) Treasury Bills				NIL	NIL		
d) Bills Re- Discounting				NIL	NIL		
OTHERS							
a) Mutual Fund Units / Exchange Traded Funds				NIL	NIL		
b) Gold				NIL	NIL		
c) Short Term Deposits				NIL	NIL		
d) Term Deposits Placed as Margins				NIL	NIL		
e) TREPS / Reverse Repo Investments							
TREPS				146.03	1.39		
Total				146.03	1.39		
Other Current Assets / (Liabilities)							
Margin amount for Derivative positions				NIL	NIL		
Net Receivable / Payable				436.82	4.18		
Total				436.82	4.18		
GRAND TOTAL (AUM)				10,476.40	100.00		

Notes & Symbols :-  
# -> Less Than 0.005% ; A\*\* -> Awaiting Listing on Stock Exchanges ; T\*\* -> Thinly Traded Securities ; N\*\* -> Non Traded Securities ; I\*\* -> Illiquid Shares ; R\*\* -> Rights Entitlment ; P\*\* Preference Shares ; W\*\* Warrants ; PP\* Partly Paid ; S\*\* -> Suspended for Trading  
1. Non Convertible Debentures and Bonds are considered as Traded based on information provided by external agencies.  
2. ^Industry classification as recommended by AMFI and wherever not available, internal classification has been used.



**SBI MUTUAL FUND**
**SCHEME NAME :**
**PORTFOLIO STATEMENT AS ON :**

SBI Fixed Maturity Plan (FMP)- Series 19

February 28, 2021

[Back to Index](#)

Name of the Instrument / Issuer	ISIN	Rating / Industry <sup>^</sup>	Quantity	Market value (Rs. In Lakhs)	% to AUM	YTM %	Notes & Symbols
<b>EQUITY &amp; EQUITY RELATED</b>							
a) Listed/awaiting listing on Stock Exchanges				NIL	NIL		
b) Unlisted				NIL	NIL		
c) Foreign Securities and /or overseas ETF				NIL	NIL		
<b>DEBT INSTRUMENTS</b>							
a) Listed/awaiting listing on the stock exchanges							
REC Ltd.	INE020B08AM8	CRISIL AAA	70	722.09	8.57	5.00	N**
Power Finance Corporation Ltd.	INE134E08JD1	CRISIL AAA	70	721.28	8.56	4.83	N**
Larsen & Toubro Ltd.	INE018A08AS1	CRISIL AAA	65	677.31	8.03	4.40	N**
Housing and Urban Development Corporation Ltd.	INE031A08731	ICRAJAAA	65	674.79	8.00	4.70	N**
National Bank for Agriculture and Rural Development	INE261F08B03	CRISIL AAA	65	671.75	7.97	4.67	N**
Reliance Industries Ltd.	INE002A08476	CRISIL AAA	65	670.79	7.96	4.72	N**
Tata Capital Financial Services Ltd.	INE306N07LJ3	CRISIL AAA	60,000	624.34	7.41	5.50	N**
LIC Housing Finance Ltd.	INE115A07M01	CRISIL AAA	60	620.61	7.36	5.17	N**
Small Industries Development Bank of India	INE556F08JO9	CARE AAA	50	516.61	6.13	4.55	N**
Sundaram Finance Ltd.	INE660A07QD0	CRISIL AAA	50	458.76	5.44	5.33	N**
Housing Development Finance Corporation Ltd.	INE001A07RZ8	CRISIL AAA	40	413.60	4.91	4.95	N**
Food Corporation of India	INE861G08035	CRISIL AAA(CE)	28	295.69	3.51	4.20	N**
HDB Financial Services Ltd.	INE756I07CS7	CRISIL AAA	20	207.45	2.46	5.29	N**
National Highways Authority of India	INE906B07FT4	CRISIL AAA	20	206.92	2.45	4.38	N**
Power Grid Corporation of India Ltd.	INE752E07KH1	CRISIL AAA	8	106.27	1.26	4.75	N**
<b>Total</b>				<b>7,588.26</b>	<b>90.02</b>		
b) Privately Placed/Unlisted				NIL	NIL		
c) Securitised Debt Instruments				NIL	NIL		
d) Central Government Securities				NIL	NIL		
e) State Government Securities				NIL	NIL		
<b>MONEY MARKET INSTRUMENTS</b>							
a) Commercial Paper				NIL	NIL		
b) Certificate of Deposits							
Axis Bank Ltd.	INE238A163V8	CRISIL A1+	400	396.26	4.70	3.41	N**
<b>Total</b>				<b>396.26</b>	<b>4.70</b>		
c) Treasury Bills				NIL	NIL		
d) Bills Re- Discounting				NIL	NIL		
<b>OTHERS</b>							
a) Mutual Fund Units / Exchange Traded Funds				NIL	NIL		
b) Gold				NIL	NIL		
c) Short Term Deposits				NIL	NIL		
d) Term Deposits Placed as Margins				NIL	NIL		
e) TREPS / Reverse Repo Investments							
TREPS				179.05	2.12		
<b>Total</b>				<b>179.05</b>	<b>2.12</b>		
<b>Other Current Assets / (Liabilities)</b>							
Margin amount for Derivative positions				NIL	NIL		
Net Receivable / Payable				266.61	3.16		
<b>Total</b>				<b>266.61</b>	<b>3.16</b>		
<b>GRAND TOTAL (AUM)</b>				<b>8,430.18</b>	<b>100.00</b>		

**Notes & Symbols :-**

# -&gt; Less Than 0.005% ; A\*\* -&gt; Awaiting Listing on Stock Exchanges ; T\*\* -&gt; Thinly Traded Securities ; N\*\* -&gt; Non Traded Securities ; I\*\* -&gt; Illiquid Shares ; R\*\* -&gt; Rights Entitlement ; P\*\* -&gt; Preference Shares ; W\*\* Warrants ; PP\* Partly Paid ; S\*\* -&gt; Suspended for Trading

1. Non Convertible Debentures and Bonds are considered as Traded based on information provided by external agencies.

2. ^Industry classification as recommended by AMFI and wherever not available, internal classification has been used.





SBI MUTUAL FUND

SCHEME NAME :

PORTFOLIO STATEMENT AS ON :

SBI Fixed Maturity Plan (FMP)- Series 20  
February 28, 2021

[Back to Index](#)

Name of the Instrument / Issuer	ISIN	Rating / Industry <sup>a</sup>	Quantity	Market value (Rs. In Lakhs)	% to AUM	YTM %	Notes & Symbols
<b>EQUITY &amp; EQUITY RELATED</b>							
a) Listed/awaiting listing on Stock Exchanges				NIL	NIL		
b) Unlisted				NIL	NIL		
c) Foreign Securities and /or overseas ETF				NIL	NIL		
<b>DEBT INSTRUMENTS</b>							
a) Listed/awaiting listing on the stock exchanges							
National Highways Authority of India	INE906B07FT4	CRISIL AAA	40	413.84	8.47	4.38	N**
REC Ltd.	INE020B08AM8	CRISIL AAA	40	412.62	8.45	5.00	N**
Housing and Urban Development Corporation Ltd.	INE031A08731	[ICRA]AAA	35	363.35	7.44	4.70	N**
Power Finance Corporation Ltd.	INE134E08KG2	CRISIL AAA	35	362.58	7.42	4.97	N**
LIC Housing Finance Ltd.	INE115A07M01	CRISIL AAA	35	362.02	7.41	5.17	N**
National Bank for Agriculture and Rural Development	INE261F08B03	CRISIL AAA	35	361.71	7.41	4.67	N**
Small Industries Development Bank of India	INE556F08J09	CARE AAA	35	361.63	7.40	4.55	N**
Reliance Industries Ltd.	INE002A08476	CRISIL AAA	35	361.20	7.39	4.72	N**
Nabha Power Ltd.	INE445L08391	[ICRA]AAA(CE)	35	359.13	7.35	4.97	N**
Tata Capital Financial Services Ltd.	INE306N07LJ3	CRISIL AAA	30,000	312.17	6.39	5.50	N**
Sundaram Finance Ltd.	INE660A07QD0	CRISIL AAA	30	275.26	5.64	5.33	N**
Tata Capital Housing Finance Ltd.	INE033L07GK3	CRISIL AAA	20	225.70	4.62	5.49	N**
Housing Development Finance Corporation Ltd.	INE001A07RZ8	CRISIL AAA	15	155.10	3.18	4.95	N**
Export-Import Bank of India	INE514E08BK6	CRISIL AAA	10	106.48	2.18	4.59	N**
<b>Total</b>				<b>4,432.79</b>	<b>90.75</b>		
b) Privately Placed/Unlisted				NIL	NIL		
c) Securitised Debt Instruments				NIL	NIL		
d) Central Government Securities				NIL	NIL		
e) State Government Securities				NIL	NIL		
<b>MONEY MARKET INSTRUMENTS</b>							
a) Commercial Paper				NIL	NIL		
b) Certificate of Deposits							
Axis Bank Ltd.	INE238A167U1	CRISIL A1+	200	194.56	3.98	3.81	N**
<b>Total</b>				<b>194.56</b>	<b>3.98</b>		
c) Treasury Bills				NIL	NIL		
d) Bills Re- Discounting				NIL	NIL		
<b>OTHERS</b>							
a) Mutual Fund Units / Exchange Traded Funds				NIL	NIL		
b) Gold				NIL	NIL		
c) Short Term Deposits				NIL	NIL		
d) Term Deposits Placed as Margins				NIL	NIL		
e) TREPS / Reverse Repo Investments							
TREPS				118.85	2.43		
<b>Total</b>				<b>118.85</b>	<b>2.43</b>		
<b>Other Current Assets / (Liabilities)</b>							
Margin amount for Derivative positions				NIL	NIL		
Net Receivable / Payable				138.20	2.84		
<b>Total</b>				<b>138.20</b>	<b>2.84</b>		
<b>GRAND TOTAL (AUM)</b>				<b>4,884.40</b>	<b>100.00</b>		

**Notes & Symbols :-**  
# -> Less Than 0.005% ; A\*\* -> Awaiting Listing on Stock Exchanges ; T\*\* -> Thinly Traded Securities ; N\*\* -> Non Traded Securities ; I\*\* -> Illiquid Shares ; R\*\* -> Rights Entitlment ; P\*\* Preference Shares ; W\*\* Warrants ; PP\* Partly Paid ; S\*\* -> Suspended for Trading  
1. Non Convertible Debentures and Bonds are considered as Traded based on information provided by external agencies.  
2. <sup>a</sup>Industry classification as recommended by AMFI and wherever not available, internal classification has been used.



SBI MUTUAL FUND

SCHEME NAME :

PORTFOLIO STATEMENT AS ON :

SBI Capital Protection Oriented Fund Series A (Plan 7)  
February 28, 2021

[Back to Index](#)

Name of the Instrument / Issuer	ISIN	Rating / Industry <sup>A</sup>	Quantity	Market value (Rs. In Lakhs)	% to AUM	YTM %	Notes & Symbols
<b>EQUITY &amp; EQUITY RELATED</b>							
<b>a) Listed/awaiting listing on Stock Exchanges</b>							
Avenue Supermarts Ltd.	INE192R01011	Retailing	1,114	33.36	0.82		
Divi's Laboratories Ltd.	INE361B01024	Pharmaceuticals	953	32.05	0.78		
Info Edge (India) Ltd.	INE663F01024	Software	522	25.63	0.63		
SBI Life Insurance Company Ltd.	INE123W01016	Finance	2,916	25.28	0.62		
ICICI Lombard General Insurance Company Ltd.	INE765G01017	Finance	1,495	21.32	0.52		
Dabur India Ltd.	INE016A01026	Consumer Non Durables	4,228	21.27	0.52		
Havells India Ltd.	INE176B01034	Consumer Durables	1,872	20.70	0.51		
Godrej Consumer Products Ltd.	INE102D01028	Consumer Non Durables	2,828	19.41	0.47		
Pidliite Industries Ltd.	INE318A01026	Chemicals	1,140	19.22	0.47		
Motherhood Sumi Systems Ltd.	INE775A01035	Auto Ancillaries	8,973	19.20	0.47		
Lupin Ltd.	INE326A01037	Pharmaceuticals	1,795	18.28	0.45		
Aurobindo Pharma Ltd.	INE406A01037	Pharmaceuticals	2,103	17.98	0.44		
Shriram Transport Finance Company Ltd.	INE721A01013	Finance	1,400	17.96	0.44		
Colgate Palmolive (India) Ltd.	INE259A01022	Consumer Non Durables	997	15.76	0.39		
Piramal Enterprises Ltd.	INE140A01024	Finance	843	15.42	0.38		
Adani Transmission Ltd.	INE931S01010	Power	2,056	15.42	0.38		
Marico Ltd.	INE196A01026	Consumer Non Durables	3,861	15.35	0.38		
Ambuja Cements Ltd.	INE079A01024	Cement	5,494	15.03	0.37		
Petronet LNG Ltd.	INE347G01014	Gas	5,608	14.31	0.35		
DLF Ltd.	INE271C01023	Construction	4,627	14.00	0.34		
Bajaj Holdings & Investment Ltd.	INE118A01012	Finance	374	13.58	0.33		
Hindustan Petroleum Corporation Ltd.	INE094A01015	Petroleum Products	5,583	13.54	0.33		
Biocon Ltd.	INE376G01013	Pharmaceuticals	3,320	12.95	0.32		
Indraprastha Gas Ltd.	INE203G01027	Gas	2,617	12.87	0.31		
ICICI Prudential Life Insurance Company Ltd.	INE726G01019	Finance	2,684	12.39	0.30		
Berger Paints India Ltd.	INE463A01038	Consumer Non Durables	1,816	12.35	0.30		
Siemens Ltd.	INE003A01024	Industrial Capital Goods	666	12.32	0.30		
HDFC Asset Management Company Ltd.	INE127D01025	Finance	414	12.16	0.30		
Page Industries Ltd.	INE761H01022	Textile Products	43	12.08	0.30		
United Spirits Ltd.	INE854D01024	Consumer Non Durables	2,228	11.92	0.29		
Interglobe Aviation Ltd.	INE646L01027	Transportation	719	11.65	0.28		
Container Corporation of India Ltd.	INE111A01025	Transportation	2,050	11.44	0.28		
ACC Ltd.	INE012A01025	Cement	632	10.95	0.27		
Power Finance Corporation Ltd.	INE134E01011	Finance	8,686	10.77	0.26		
Muthoot Finance Ltd.	INE414G01012	Finance	810	10.53	0.26		
Bandhan Bank Ltd.	INE545U01014	Banks	3,010	10.39	0.25		
United Breweries Ltd.	INE686F01025	Consumer Non Durables	830	9.64	0.24		
Bosch Ltd.	INE323A01026	Auto Ancillaries	64	9.51	0.23		
Procter & Gamble Hygiene and Health Care Ltd.	INE179A01014	Consumer Non Durables	70	9.04	0.22		
Torrent Pharmaceuticals Ltd.	INE685A01028	Pharmaceuticals	367	8.91	0.22		
NMDC Ltd.	INE584A01023	Minerals/Mining	6,868	8.72	0.21		
Cadila Healthcare Ltd.	INE010B01027	Pharmaceuticals	1,914	8.33	0.20		
SBI Cards & Payment Services Ltd.	INE018E01016	Finance	772	8.25	0.20		
Bank of Baroda	INE028A01039	Banks	8,983	7.67	0.19		
Abbott India Ltd.	INE358A01014	Pharmaceuticals	40	5.76	0.14		
Hindustan Zinc Ltd.	INE267A01025	Non - Ferrous Metals	1,896	5.64	0.14		
Oracle Financial Services Software Ltd.	INE881D01027	Software	174	5.30	0.13		
NHPC Ltd.	INE848E01016	Power	18,778	4.53	0.11		
Punjab National Bank	INE160A01022	Banks	9,851	4.02	0.10		
General Insurance Corporation Of India	INE481Y01014	Finance	1,837	3.47	0.08		
<b>Total</b>				<b>687.63</b>	<b>16.82</b>		
<b>b) Unlisted</b>							
				NIL	NIL		
<b>c) Foreign Securities and /or overseas ETF</b>							
				NIL	NIL		
<b>DEBT INSTRUMENTS</b>							
<b>a) Listed/awaiting listing on the stock exchanges</b>							
REC Ltd.	INE020B08CH4	CRISIL AAA	30	309.72	7.57	5.42	N**
National Bank for Agriculture and Rural Development	INE261F08BW6	ICRA/AAA	30	309.09	7.56	5.17	N**
Housing Development Finance Corporation Ltd.	INE001A07SH4	CRISIL AAA	20	206.21	5.04	5.28	N**
Power Finance Corporation Ltd.	INE134E08KJ6	CRISIL AAA	10	103.03	2.52	5.49	N**
<b>Total</b>				<b>928.05</b>	<b>22.69</b>		
<b>b) Privately Placed/Unlisted</b>							
				NIL	NIL		
<b>c) Securitised Debt Instruments</b>							
				NIL	NIL		
<b>d) Central Government Securities</b>							
				NIL	NIL		
<b>e) State Government Securities</b>							
8.18% State Government of Haryana 2023	IN1620160029	Sovereign	15,00,000	1,585.83	38.77	5.48	
8.10% State Government of Kerala 2023	IN2020130026	Sovereign	2,00,000	212.00	5.18	5.16	
<b>Total</b>				<b>1,797.83</b>	<b>43.95</b>		
<b>MONEY MARKET INSTRUMENTS</b>							
<b>a) Commercial Paper</b>							
				NIL	NIL		
<b>b) Certificate of Deposits</b>							
				NIL	NIL		
<b>c) Treasury Bills</b>							
GOI 15.12.2022 GOV	IN001222C057	Sovereign	4,00,000	369.64	9.04	4.46	
<b>Total</b>				<b>369.64</b>	<b>9.04</b>		
<b>d) Bills Re- Discounting</b>							
				NIL	NIL		
<b>OTHERS</b>							
<b>a) Mutual Fund Units / Exchange Traded Funds</b>							
				NIL	NIL		
<b>b) Gold</b>							
				NIL	NIL		
<b>c) Short Term Deposits</b>							
				NIL	NIL		
<b>d) Term Deposits Placed as Margins</b>							
				NIL	NIL		
<b>e) TREPS / Reverse Repo Investments</b>							
TREPS				240.99	5.89		
<b>Total</b>				<b>240.99</b>	<b>5.89</b>		

Other Current Assets / (Liabilities)							
Margin amount for Derivative positions					NIL	NIL	
Net Receivable / Payable					66.11	1.61	
Total					66.11	1.61	
GRAND TOTAL (AUM)					4,090.25	100.00	

**Notes & Symbols :-**  
# -> Less Than 0.005% ; A\*\* -> Awaiting Listing on Stock Exchanges ; T\*\* -> Thinly Traded Securities ; N\*\* -> Non Traded Securities ; I\*\* -> Illiquid Shares ; R\*\* -> Rights Entitlment ; P\*\* Preference Shares ; W\*\* Warrants ; PP\* Partly Paid; S\*\* -> Suspended for Trading  
1. Non Convertible Debentures and Bonds are considered as Traded based on information provided by external agencies.  
2. \*Industry classification as recommended by AMFI and wherever not available, internal classification has been used.



**SBI MUTUAL FUND**

SCHEME NAME :

PORTFOLIO STATEMENT AS ON :

SBI Capital Protection Oriented Fund Series A (Plan B)

February 28, 2021

[Back to Index](#)

Name of the Instrument / Issuer	ISIN	Rating / Industry <sup>A</sup>	Quantity	Market value (Rs. In Lakhs)	% to AUM	YTM %	Notes & Symbols
<b>EQUITY &amp; EQUITY RELATED</b>							
<b>a) Listed/awaiting listing on Stock Exchanges</b>							
Avenue Supermarts Ltd.	INE192R01011	Retailing	735	22.01	0.85		
Divi's Laboratories Ltd.	INE361B01024	Pharmaceuticals	629	21.15	0.82		
Info Edge (India) Ltd.	INE663F01024	Software	345	16.94	0.66		
SBI Life Insurance Company Ltd.	INE123W01016	Finance	1,925	16.69	0.65		
ICICI Lombard General Insurance Company Ltd.	INE765G01017	Finance	987	14.07	0.55		
Dabur India Ltd.	INE016A01026	Consumer Non Durables	2,791	14.04	0.54		
Havells India Ltd.	INE176B01034	Consumer Durables	1,236	13.66	0.53		
Godrej Consumer Products Ltd.	INE102D01028	Consumer Non Durables	1,867	12.82	0.50		
Pidliite Industries Ltd.	INE318A01026	Chemicals	752	12.68	0.49		
Motherhood Sumi Systems Ltd.	INE775A01035	Auto Ancillaries	5,922	12.67	0.49		
Lupin Ltd.	INE326A01037	Pharmaceuticals	1,185	12.07	0.47		
Aurobindo Pharma Ltd.	INE406A01037	Pharmaceuticals	1,388	11.87	0.46		
Shriram Transport Finance Company Ltd.	INE721A01013	Finance	924	11.85	0.46		
Colgate Palmolive (India) Ltd.	INE259A01022	Consumer Non Durables	658	10.40	0.40		
Piramal Enterprises Ltd.	INE140A01024	Finance	557	10.19	0.39		
Adani Transmission Ltd.	INE931S01010	Power	1,357	10.18	0.39		
Marico Ltd.	INE196A01026	Consumer Non Durables	2,549	10.13	0.39		
Ambuja Cements Ltd.	INE079A01024	Cement	3,626	9.92	0.38		
Petronet LNG Ltd.	INE347G01014	Gas	3,701	9.44	0.37		
DLF Ltd.	INE271C01023	Construction	3,054	9.24	0.36		
Bajaj Holdings & Investment Ltd.	INE118A01012	Finance	247	8.97	0.35		
Hindustan Petroleum Corporation Ltd.	INE094A01015	Petroleum Products	3,685	8.93	0.35		
Biocon Ltd.	INE376G01013	Pharmaceuticals	2,191	8.55	0.33		
Indraprastha Gas Ltd.	INE203G01027	Gas	1,727	8.50	0.33		
ICICI Prudential Life Insurance Company Ltd.	INE726G01019	Finance	1,772	8.18	0.32		
Berger Paints India Ltd.	INE463A01038	Consumer Non Durables	1,198	8.14	0.32		
Page Industries Ltd.	INE761H01022	Textile Products	29	8.14	0.32		
Siemens Ltd.	INE003A01024	Industrial Capital Goods	439	8.12	0.31		
HDFC Asset Management Company Ltd.	INE127D01025	Finance	273	8.02	0.31		
United Spirits Ltd.	INE854D01024	Consumer Non Durables	1,470	7.87	0.30		
Interglobe Aviation Ltd.	INE646L01027	Transportation	475	7.69	0.30		
Container Corporation of India Ltd.	INE111A01025	Transportation	1,353	7.55	0.29		
ACC Ltd.	INE012A01025	Cement	417	7.23	0.28		
Power Finance Corporation Ltd.	INE134E01011	Finance	5,733	7.11	0.28		
Muthoot Finance Ltd.	INE414G01012	Finance	534	6.94	0.27		
Bandhan Bank Ltd.	INE545U01014	Banks	1,987	6.86	0.27		
United Breweries Ltd.	INE686F01025	Consumer Non Durables	548	6.36	0.25		
Bosch Ltd.	INE323A01026	Auto Ancillaries	42	6.24	0.24		
Procter & Gamble Hygiene and Health Care Ltd.	INE179A01014	Consumer Non Durables	46	5.94	0.23		
Torrent Pharmaceuticals Ltd.	INE685A01028	Pharmaceuticals	242	5.88	0.23		
NMDC Ltd.	INE584A01023	Minerals/Mining	4,533	5.76	0.22		
Cadila Healthcare Ltd.	INE010B01027	Pharmaceuticals	1,263	5.50	0.21		
SBI Cards & Payment Services Ltd.	INE018E01016	Finance	510	5.45	0.21		
Bank of Baroda	INE028A01039	Banks	5,929	5.06	0.20		
Abbott India Ltd.	INE358A01014	Pharmaceuticals	26	3.74	0.14		
Hindustan Zinc Ltd.	INE267A01025	Non - Ferrous Metals	1,251	3.72	0.14		
Oracle Financial Services Software Ltd.	INE881D01027	Software	115	3.50	0.14		
NHPC Ltd.	INE848E01016	Power	12,393	2.99	0.12		
Punjab National Bank	INE160A01022	Banks	6,502	2.66	0.10		
General Insurance Corporation Of India	INE481Y01014	Finance	1,212	2.29	0.09		
<b>Total</b>				<b>453.91</b>	<b>17.60</b>		
<b>b) Unlisted</b>							
				NIL	NIL		
<b>c) Foreign Securities and /or overseas ETF</b>							
				NIL	NIL		
<b>DEBT INSTRUMENTS</b>							
<b>a) Listed/awaiting listing on the stock exchanges</b>							
REC Ltd.	INE020B08CN2	CRISIL AAA	20	205.49	7.96	5.53	N**
LIC Housing Finance Ltd.	INE115A07DS1	CRISIL AAA	15	160.44	6.21	5.41	N**
Reliance Industries Ltd.	INE110L07096	CRISIL AAA	10	105.38	4.08	5.24	N**
Larsen & Toubro Ltd.	INE018A08BAY9	CRISIL AAA	10	103.81	4.02	5.31	N**
<b>Total</b>				<b>575.12</b>	<b>22.27</b>		
<b>b) Privately Placed/Unlisted</b>							
				NIL	NIL		
<b>c) Securitised Debt Instruments</b>							
				NIL	NIL		
<b>d) Central Government Securities</b>							
				NIL	NIL		
<b>e) State Government Securities</b>							
6.35% State Government of Bihar 2023	IN1320190243	Sovereign	13,00,000	1,333.03	51.63	5.05	
8.10% State Government of Kerala 2023	IN2020130026	Sovereign	50,000	53.00	2.05	5.16	
<b>Total</b>				<b>1,386.03</b>	<b>53.68</b>		
<b>MONEY MARKET INSTRUMENTS</b>							
<b>a) Commercial Paper</b>							
				NIL	NIL		
<b>b) Certificate of Deposits</b>							
				NIL	NIL		
<b>c) Treasury Bills</b>							
				NIL	NIL		
<b>d) Bills Re- Discounting</b>							
				NIL	NIL		
<b>OTHERS</b>							
<b>a) Mutual Fund Units / Exchange Traded Funds</b>							
				NIL	NIL		
<b>b) Gold</b>							
				NIL	NIL		
<b>c) Short Term Deposits</b>							
				NIL	NIL		
<b>d) Term Deposits Placed as Margins</b>							
				NIL	NIL		
<b>e) TREPS / Reverse Repo Investments</b>							
TREPS				93.75	3.63		
<b>Total</b>				<b>93.75</b>	<b>3.63</b>		

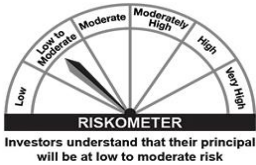
Other Current Assets / (Liabilities)							
Margin amount for Derivative positions					NIL	NIL	
Net Receivable / Payable					72.96	2.82	
Total					72.96	2.82	
GRAND TOTAL (AUM)					2,581.77	100.00	

**Notes & Symbols :-**  
# -> Less Than 0.005% ; A\*\* -> Awaiting Listing on Stock Exchanges ; T\*\* -> Thinly Traded Securities ; N\*\* -> Non Traded Securities ; I\*\* -> Illiquid Shares ; R\*\* -> Rights Entitainment ; P\*\* Preference Shares ; W\*\* Warrants ; PP\* Partly Paid; S\*\* -> Suspended for Trading  
1. Non Convertible Debentures and Bonds are considered as Traded based on information provided by external agencies.  
2. \*Industry classification as recommended by AMFI and wherever not available, internal classification has been used.



Name of the Instrument / Issuer	ISIN	Rating / Industry^	Quantity	Market value (Rs. In Lakhs)	% to AUM	YTM %	Notes & Symbols
EQUITY & EQUITY RELATED							
a) Listed/awaiting listing on Stock Exchanges				NIL	NIL		
b) Unlisted				NIL	NIL		
c) Foreign Securities and /or overseas ETF				NIL	NIL		
DEBT INSTRUMENTS							
a) Listed/awaiting listing on the stock exchanges							
LIC Housing Finance Ltd.	INE115A070Q2	CRISIL AAA	190	1,971.82	8.71	5.35	N**
Indian Railway Finance Corporation Ltd.	INE053F07603	CRISIL AAA	170	1,826.70	8.07	4.94	N**
National Bank for Agriculture and Rural Development	INE261F08AT4	CRISIL AAA	150	1,591.30	7.03	5.09	N**
Housing Development Finance Corporation Ltd.	INE001A07SH4	CRISIL AAA	150	1,546.54	6.84	5.28	N**
Larsen & Toubro Ltd.	INE018A08AU7	CRISIL AAA	150	1,541.41	6.81	5.31	N**
Bajaj Finance Ltd.	INE296A07RB5	CRISIL AAA	150	1,540.32	6.81	5.60	N**
Indian Oil Corporation Ltd.	INE242A08445	CRISIL AAA	150	1,538.40	6.80	5.14	N**
Housing and Urban Development Corporation Ltd.	INE031A08764	IICRAJAAA	50	515.88	2.28	5.18	N**
Total				12,072.37	53.35		
b) Privately Placed/Unlisted				NIL	NIL		
c) Securitised Debt Instruments				NIL	NIL		
d) Central Government Securities				NIL	NIL		
e) State Government Securities							
7.77% State Government of Tamil Nadu 2023	IN3120160251	Sovereign	40,00,000	4,187.38	18.51	5.24	
8.39% State Government of Rajasthan 2023	IN2920150322	Sovereign	25,00,000	2,649.76	11.71	5.25	
8.21% State Government of Haryana 2023	IN1620150152	Sovereign	15,00,000	1,586.37	7.01	5.25	
8.24% State Government of Gujarat 2023	IN1520130015	Sovereign	3,50,000	371.61	1.64	5.16	
6.35% State Government of Bihar 2023	IN1320190243	Sovereign	2,00,000	205.08	0.91	5.05	
Total				9,000.20	39.78		
MONEY MARKET INSTRUMENTS							
a) Commercial Paper				NIL	NIL		
b) Certificate of Deposits							
Axis Bank Ltd.	INE238A167U1	CRISIL A1+	300	291.85	1.29	3.81	N**
Total				291.85	1.29		
c) Treasury Bills				NIL	NIL		
d) Bills Re- Discounting				NIL	NIL		
OTHERS							
a) Mutual Fund Units / Exchange Traded Funds				NIL	NIL		
b) Gold				NIL	NIL		
c) Short Term Deposits				NIL	NIL		
d) Term Deposits Placed as Margins				NIL	NIL		
e) TREPS / Reverse Repo Investments							
TREPS				833.36	3.68		
Total				833.36	3.68		
Other Current Assets / (Liabilities)							
Margin amount for Derivative positions				NIL	NIL		
Net Receivable / Payable				428.14	1.90		
Total				428.14	1.90		
GRAND TOTAL (AUM)				22,625.92	100.00		

Notes & Symbols :-  
# -> Less Than 0.005% ; A\*\* -> Awaiting Listing on Stock Exchanges ; T\*\* -> Thinly Traded Securities ; N\*\* -> Non Traded Securities ; I\*\* -> Illiquid Shares ; R\*\* -> Rights Entitlment ; P\*\* Preference Shares ; W\*\* Warrants ; PP\* Partly Paid; S\*\* -> Suspended for Trading  
1. Non Convertible Debentures and Bonds are considered as Traded based on information provided by external agencies.  
2. ^Industry classification as recommended by AMFI and wherever not available, internal classification has been used.



SBI MUTUAL FUND

SCHEME NAME :  
PORTFOLIO STATEMENT AS ON :

SBI Fixed Maturity Plan (FMP)- Series 32  
February 28, 2021

[Back to Index](#)

Name of the Instrument / Issuer	ISIN	Rating / Industry <sup>A</sup>	Quantity	Market value (Rs. In Lakhs)	% to AUM	YTM %	Notes & Symbols
EQUITY & EQUITY RELATED							
a) Listed/awaiting listing on Stock Exchanges				NIL	NIL		
b) Unlisted				NIL	NIL		
c) Foreign Securities and /or overseas ETF				NIL	NIL		
DEBT INSTRUMENTS							
a) Listed/awaiting listing on the stock exchanges							
Export-Import Bank of India	INE514E08CI8	CRISIL AAA	25	267.54	7.28	5.08	N**
Nuclear Power Corporation of India Ltd.	INE206D08154	CRISIL AAA	25	267.06	7.26	5.08	N**
Housing and Urban Development Corporation Ltd.	INE031A08764	[ICRA]AAA	25	257.94	7.02	5.18	N**
Indian Railway Finance Corporation Ltd.	INE053F07BZ2	CRISIL AAA	25	257.81	7.01	5.00	
Power Finance Corporation Ltd.	INE134E08KN8	CRISIL AAA	25	257.26	7.00	5.49	
REC Ltd.	INE020B08CT9	CRISIL AAA	25	256.78	6.98	5.53	N**
National Bank for Agriculture and Rural Development	INE261F08CD4	[ICRA]AAA	25	256.52	6.98	5.17	N**
Small Industries Development Bank of India	INE556F08JP6	[ICRA]AAA	25	256.05	6.96	4.97	N**
NTPC Ltd.	INE733E08148	CRISIL AAA	20	205.68	5.59	5.10	N**
Total				2,282.64	62.08		
b) Privately Placed/Unlisted				NIL	NIL		
c) Securitised Debt Instruments				NIL	NIL		
d) Central Government Securities				NIL	NIL		
e) State Government Securities							
8.63% State Government of Kerala 2023	IN2020120100	Sovereign	5,00,000	533.90	14.52	5.05	
8.24% State Government of Gujarat 2023	IN1520130015	Sovereign	5,00,000	530.88	14.44	5.16	
Total				1,064.78	28.96		
MONEY MARKET INSTRUMENTS							
a) Commercial Paper				NIL	NIL		
b) Certificate of Deposits							
Axis Bank Ltd.	INE238A160V4	CRISIL A1+	100	97.04	2.64	3.83	N**
Total				97.04	2.64		
c) Treasury Bills				NIL	NIL		
d) Bills Re- Discounting				NIL	NIL		
OTHERS							
a) Mutual Fund Units / Exchange Traded Funds				NIL	NIL		
b) Gold				NIL	NIL		
c) Short Term Deposits				NIL	NIL		
d) Term Deposits Placed as Margins				NIL	NIL		
e) TREPS / Reverse Repo Investments							
TREPS				86.84	2.36		
Total				86.84	2.36		
Other Current Assets / (Liabilities)							
Margin amount for Derivative positions				NIL	NIL		
Net Receivable / Payable				145.28	3.96		
Total				145.28	3.96		
GRAND TOTAL (AUM)				3,676.58	100.00		

Notes & Symbols :-  
# -> Less Than 0.005% ; A\*\* -> Awaiting Listing on Stock Exchanges ; T\*\* -> Thinly Traded Securities ; N\*\* -> Non Traded Securities ; I\*\* -> Illiquid Shares ; R\*\* -> Rights Entitlment ; P\*\* Preference Shares ; W\*\* Warrants ; PP\* Partly Paid; S\*\* -> Suspended forTrading  
1. Non Convertible Debentures and Bonds are considered as Traded based on information provided by external agencies.  
2. \*Industry classification as recommended by AMFI and wherever not available, internal classification has been used.



**SBI MUTUAL FUND**

SCHEME NAME :

PORTFOLIO STATEMENT AS ON :

SBI Fixed Maturity Plan (FMP)- Series 33

February 28, 2021

[Back to Index](#)

Name of the Instrument / Issuer	ISIN	Rating / Industry <sup>^</sup>	Quantity	Market value (Rs. In Lakhs)	% to AUM	YTM %	Notes & Symbols
<b>EQUITY &amp; EQUITY RELATED</b>							
a) Listed/awaiting listing on Stock Exchanges				NIL	NIL		
b) Unlisted				NIL	NIL		
c) Foreign Securities and /or overseas ETF				NIL	NIL		
<b>DEBT INSTRUMENTS</b>							
a) Listed/awaiting listing on the stock exchanges				NIL	NIL		
b) Privately Placed/Unlisted				NIL	NIL		
c) Securitised Debt Instruments				NIL	NIL		
d) Central Government Securities				NIL	NIL		
e) State Government Securities							
8.24% State Government of Gujarat 2023	IN1520130015	Sovereign	19,00,000	2,017.33	89.09	5.16	
<b>Total</b>				<b>2,017.33</b>	<b>89.09</b>		
<b>MONEY MARKET INSTRUMENTS</b>							
a) Commercial Paper				NIL	NIL		
b) Certificate of Deposits							
Axis Bank Ltd.	INE238A160V4	CRISIL A1+	100	97.04	4.29	3.83	N**
<b>Total</b>				<b>97.04</b>	<b>4.29</b>		
c) Treasury Bills				NIL	NIL		
d) Bills Re- Discounting				NIL	NIL		
<b>OTHERS</b>							
a) Mutual Fund Units / Exchange Traded Funds				NIL	NIL		
b) Gold				NIL	NIL		
c) Short Term Deposits				NIL	NIL		
d) Term Deposits Placed as Margins				NIL	NIL		
e) TREPS / Reverse Repo Investments							
TREPS				95.35	4.21		
<b>Total</b>				<b>95.35</b>	<b>4.21</b>		
<b>Other Current Assets / (Liabilities)</b>							
Margin amount for Derivative positions				NIL	NIL		
Net Receivable / Payable				54.78	2.41		
<b>Total</b>				<b>54.78</b>	<b>2.41</b>		
<b>GRAND TOTAL (AUM)</b>				<b>2,264.50</b>	<b>100.00</b>		

**Notes & Symbols :-**

# -&gt; Less Than 0.005% ; A\*\* -&gt; Awaiting Listing on Stock Exchanges ; T\*\* -&gt; Thinly Traded Securities ; N\*\* -&gt; Non Traded Securities ; I\*\* -&gt; Illiquid Shares ; R\*\* -&gt; Rights Entitlement ; P\*\* Preference Shares ; W\*\* Warrants ; PP\* Partly Paid; S\*\* -&gt; Suspended for Trading

1. Non Convertible Debentures and Bonds are considered as Traded based on information provided by external agencies.

2. ^Industry classification as recommended by AMFI and wherever not available, internal classification has been used.





SBI MUTUAL FUND

SCHEME NAME :  
PORTFOLIO STATEMENT AS ON :

SBI Fixed Maturity Plan (FMP)- Series 34  
February 28, 2021

[Back to Index](#)

Name of the Instrument / Issuer	ISIN	Rating / Industry^	Quantity	Market value (Rs. In Lakhs)	% to AUM	YTM %	Notes & Symbols
EQUITY & EQUITY RELATED							
a) Listed/awaiting listing on Stock Exchanges				NIL	NIL		
b) Unlisted				NIL	NIL		
c) Foreign Securities and /or overseas ETF				NIL	NIL		
DEBT INSTRUMENTS							
a) Listed/awaiting listing on the stock exchanges				NIL	NIL		
b) Privately Placed/Unlisted				NIL	NIL		
c) Securitised Debt Instruments				NIL	NIL		
d) Central Government Securities				NIL	NIL		
e) State Government Securities							
6.84% State Government of Rajasthan 2030	IN2920190443	Sovereign	19,50,000	1,906.02	92.27	7.18	
Total				1,906.02	92.27		
MONEY MARKET INSTRUMENTS							
a) Commercial Paper				NIL	NIL		
b) Certificate of Deposits				NIL	NIL		
c) Treasury Bills				NIL	NIL		
d) Bills Re- Discounting				NIL	NIL		
OTHERS							
a) Mutual Fund Units / Exchange Traded Funds				NIL	NIL		
b) Gold				NIL	NIL		
c) Short Term Deposits				NIL	NIL		
d) Term Deposits Placed as Margins				NIL	NIL		
e) TREPS / Reverse Repo Investments							
TREPS				97.02	4.70		
Total				97.02	4.70		
Other Current Assets / (Liabilities)							
Margin amount for Derivative positions				NIL	NIL		
Net Receivable / Payable				62.55	3.03		
Total				62.55	3.03		
GRAND TOTAL (AUM)				2,065.59	100.00		

Notes & Symbols :-  
# -> Less Than 0.005% ; A\*\* -> Awaiting Listing on Stock Exchanges ; T\*\* -> Thinly Traded Securities ; N\*\* -> Non Traded Securities ; I\*\* -> Illiquid Shares ; R\*\* -> Rights Entitlement ; P\*\* Preference Shares ; W\*\* Warrants ; PP\* Partly Paid; S\*\* -> Suspended for Trading  
1. Non Convertible Debentures and Bonds are considered as Traded based on information provided by external agencies.  
2. ^Industry classification as recommended by AMFI and wherever not available, internal classification has been used.

