



BANDARAM PHARMA PACKTECH LIMITED

CIN: L93090KA1993PLC159827

To,

Date: 25.01.2024

BSE Limited
P. J. Towers, Dalal Street
Mumbai - 400001

Dear Sir/ Madam,

Sub: Discrepancies in Financial Results

Unit: Bandaram Pharma Packtech Limited (Formerly known as Shiva Medicare Limited) (Scrip code: 524602)

Ref: BSE's email dated 18.01.2024

With reference to the subject cited, please find below enclosed attachment and clarifications on the queries raised by the Exchange:

Discrepancy: 1. Standalone Results - Net Profit After Tax not tallying in PDF for Quarter Ended - September 2023

Reply: Net profit after Tax mentioned in Financial Results(standalone) in the PDF was typographical mentioned as Rs. 5.49 Lakhs instead of Rs. 2.720 Lakhs.

Particulars	Wrong data mentioned in Financial Results for the quarter ended 30.09.2023 (Unaudited)	Actual data for the quarter ended 30.09.2023 (Unaudited)
Net Profit After Tax	5.49 (Lakhs)	2.720 (Lakhs)

Discrepancy: 2. Standalone Results -

There is mismatch of Reporting Data of XBRL file while comparing with PDF filing. Company has in XBRL mention -15.2865 (Million) (Net cash flows from (used in) operating activities) where as in PDF its mention in -7781500 (Rupees). Please submit revised XBRL with correct Cash Flow Figures for Quarter Ended -September 2023



BANDARAM PHARMA PACKTECH LIMITED

CIN: L93090KA1993PLC159827

Reply: (Net cash flows from (used in) operating activities) mentioned in Cash flow statement (Standalone) in the PDF was typographical mentioned as Rs. (77,81,500) instead of Rs. (75,05,000).

Particulars	Wrong data mentioned in Cash Flow Statement (standalone) for the quarter ended 30.09.2023 (Unaudited) (in Rs.)	Actual data for the quarter ended 30.09.2023(Unaudited) (in Rs.)
Net cash flows from (used in) operating activities	-77,81,500	-75,05,000

Discrepancy: 3. Consolidated Results- Net Profit After Tax not tallying in PDF for Quarter Ended - September 2023

Reply: Net profit after Tax mentioned in Financial Results (Consolidated) in the PDF was typographical mentioned as Rs. 11.88 Lakhs instead of Rs. 7.050 Lakhs.

Particulars	Wrong data mentioned in Financial Results for the quarter ended 30.09.2023 (Unaudited)	As per new pdf for the quarter ended 30.09.2023 (Unaudited)
Net Profit After Tax	11.88 (Lakhs)	7.050 (Lakhs)

Discrepancy: 4. Consolidated Results-

There is mismatch of Reporting Data of XBRL file while comparing with PDF filing. Company has in XBRL mention 80.7540 (Million) (Net Increase/(Decrease) in cash & cash equivalents) where as in PDF its mention in 53.56 (Lakhs). Please submit revised XBRL with correct Cash Flow Figures for Quarter Ended - September2023

Reply: (Net cash flows from (used in) operating activities) mentioned in Cash flow statement (consolidated) in the PDF was typographical mentioned as Rs. 53.56 Lakhs instead of Rs. 56.87 lakhs.

Particulars	Wrong data mentioned in Cash Flow Statement (consolidated) for the quarter ended 30.09.2023 (Unaudited) (in Rs.)	Actual data for the quarter ended 30.09.2023 (Unaudited) (in Rs.)
(Net Increase/(Decrease) in cash & cash	53.56 (Lakhs).	56.87 (Lakhs)



BANDARAM PHARMA PACKTECH LIMITED

CIN: L93090KA1993PLC159827

equivalents)		
--------------	--	--

Further, please find enclosed revised unaudited financial results along with Cash flow statement and Balance Sheet (standalone and consolidated) for the Quarter and half year ended 30.09.2023.

This is for the information and records of the Exchange, please.

Thanking you.

Yours sincerely,

**For Bandaram Pharma Packtech Limited
(formerly known as Shiva Medicare Limited)**

**B Deepak
Reddy**

Digitally signed by B
Deepak Reddy
Date: 2024.01.25
17:09:28 +05'30'

**B. Deepak Reddy
Managing Director
(DIN: 07074102)**

Encl. as above


	(ii) Income tax on items that may be reclassified to profit or loss	-	-	-	-	-	-	-	-	-	-	-	-
	Total Comprehensive Income	-	-	-	-	-	-	-	-	-	-	-	-
XV	Total Comprehensive Income for the	2.72	5.57	(1.09)	8.29	(13.53)	20.42	7.05	7.46	(25.44)	14.50	(42.13)	25.78
XVI	Earnings Per Equity Share of face value of Rs.10/- each)(for Continuing operations):												
	1) Basic	0.02	0.19	(0.04)	0.28	(0.45)	0.68	0.06	0.25	(0.85)	0.12	(1.40)	0.86
	2) Diluted	0.02	0.19	(0.04)	0.28	(0.45)	0.68	0.06	0.25	(0.85)	0.12	(1.40)	0.86
XVII	Earnings Per Equity Share of face value of Rs.10/- each) (for Discounting												
	1) Basic	0.02	0.19	(0.04)	0.28	(0.45)	0.68	0.06	0.25	(0.85)	0.12	(1.40)	0.86
	2) Diluted	0.02	0.19	(0.04)	0.28	(0.45)	0.68	0.06	0.25	(0.85)	0.12	(1.40)	0.86
XVIII	Earnings Per Equity Share of face value of Rs.10/- each) (for Continued and Discounting operations):												
	1) Basic	0.02	0.19	(0.04)	0.28	(0.45)	0.68	0.06	0.25	(0.85)	0.12	(1.40)	0.86
	2) Diluted	0.02	0.19	(0.04)	0.28	(0.45)	0.68	0.06	0.25	(0.85)	0.12	(1.40)	0.86
XIX	Paid-up equity share capital (Face Value of Rs. 10/- per share)	1,200.00	300.00	300.00	300.00	300.00	300.00	1,200.00	300.00	300.00	1,200.00	300.00	300.00

Notes:

- In pursuance with Regulation 33 of SEBI (LODR) Regulations, 2015 and Schedule III of the Companies Act, 2013, the above Financial Results have been prepared. The same is reviewed by the Statutory Auditors of Company and recommended by the Audit Committee and subsequently approved by the Board of Directors of Company at their meeting held on 14.11.2023.
- The Financial Statements have been prepared in accordance with the recognition and measurement principles laid down in the Ind AS-34 "Interim Financial Reporting", prescribed under Section 133 of the Companies Act, 2013 read with the relevant rules issued there under and other accounting pronouncements generally accepted in India.
- The figures of the previous year/periods have been re-grouped/re-classified, wherever necessary, for the purpose of comparison with the current year/period figures.
- The Company has acquired 55% shareholding in M/s. VSR Paper and Packaging Ltd., Hyderabad. Accordingly, this subsidiary company's quarterly results for the period ending 30th September, 2023, have been disclosed in this Financial Statements.
- The above Financial Results are also available on the company's website [www:bandaram.com](http://www.bandaram.com)

For and on Behalf of the Board of Directors
Bandaram Pharma Packtech Limited
(Formerly Known as Shiva Medicare Limited)

B. Deepak Reddy
Managing Director
DIN: 07074102



Place : Bangalore
Date : 14-11-2023

Bandaram Pharma Packtech Limited
(Formerly Known as Shiva Medicare Limited)
CIN: L93090KA1993PLC159827

Regd Office: 601,5th Floor, Oxford Towers, opp to Leela Palace Hotel, Old Airport Road, Kodihalli Bangalore - 560008

Statement of Financial Position as at September 30, 2023

(Amt. Rs. In Lakhs)

	Particulars	As at September 30, 2023	As at March 31, 2023
I	ASSETS		
1	Non-current assets		
	(a) Property, plant and equipment	1.66	2.43
	(b) Right to use assets		
	(c) Capital work in progress		
	(d) Investments	443.75	250.83
	(e) Other non-current asset	136.28	-
	Total non-current assets (A)	581.69	253.26
2	Current assets		
	(a) Inventories	88.27	54.98
	(b) Financial assets		-
	(i) Cash and cash equivalents	65.52	8.52
	(ii) Bank Balances other than (i) above	-	-
	(iii) Trade Receivables	488.46	269.14
	(c) Current Tax Asset (Net)	-	-
	(d) Short-term loans & Advances	12.74	119.18
	(e) Other current assets	8.22	121.70
	Total current assets (B)	663.21	573.52
	Total assets (A+B)	1,244.90	826.78
II	EQUITY AND LIABILITIES		
1	Equity		
	(a) Equity share capital	1,200.00	300.00
	(b) Other equity	18.46	7.40
	Total equity (A)	1,218.46	307.40
2	Liabilities		
(i)	Non-current liabilities		
	(a) Financial Liabilities		
	(i) Borrowings	1.75	440.50
	(ii) Trade Payables	-	-
	(b) Long term liability	-	-
	(c) Deferred tax Liabilities(Net)		
	(d) Other non Current Liabilities		
	Total non-current liabilities (B)	1.75	440.50
(ii)	Current liabilities		
	(a) Financial liabilities		
	(i) Borrowings	-	-
	(ii) Trade payables	-	55.32
	(b) Other current liabilities	5.88	23.56
	(c) Current Tax Laibilities (net)	18.81	-
	Total current liabilities (C)	24.69	78.88
	Total liabilities (D=B+C)	26.44	519.38
	Total equity and liabilities (A+D)	1,244.90	826.78

The notes are an integral part of the financial statements

As per our Report of even date

For M M REDDY & CO.,

Chartered Accountants

Firm Regn No. 010371S

M Madhusudhana Reddy

Partner

Membership No 213077

Date: 11/14/2023

Place: Hyderabad

For and on behalf of the Board of Directors


Bandaram Pharma Packtech Limited

(Formerly Known as Shiva Medicare Limited)

B. Deepak Reddy

Managing Director

DIN: 07074102



Bandaram Pharma Packtech Limited
(Formerly Known as Shiva Medicare Limited)
CIN: L93090KA1993PLC159827


Regd Office: 601,5th Floor, Oxford Towers, opp to Leela Palace Hotel, Old Airport Road, Kodihalli Bangalore - 560008

CASH FLOW STATEMENT

Particulars	As at September 30, 2023	As at March 31, 2023
A. CASH FROM OPERATING ACTIVITIES	1,106,000	2,722,352
(Loss)/Profit before tax and extraordinary items		
Adjustment for:		
Finance costs recognised in profit or loss	-	4,578
Depreciation and amortisation of non-current assets	77,000	-
Impairment of non-current assets	-	-
Net foreign exchange (gain)/loss	-	-
	-	-
Operating Profit before Working Capital Changes	1,183,000	2,743,971
Movement for Working Capital:		
(Increase)/ decrease in trade and other receivables	-21,932,000	(26,914,367)
(Increase)/decrease in inventories	-3,329,000	(5,497,851)
(Increase)/ decrease in Short term loans & advances	10,644,000	(11,918,472)
(Increase)/decrease in other assets	11,348,000	(3,003,838)
Increase/ (Decrease) in trade and other payables	-5,532,000	5,532,644
Increase/(decrease) in provisions	-	(1,880,588)
(Decrease)/increase in deferred revenue		-
(Decrease)/increase in Current Tax liabilities	-1,768,000	2,255,588
(Decrease)/increase in Current liabilities	1,881,000	-
Cash generated from operations	-7,505,000	(38,682,912)
- Income taxes paid		-
Net Cash flow before extraordinary items	-7,505,000	(38,682,912)
-Extraordinary & Prior period items		-
NET CASH FROM OPERATING ACTIVITIES	-7,505,000	(38,682,912)
B. CASH FLOWS FROM INVESTING ACTIVITIES		
Payment towards acquisition of fixed assets	-	(260,250)
Proceeds / (Repayment) of Loans & advances	-	-
Payments for Investment Property	-19,292,000	(25,082,800)
Other non-current assets	-13,628,000	
Interest received	-	-
Net Cash provided by Investing Activities	-32,920,000	(25,343,050)
C. CASH FLOWS FROM FINANCING ACTIVITIES		
Issue of equity shares	90,000,000	-
Increase in Long Term Borrowings	-43,875,000	44,050,000
Interest	-	(4,578)
Net Cash provided / used by Financing Activities	46,125,000	44,045,422
Net Increase / (Decrease) in Cash & Cash equivalents - (a)	5,700,000	(19,980,517)
Opening cash & cash equivalents - (b)	852,157	20,832,674
Closing cash & cash equivalents - (a) + (b)	6,552,157	852,157

For and on behalf of the Board of Directors
Bandaram Pharma Packtech Limited
(Formerly Known as Shiva Medicare Limited)

B. Deepak Reddy
Managing Director
DIN: 07074102



Place: Hyderabad
Date: 14-11-2023

Bandaram Pharma Packtech Limited
(Formerly Known as Shiva Medicare Limited)
CIN: L93090KA1993PLC159827

Regd Office: 601,5th Floor, Oxford Towers, opp to Leela Palace Hotel, Old Airport Road, Kodihalli Bangalore - 560008

CONSOLIDATE BALANCE SHEET AS AT 30TH SEPTEMBER 2023

(Amount in lakhs)

	PARTICULARS	As at September 30, 2023	As at September 30, 2023 - Bandaram	As at September 30, 2023 - VSR	Eliminations	As at March 31, 2023
I	ASSETS:					
(1)	Non-current assets					
	(a) Property, plant and equipment	467.57	1.66	465.91		503.45
	(b) Right to use assets	-	-	-		-
	(c) Capital work in progress	-	-	-		-
	(d) Investments	192.92	443.75	-	250.83	-
	(e) Long-term loans and advances	6.50	-	6.50		-
	(f) Other non-current asset	137.82	136.28	1.54		8.04
	SUB TOTAL	804.81	581.69	473.95	250.83	511.49
(2)	Current assets					
	(a) Inventories	603.03	88.27	514.76		271.14
	(b) Financial assets	-	-	-		-
	(i) Cash and cash equivalents	72.55	65.52	7.03		-
	(ii) Bank Balances other than (i) above	-	-	-		15.69
	(iii) Trade Receivables	1,010.57	488.46	536.73	14.62	662.08
	(c) Current Tax Asset (Net)	-	-	-		-
	(d) Short-term loans & Advances	12.74	12.74	-		345.08
	(e) Other current assets	110.01	8.22	101.79		211.95
	SUB TOTAL	1,808.90	663.21	1,160.31	14.62	1,505.94
	TOTAL ASSETS	2,613.71	1,244.90	1,634.26	265.45	2,017.43
II	EQUITY AND LIABILITIES:					
	Equity					
	(a) Equity Share Capital	1,200.00	1,200.00	456.05		300.00
	(b) Other Equity	-	-	-		-
	Reserves and Surplus	7.98	18.46	7.53		8.29
	Minority interest	208.61	-	-		205.01
		1,416.59	1,218.46	463.58	-	513.30
	Liabilities					
(1)	Non Current Liabilities					
	(a) Financial Liabilities					
	(i) Borrowings	450.63	1.75	448.88		764.74
	(ii) Trade Payables	-	-	-		-
	(iii) Other financial liabilities	-	-	-		4.54
	(b) Provisions	-	-	-		-
	(i) Provision for Employee benefit	-	-	-		-
	(ii) Others	-	-	-		-
	(c) Deferred tax liabilities (Net)	5.98	-	5.98		0.00
	(d) Other non Current Liabilities	-	-	-		-
		456.61	1.75	454.86	-	769.28
(2)	Current Liabilities					
	(a) Financial Liabilities	-	-	-		-
	(i) Borrowings	-	-	-		655.51
	(ii) Trade Payables	462.96	-	462.96		23.60
	(iii) Other financial liabilities	-	-	-		-
	(b) Other current liabilities	216.83	5.88	210.95		36.92
	(c) Provisions	-	-	-		18.81
	(d) Current tax liabilities(Net)	60.72	18.81	41.91		-
		740.51	24.69	715.82	-	734.84
	TOTAL EQUITY AND LIABILITIES	2,613.71	1,244.90	1,634.26	-	2,017.42

The notes are an integral part of the financial statements

As per our Report of even date

For M M REDDY & CO.,
Chartered Accountants
Firm Regn No. 010371S

M Madhusudhana Reddy
Partner
Membership No 213077

Place: Hyderabad
Date: 14.11.2023

For and on behalf of the Board of Directors

Bandaram Pharma Packtech Limited
(Formerly Known as Shiva Medicare Limited)

B. Deepak Reddy
Managing Director
DIN: 07074102




Minorities interest

Name of the member	Shareholding pattern	2022-23
Bandaram Pharma	55%	2,508,281
Others	45%	2,052,230
Total	100%	4,560,510

(in Rs.)

Minority Interest		
Capital	20,522,295	
Reserves and Surplus	(33,750)	(256,236)
Current Year Profit	372,600	230,560
Total Minority Interest	20,861,145	(25,676)

Deepak
2022



Bandaram Pharma Packtech Limited
(Formerly Known as Shiva Medicare Limited)
CIN: L93090KA1993PLC159827


Regd Office: 601,5th Floor, Oxford Towers, opp to Leela Palace Hotel, Old Airport Road, Kodihalli Bangalore - 560008


Consolidated STATEMENT OF CASH FLOWS FOR THE YEAR ENDED 31st MARCH, 2023

Particulars	As at September 30, 2023	As at 31st March, 2023
A. CASH FLOW FROM OPERATING ACTIVITIES :		
Net profit before tax	19.35	32.56
Adjustment for:		
Depreciation and Amortisation	35.93	58.00
Preliminary Expenses Written off	-	-
Interest Earned	-	-
Interest & Finance Charges	45.64	43.23
Operating Profit before Working Capital Changes	100.92	133.79
Movements in Working Capital:		
Decrease/(Increase) in Inventories	-	(54.98)
Decrease/(Increase) in Trade Receivables	-329.88	(269.14)
Decrease/(Increase) in Short term loans & advances	332.34	(120.17)
Decrease/(Increase) in Other Current Assets	102.09	(830.70)
Increase/(Decrease) in Provisions	-	(18.81)
Increase/(Decrease) in Short term borrowings	0	-
Increase/(Decrease) in Other current liabilities	228.10	705.15
Increase/(Decrease) in current tax liabilities	-7.99	-
Increase/(Decrease) in Trade Payables	-247.87	55.33
Change in Working Capital	-255.10	-399.53
Changes in non current assets and liabilities		
Decrease/(Increase) in loans & advances	-	-
Decrease/(Increase) in Long Term Provisions	-	-
Decrease/(Increase) in Other non Current Assets	-	289.59
Changes in non current assets and liabilities	-	289.59
Cash Generated From Operations	-154.18	(109.94)
Less: Taxes paid	-	-
Net Cash from operating activities(A)	-	(109.94)
B. CASH FLOW FROM INVESTING ACTIVITIES		
Payments for property, plant and equipment	-	(279.42)
Payments for investment property	-	(250.83)
Proceeds / (Repayment) of Loans & advances	192.92	-
Other Investment	-136.28	-
Proceeds from Long Term liabilities	-	-
Net cash used in Investing activities (B)	-329.20	(530.25)
C. CASH FLOW FROM FINANCING ACTIVITIES		
Increase / (Decrease) in Share Capital	900.00	49.65
Increase / (Decrease) in Borrowings	-314.11	440.50
Increase/(Decrease) in Minority Interest	0.00	-
Interest paid	-45.64	(43.23)
Net cash Flow from Financing Activities (C)	540.25	446.92
Net Increase/(Decrease) in cash & cash equivalents [A+B+C]	56.87	(193.27)
Cash & Cash equivalents at the begining of the year	15.69	208.96
Cash & Cash equivalents at the end of the year	72.56	15.69

The notes are an integral part of the financial statements
As per our Report of even date

For and on behalf of the Board of Directors
Bandaram Pharma Packtech Limited
(Formerly Known as Shiva Medicare Limited)


B. Deepak Prady
Managing Director
DIN: 07074102





M M REDDY & CO., Chartered Accountants

Phone: 040 - 23418836

40272617

Mobile: 9848271555

M M R Lion Corp, 4th Floor, HSR Eden, Beside Cream Stone, Road No. 2, Banjara Hills, Hyderabad – 500034.TS. E-mail: mmreddyandco@gmail.com

LIMITED REVIEW REPORT

To,
The Board of Directors,
BANDARAM PHARMA PACKTECH LIMITED


We have reviewed the accompanying statement of Un-audited Standalone Financial Results of **BANDARAM PHARMA PACKTECH LIMITED (formerly known as Shiva Medicare Limited)** for the quarter ended **30th September, 2023** attaching herewith, being submitted by the company pursuant to the requirements of Regulation 33 of the SEBI (Listing obligations and disclosure Requirements) Regulations, 2015, as amended.

The preparation of the statement in accordance with the recognition and measurement principles laid down in Indian Accounting Standard 34, Interim Financial Reporting (Ind AS 34) prescribed under Section 133 of the companies Act, 2013 read with Rule 3 of Companies (Indian Accounting Standard) Rules, 2015 is the responsibility of the company management and has been approved by the Board of Directors of the Company. Our Responsibility is to express a conclusion on the statement based on our review.

We conducted our review in accordance with the Standard on Review Engagement (SRE) 2410, Review of Interim Financial information performed by the Independent auditor of the Entity issued by the Institute of Chartered Accountants of India. This standard requires that we plan and perform the review to obtain moderate assurance as to whether the financial statements are free of material misstatement. A review is limited primarily to inquiries of Company personnel and analytical procedures applied to financial data and thus provide less assurance than an audit. We have not performed an audit and accordingly, we do not express an audit opinion.

Based on our review conducted as above, nothing has come to our attention that causes us to believe that the accompanying statement, prepared in accordance with the recognition and measurement principles laid down in the applicable Indian Accounting Standards ("Ind AS") specified under section 133 of the Companies Act, 2013, read with relevant rules issued there under and other recognized accounting practices and policies has not disclosed the information required to be disclosed in terms of Regulation 33 of the SEBI (Listing Obligations and Disclosure Requirements) Regulations, 2015, as amended including the manner in which it is to be disclosed, or that it contains any material misstatement.

For M M REDDY & CO.,
Chartered Accountants
Firm Regn No 0103715



M Madhusudhana Reddy
Partner

Membership No 213077

UDIN: 23213077BGTRSQ1180

Place: Hyderabad
Date: 14-11-2023





M M REDDY & CO.,
Chartered Accountants

Phone: 040 - 23418836

40272617

Mobile: 9848271555

M M R Lion Corp, 4th Floor, HSR Eden, Beside Cream Stone, Road No. 2, Banjara Hills, Hyderabad – 500034.TS. E-mail: mmreddyandco@gmail.com

Independent Auditor's Review Report on Interim Consolidated Financial Results of the Company Pursuant to the Regulation 33 of the SEBI (Listing Obligations and Disclosure Requirements) Regulations, 2015

To

Board of Directors of

M/s. BANDARAM PHARMA PACKTECH LIMITED

We have reviewed the quarterly Consolidated Unaudited Financial Results of **BANDARAM PHARMA PACKTECH LIMITED (formerly known as Shiva Medicare Limited)** ("The Company") and its subsidiaries (Collectively referred to as Group) for the quarter ended 30th September, 2023 attached herewith, being submitted by the company pursuant to the requirement of Regulation 33 of the SEBI (Listing Obligations and Disclosure Requirements) Regulations, 2015 as amended.

These quarterly consolidated financial results as well have been prepared on the basis of the consolidated interim financial statements, which are the responsibility of the company's management. Our responsibility is to express an opinion on these Consolidated financial results based on our audit of such Consolidated interim financial statements, which have been prepared in accordance with the recognition and measurement principles laid down in Indian Accounting Standard 34 "Interim Financial Reporting" (Ind AS 34), prescribed, under Section 133 of the Companies Act, 2013 read with relevant rules issued there under; or by the Institute of Chartered Accountants of India, as applicable and other accounting principles generally accepted in India.

We conducted our review of the Statement in accordance with the standard on Review Engagements (SRE) 2410 "Review of Interim Financial Information Performed by the Independent Auditor of the Entity," issued by the Institute of Chartered Accountants of India (ICAI). A review of interim financial information consists of making inquiries, primarily of parent's personnel responsible for financial and accounting matters, and applying analytical and other review procedures. A review is substantially less in scope than an audit conducted in accordance with Standards on Auditing specified under Section 143(10) of the Companies Act, 2013 and consequently does not enable us to obtain assurance that we would become aware of all significant matters that might be identified in an audit. Accordingly, we do not express an audit opinion.



Flat No.G8, Vamshee Richfield Apartments,
Outer Ring Road, Marathahalli, Opp. Kalamandir,
Bangalore - 560037. Mob: 9008100228

T2, Maruti Residency, Beside K.L. University,
Opp. Aravinda School, Tadepalli, Guntur Dist.,
Andhra Pradesh Pin-522501.

Attention is drawn to the statement which states that the Consolidated figures for the Corresponding quarters ended September 30,2021 and June 30, 2022 as reported in the accompanying Statement have been approved by the Parent's Board of Directors, but have not been subjected to review.

We also performed procedures in accordance with the circular issued by the SEBI under Regulation 33(8) of the SEBI (Listing Obligations and Disclosure Requirements) Regulations, 2015 as amended, to the extent applicable.

We did not review the interim financial information of Subsidiary company which are included in the consolidated quarterly unaudited financial results, whose consolidated interim financial information reflects, total revenues of VSR Paper and Packaging Limited is Rs. 382.01 Lakhs for the quarter ended 30th September, 2023, total net profit of VSR Paper and Packaging Limited is Rs. 6.39 Lakhs and total comprehensive income/(loss) of VSR Paper and Packaging Limited is Rs.6.39 Lakhs for the quarter ended September 30, 2023. These interim financial information has been reviewed by other Auditors whose reports have been furnished to us by management and our conclusion on the statement, in so far as it relates to the amounts and disclosures included in respect of these subsidiaries, based solely on the reports of the other auditors.

In our opinion and to the best of our information and according to the explanations given to us these quarterly financial results:

- I. Include the quarterly financial results of the following entities: -
 - a) VSR Paper and Packaging Limited (Holding 55%)
- II. are presented in accordance with the requirements of Regulation 33 of the SEBI (Listing Obligations and Disclosure Requirements) Regulations, 2015 in this regard;

For M M REDDY & CO.

Chartered Accountants

Firm Registration No.010371S

M. Madhusudhana Reddy
Partner

Membership No.213077

UDIN: 23213077BGTRSR5344



Place: Hyderabad

Date: 14-11-2023