



# Urja Global Ltd.

(AN ISO 9001 Co.)  
CIN No. L67120DL1992PLC048983

Date: 18<sup>th</sup> November, 2020

**BSE Limited**  
Phirozejeebhoy Towers  
25<sup>th</sup> Floor, Dalal Street  
Mumbai - 400001  
BSE Scrip Code- 526987

**National Stock Exchange of India Limited**  
Exchange Plaza, C-1, Block G,  
Bandra Kurla Complex,  
Bandra(E), Mumbai-400051  
NSE Symbol -URJA

**Sub: Intimation Under Regulation 30 of SEBI (Listing Obligations and Disclosure requirements), 2015**

Dear Sir,

This is with reference to our earlier intimation dated 12<sup>th</sup> November, 2020 regarding outcome of Board meeting under Regulation 30 & Regulation 33 of SEBI (Listing Obligations & Disclosure Requirements), 2015.

We hereby inform you that the board at their meeting held on 11<sup>th</sup> November, 2020 at 11:30 A.M. has approved and taken on record the Un-audited financial results for the quarter & half-year ending on 30<sup>th</sup> September, 2020.

We further hereby inform you that the meeting continued till the next day of 12<sup>th</sup> November, 2020 due to Non-availability of Limited Review report on time Therefore, the meeting has concluded on 12<sup>th</sup> November, 2020 at 12:30 P.M.

We further hereby inform you that there was some clerical mistake with respect to signing date of financial results. The Actual Signing date is 11<sup>th</sup> November, 2020 instead of 11<sup>th</sup> September, 2020 which was a clerical mistake.

Thanking you,

**FOR URJA GLOBAL LIMITED**



**Niyukti Singh**  
Company Secretary & Compliance Officer



Regd. Off. 487/63, 1st floor, National Market,  
Peeragarhi, New Delhi-110087

☎ 11-25279143, 45588275  
☎ Fax: 11-25279143

✉ info@urjaglobal.in  
www.urjaglobal.in



**ASHM & ASSOCIATES**

Chartered Accountants

**Independent Auditor's Review Report on Quarterly Un-Audited Standalone Financial Results of Urja Global Limited pursuant to the Regulation 33 of the SEBI (Listing Obligations and Disclosure Requirements) Regulations, 2015 (as amended)**

To

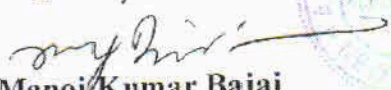
**The Board of Directors of  
Urja Global Limited**

1. We have reviewed the accompanying Statement of Standalone Un-Audited Financial Results ("the Statement") of **Urja Global Limited** ("the Company") for the quarter ended 30<sup>th</sup> September, 2020 being submitted by the company pursuant to the requirement of Regulation 33 of the SEBI (Listing Obligations and Disclosure Requirements) Regulations, 2015 (as amended) including relevant circulars issued by the SEBI from time to time.
2. The Statement which is the responsibility of the Company's Management and approved by the Company's Board of Directors, has been prepared in accordance with the recognition and measurement principles laid down in Indian Accounting Standard 34, Interim Financial Reporting ('Ind AS 34'), prescribed under Section 133 of the Companies Act, 2013 ('the Act'), and as per the presentation requirements of SEBI Circular CIR/CFD/FAC/62/2016 dated 5 July 2016, (hereinafter referred to as 'the SEBI Circular'), and other accounting principles generally accepted in India. Our responsibility is to express a conclusion on the Statement based on our review.



3. We conducted our review of the Statement in accordance with the Standard on Review Engagements (SRE) 2410, Review of Interim Financial Information Performed by the Independent Auditor of the Entity, issued by the Institute of Chartered Accountants of India. A review of interim financial information consists of making inquiries, primarily of persons responsible for financial and accounting matters, and applying analytical and other review procedures. A review is substantially less in scope than an audit conducted in accordance with the Standards on Auditing specified under section 143(10) of the Act, and consequently, does not enable us to obtain assurance that we would become aware of all significant matters that might be identified in an audit. Accordingly, we do not express an audit opinion.
4. Based on our review conducted as above, nothing has come to our attention that causes us to believe that the accompanying Statement, prepared in accordance with the recognition and measurement principles laid down in Ind AS 34, prescribed under Section 133 of the Act, and as per the presentation requirements of the SEBI Circular, and other accounting principles generally accepted in India, has not disclosed the information required to be disclosed in accordance with the requirements of Regulation 33 of the SEBI (Listing Obligations and Disclosure Requirements) Regulations, 2015 (as amended), including the manner in which it is to be disclosed, or that it contains any material misstatement.

**For ASHM & Associates**  
**Chartered Accountants**  
**Reg No. 005790C**

  
**Manoj Kumar Bajaj**  
**Partner**  
**M. No. 091107**



**UDIN:20091107AAAAAQ5198**

**Place: New Delhi**

**Date:11.11.2020**





# Urja Global Ltd.

(AN ISO 9001 Co.)

CIN No. L67120DL1992PLC048983

## URJA GLOBAL LIMITED

Regd. Office : 487/63, 1st Floor, National Market, Peeragarhi, New Delhi-110087. CIN-L67120DL1992PLC048983  
Unaudited Standalone Financial Results for the Quarter ended on 30th Sep' 2020

S.No.	Particulars	Quarter ended			Half Year ended		Year ended
		30.09.2020	30.06.2020	30.09.2019	30.09.2020	30.09.2019	31.03.2020
		Un-Audited					Audited
I	Revenue from Operation	3,239.77	1,976.18	3,410.19	5,215.95	8,105.63	14,455.89
II	Other Income	41.01	46.73	32.49	87.74	74.68	180.44
III	<b>Total Revenue (I+II)</b>	<b>3,280.78</b>	<b>2,022.90</b>	<b>3,442.68</b>	<b>5,303.69</b>	<b>8,180.31</b>	<b>14,636.32</b>
IV	<b>Expenses</b>						
	Cost of materials consumed	-	-	-	-	-	-
	Purchases of stock-in-trade	3,287.39	1,483.44	3,831.97	4,770.83	8,951.12	14,857.17
	Changes in inventories of finished goods, work-in-progress and stock-in-trade	(94.31)	464.16	(466.00)	369.85	(950.88)	(598.90)
	Employee benefits expenses	31.45	8.10	19.76	39.55	57.79	88.54
	Finance Cost	0.05	0.05	0.07	0.10	0.14	1.28
	Depreciation and amortisation expense	0.37	0.37	0.38	0.74	0.75	1.48
	Other expenses	11.07	14.06	9.21	25.13	32.91	62.28
	<b>Total Expenses</b>	<b>3,236.02</b>	<b>1,970.17</b>	<b>3,395.39</b>	<b>5,206.20</b>	<b>8,091.83</b>	<b>14,411.86</b>
V	<b>Profit / (Loss) before Exceptional and extraordinary items and tax (III-IV)</b>	<b>44.76</b>	<b>52.73</b>	<b>47.29</b>	<b>97.49</b>	<b>88.49</b>	<b>224.46</b>
VI	Exceptional Items	-	-	-	-	-	-
VII	<b>Profit/(Loss) from Ordinary Activities before tax (V-VI)</b>	<b>44.76</b>	<b>52.73</b>	<b>47.29</b>	<b>97.49</b>	<b>88.49</b>	<b>224.46</b>
VIII	Extraordinary items	-	-	-	-	-	-
IX	<b>Profit / (Loss) before tax (VII-VIII)</b>	<b>44.76</b>	<b>52.73</b>	<b>47.29</b>	<b>97.49</b>	<b>88.49</b>	<b>224.46</b>
X	<b>Tax Expenses</b>						
	(1) Current tax	-	-	-	-	-	63.32
	(2) Deferred tax	-	-	-	-	-	0.14
XI	<b>Profit / (Loss) for the period from continuing operations (IX-X)</b>	<b>44.76</b>	<b>52.73</b>	<b>47.29</b>	<b>97.49</b>	<b>88.49</b>	<b>161.00</b>
XII	Profit / (Loss) from discontinuing operations (before tax)	-	-	-	-	-	-
XIII	Tax expense of discontinuing operations	-	-	-	-	-	-
XIV	<b>Profit / (Loss) from discontinuing operations (after tax)</b>	<b>-</b>	<b>-</b>	<b>-</b>	<b>-</b>	<b>-</b>	<b>-</b>
XV	<b>Net profit/ (Loss) for the year ended</b>	<b>44.76</b>	<b>52.73</b>	<b>47.29</b>	<b>97.49</b>	<b>88.49</b>	<b>161.00</b>
XVI	Share of profit/ (loss) of association	-	-	-	-	-	-
XVII	Minority Interest	-	-	-	-	-	-
XVIII	<b>Net profit/ (Loss) after taxes, minority interest and share of profits/ (loss) of associates</b>	<b>44.76</b>	<b>52.73</b>	<b>47.29</b>	<b>97.49</b>	<b>88.49</b>	<b>161.00</b>
XIX	Other Comprehensive Income	-	-	-	-	-	-
XX	<b>Total Comprehensive Income for the period (after tax)</b>	<b>44.76</b>	<b>52.73</b>	<b>47.29</b>	<b>97.49</b>	<b>88.49</b>	<b>161.00</b>
XXI	Paid up equity share capital (face value of Rs 1/-)	5072.06	5072.06	5,072.06	5,072.06	5,072.06	5072.06
XXII	Reserve excluding revaluation reserve as per balance sheet of Previous accounting year	-	-	-	-	-	7565.34
XXIII	<b>Earning per share (of Rs1. each) not annualised</b>						
	(1) Basic	0.009	0.010	0.009	0.019	0.017	0.032
	(2) Diluted	0.009	0.010	0.009	0.019	0.017	0.032

### Notes :

- The Financial Results have been prepared in accordance with the recognition and measurement principles of applicable Indian Accounting Standards (Ind AS) notified under the Companies (Indian Accounting Standards) Rules, 2015 as amended as specified in section 133 of the Companies Act, 2013.
- Previous period's figures have been regrouped / reclassified, wherever necessary to correspond with the current period's classification / disclosure.
- Provision for Income Tax shall be made at the end of the year.
- EPS has been calculated in accordance with Ind AS 33 as notified by the Ministry of Corporate Affairs (MCA) in the Companies (Indian Accounting Standards) Rules, 2015 as amended as specified in section 133 of the Companies Act, 2013.
- The above financial results were reviewed and recommended by the Audit Committee and approved by the Board of Directors at their meeting held on 11 Nov 2020

The Company has considered the possible effects that may result from the pandemic relating to COVID-19. The Company has performed sensitivity analysis on the assumptions used and based on current indicators of future economic conditions. In developing the assumptions relating to the possible future uncertainties in the global economic conditions because of this pandemic, the Company, as at the date of approval of these financial results has used internal and external sources on the expected future performance of the Company.

For Urja Global Limited

Dheeraj Kumar Shishodia  
Managing Director  
DIN: 07847284



Place: New Delhi  
Date: 11th Nov 2020



Regd. Off. 487/63, 1st floor, National Market,  
Peeragarhi, New Delhi-110087

☎ 11-25279143, 45588275  
☎ Fax : 11-25279143

✉ info@urjaglobal.in  
www.urjaglobal.in



**Urja Global Limited**  
**Standalone Statement of Assets and liabilities**

Rupees in lacs

Particulars	September 30, 2020	March 31, 2020
	Un-Audited	Audited
<b>ASSETS</b>		
<b>Non-current assets</b>		
(a) Property, Plant and Equipment	4,641.35	4,642.09
(b) Financial Assets		
(i) Investments	5,330.33	5,330.33
(ii) Loans	-	-
(iii) Other Financial Assets	0.30	0.30
(c) Other Non Current Assets	5.10	5.10
(d) Deferred Tax Assets	0.10	0.10
<b>Current assets</b>		
(a) Financial Assets		
(i) Loans	1,959.06	2,416.97
(ii) Cash and cash equivalents	2.62	35.98
(iii) Other Bank Balances	5.75	5.67
(iv) Trade Receivables	35,115.83	29,829.80
(v) Inventories	383.18	753.05
(vi) Other Financial Assets	-	-
(b) Other Current Assets	21.33	82.21
(c) Current Tax Assets	-	-
<b>Total Assets</b>	<b>47,464.95</b>	<b>43,101.60</b>
<b>EQUITY AND LIABILITIES</b>		
<b>Equity</b>		
(a) (i) Equity Share Capital	5,072.06	5,072.06
(b) Other Equity	7,662.82	7,565.34
<b>Liabilities</b>		
<b>Non-Current liabilities</b>		
(a) Deferred Tax Liabilities	-	-
<b>Current liabilities</b>		
(a) Financial Liabilities		
(i) Loans	32.36	32.58
(ii) Trade Payables	33,918.24	29,568.54
(iii) Other Financial Liabilities	524.06	519.03
(b) Other Current Liabilities	-	-
(c) Current Tax Liabilities	255.41	344.05
<b>Total Equity and Liabilities</b>	<b>47,464.95</b>	<b>43,101.60</b>



Urja Global Limited

Standalone Cash Flow Statement for the half year ended 30th September 2020

Rupees in lacs

	Particulars	30.09.2020	30.09.2019
<b>A</b>	<b>CASH FLOW FROM OPERATING ACTIVITIES</b>		
	Profit before tax	97.49	88.49
	Adjustments for :		
	Interest Income & other Non-cash Income	87.74	74.67
	Interest Expenses	0.10	0.14
	Depreciation	0.73	0.22
	<b>Operating Profit before Working Capital Changes</b>	<b>10.58</b>	<b>14.17</b>
	Adjustment for :-		
	(Increase)/Decrease in Loans	457.92	37.74
	(Increase)/Decrease in Other Bank Balances	(0.08)	(0.16)
	(Increase)/Decrease in Trade Receivables	(5,286.03)	(5,401.85)
	(Increase)/Decrease in Inventories	369.86	(950.88)
	(Increase)/Decrease in Other Assets	60.88	0.38
	Increase/(Decrease) in Loans	(0.22)	454.08
	Increase/(Decrease) in Trade Payables	4,349.70	5,825.62
	Increase/(Decrease) in Financial liabilities	5.04	30.38
	Increase/(Decrease) in other current liabilities	-	(71.76)
	Increase/(Decrease) in Current tax liabilities	(88.64)	(1.95)
	<b>Cash Generated from Operations</b>	<b>(120.99)</b>	<b>(64.23)</b>
	<b>NET CASH FROM OPERATING ACTIVITIES (A)</b>	<b>(120.99)</b>	<b>(64.23)</b>
<b>B</b>	<b>CASH FLOW FROM INVESTING ACTIVITIES</b>		
	Interest Income	87.74	74.67
	<b>NET CASH FROM INVESTING ACTIVITIES (B)</b>	<b>87.74</b>	<b>74.67</b>
<b>C</b>	<b>CASH FLOW FROM FINANCING ACTIVITIES ( C )</b>		
	Finance Cost : Interest Expense	(0.10)	(0.14)
	<b>NET CASH FROM FINANCING ACTIVITIES (C)</b>	<b>(0.10)</b>	<b>(0.14)</b>
	<b>Net Increase/(Decrease) in Cash and Cash Equivalents (A+B+C)</b>	<b>(33.35)</b>	<b>10.30</b>
	Opening Balance of Cash and Cash Equivalents	35.98	1.46
	Closing Balance of Cash and Cash Equivalents	2.62	11.76
	<b>NET INCREASE/DECREASE IN CASH AND CASH EQUIVALENT</b>	<b>(33.35)</b>	<b>10.30</b>







**ASHM & ASSOCIATES**

Chartered Accountants

**Independent Auditor's Report on Quarterly Un-Audited Consolidated Financial Results of Urja Global Limited pursuant to the Regulation 33 of the SEBI (Listing Obligations and Disclosure Requirements) Regulations, 2015 (as amended)**

To

**The Board of Directors of**

**Urja Global Limited**

1. We have reviewed the accompanying Statement of Un-Audited Consolidated Financial Results ("the Statement") of **Urja Global Limited** ("the holding company") and its subsidiaries (the holding company and its subsidiaries together referred to as "the Group"), for the Quarter ended 30<sup>th</sup> September, 2020, being submitted by the holding company pursuant to the requirements of Regulation 33 of the SEBI (Listing Obligations and Disclosure Requirements) Regulations, 2015 as amended including relevant circulars issued by the SEBI from time to time.
2. This Statement, which is the responsibility of the Holding Company's Management and approved by the Holding Company's Board of Directors, has been compiled from the related interim consolidated financial statements/ interim consolidated financial information which has been prepared in accordance with the recognition and measurement principles laid down in Indian Accounting Standard 34 "Interim Financial Reporting" ("Ind AS 34") prescribed under Section 133 of the Companies Act, 2013, and as per the presentation requirements of SEBI Circular CIR/CFD/FAC/62/2016 dated 5 July 2016 (hereinafter referred to as 'the SEBI Circular) and other accounting principles generally accepted in India. Our responsibility is to express an opinion on the Statement based on our audit of such interim consolidated Financial Statements/Interim Consolidated Financial Information.

3. We conducted our review of the statement in accordance with the Standard on Review Engagements (SRE 2410), Review of Interim Financial Information Performed by the Independent Auditor of the entity issued by the Institute of Chartered Accountants of India. A review of interim financial information consists of making inquiries, primarily for persons responsible for financial and accounting matters, and applying analytical and other review procedures. A review is substantially less in scope than an audit conducted in accordance with the Standards on Auditing specified under section 143(10) of the Act, and consequently, does not enable us to obtain assurance that we would become aware of all significant matters that might be identified in an audit. Accordingly we do not express an audit opinion.

We also performed procedures in accordance with the SEBI Circular CIR/CFD/CMD1/44/2019 dated 29<sup>th</sup> March, 2019 issued by the SEBI under Regulation 33(8) of the SEBI (Listing Obligations and Disclosure Requirements) Regulations, 2015, as amended, to the extent applicable. We believe that the audit evidence obtained by us and the audit evidence obtained by the branch auditors and other auditors in terms of their reports referred to is sufficient and appropriate to provide a basis for our audit opinion.

#### **4. Other Matters**

We did not audit the interim financial statements/financial information/financial results of 3(Three) subsidiaries included in the consolidated financial results, whose interim financial statements / financial information/financial results reflect total assets of Rs. 6005.61 lakhs as at 30<sup>th</sup> September, 2020 and total revenues of Rs. 272.86 lakhs for the half yearly ended 30<sup>th</sup> September, 2020. These financial statements / financial information/financial results have been audited by other auditors whose reports have been furnished to us by the Management and our opinion on the consolidated financial results, in so far as it relates to the amounts and disclosures included in respect of these subsidiaries, associates and joint ventures, is based solely on the reports of the other auditors and the procedures performed by us as stated in paragraph 3 above.

5. In our opinion and to the best of our information and according to the explanations given to us, and based on the consideration of the reports of the other auditors on separate financial



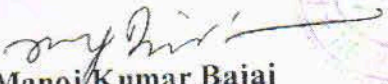
statements/ financial information of branches and joint operations of the Group, subsidiaries, associates and joint ventures referred to as specified, the Statement:

Includes the results of the following entities:

- I. Urja Batteries Limited
- II. Sahu Minerals and Properties Limited
- III. Urja Digital World Ltd.

- (i) Is presented in accordance with the requirements of Regulation 33 of the SEBI (Listing Obligations and Disclosure Requirements) Regulations, 2015, as amended; and
- (ii) Gives a true and fair view in conformity with the recognition and measurement principles laid down in the aforesaid Indian Accounting Standards and other accounting principles generally accepted in India of the consolidated financial statements/ financial information/ financial results of the Group for the Quarter and half year ended September 30, 2020.

**For ASHM & Associates**  
**Chartered Accountants**  
**Reg No. 005790C**

  
**Manoj Kumar Bajaj**  
**Partner**  
**M. No. 091107**



**UDIN:20091107AAAAAR5717**

**Place: New Delhi**

**Date:11.11.2020**



# Urja Global Ltd.

(AN ISO 9001 Co.)

CIN No. L67120DL1992PLC048983

## URJA GLOBAL LIMITED

Regd. Office : 487/63, 1st Floor, National Market, Peeragarhi, New Delhi-110087. CIN-L67120DL1992PLC048983

### Unaudited Consolidated Financial Results for the Quarter ended on 30th Sep' 2020

S.No.	Particulars	Quarter ended			Half Year ended		Year ended
		30.09.2020	30.06.2020	30.09.2019	30.09.2020	30.09.2019	31.03.2020
		Un-Audited					Audited
I	Revenue from Operation	3,512.63	2,106.12	4,196.93	5,618.75	9,376.43	16,356.14
II	Other Income	41.01	46.73	32.49	87.74	74.68	180.44
III	<b>Total Revenue (I+II)</b>	<b>3,553.64</b>	<b>2,152.85</b>	<b>4,229.42</b>	<b>5,706.49</b>	<b>9,451.11</b>	<b>16,536.58</b>
IV	<b>Expenses</b>						
	Cost of materials consumed	-	-	-	-	-	-
	Purchases of stock-in-trade	3,711.75	1,551.27	4,291.34	5,263.02	9,781.04	16,304.45
	Changes in inventories of finished goods, work-in-progress and stock-in-trade	(294.53)	494.78	(224.69)	200.25	(642.86)	(350.86)
	Employee benefits expenses	43.89	15.51	28.86	59.40	80.59	141.46
	Finance Cost	12.50	16.11	17.28	28.61	34.68	79.39
	Depreciation and amortisation expense	8.52	8.50	9.87	17.02	19.74	39.55
	Other expenses	51.01	22.03	32.60	73.04	72.47	146.82
	<b>Total Expenses</b>	<b>3,533.15</b>	<b>2,108.20</b>	<b>4,155.26</b>	<b>5,641.35</b>	<b>9,345.66</b>	<b>16,360.81</b>
V	<b>Profit / (Loss) before Exceptional and extraordinary items and tax (III-IV)</b>	<b>20.49</b>	<b>44.65</b>	<b>74.16</b>	<b>65.14</b>	<b>105.45</b>	<b>175.77</b>
VI	Exceptional Items	-	-	-	-	-	-
VII	<b>Profit/(Loss) from Ordinary Activities before tax (V-VI)</b>	<b>20.49</b>	<b>44.65</b>	<b>74.16</b>	<b>65.14</b>	<b>105.45</b>	<b>175.77</b>
VIII	Extraordinary items	-	-	-	-	-	-
IX	<b>Profit / (Loss) before tax (VII-VIII)</b>	<b>20.49</b>	<b>44.65</b>	<b>74.16</b>	<b>65.14</b>	<b>105.45</b>	<b>175.77</b>
X	<b>Tax Expenses</b>						
	(1) Current tax	-	-	-	-	-	63.32
	(2) Deferred tax	-	-	-	-	-	0.40
XI	<b>Profit / (Loss) for the period from continuing operations (IX-X)</b>	<b>20.49</b>	<b>44.65</b>	<b>74.16</b>	<b>65.14</b>	<b>105.45</b>	<b>112.06</b>
XII	Profit / (Loss) from discontinuing operations (before tax)	-	-	-	-	-	-
XIII	Tax expense of discontinuing operations	-	-	-	-	-	-
XIV	<b>Profit / (Loss) from discontinuing operations (after tax)</b>	<b>-</b>	<b>-</b>	<b>-</b>	<b>-</b>	<b>-</b>	<b>-</b>
XV	<b>Net profit/ (Loss) for the year ended</b>	<b>20.49</b>	<b>44.65</b>	<b>74.16</b>	<b>65.14</b>	<b>105.45</b>	<b>112.06</b>
XVI	Share of profit/ (loss) of association	-	-	-	-	-	-
XVII	Minority Interest	-	-	-	-	-	(0.08)
XVIII	<b>Net profit/ (Loss) after taxes, minority interest and share of profits/ (loss) of associates</b>	<b>20.49</b>	<b>44.65</b>	<b>74.16</b>	<b>65.14</b>	<b>105.45</b>	<b>112.14</b>
XIX	Other Comprehensive Income	-	-	-	-	-	-
XX	<b>Total Comprehensive Income for the period (after tax)</b>	<b>20.49</b>	<b>44.65</b>	<b>74.16</b>	<b>65.14</b>	<b>105.45</b>	<b>112.14</b>
XXI	<b>Paid up equity share capital (face value of Rs 1/- )</b>	<b>5,072.06</b>	<b>5,072.06</b>	<b>5,072.06</b>	<b>5,072.06</b>	<b>5,072.06</b>	<b>5,072.06</b>
XXII	Reserve excluding revaluation reserve as per balance sheet of Previous accounting year	-	-	-	-	-	11,342.05
XXIII	<b>Earning per share (of Rs1 each) not annualised</b>						
	(1) Basic	0.0040	0.0088	0.0146	0.0128	0.0208	0.0221
	(2) Diluted	0.0040	0.0088	0.0146	0.0128	0.0208	0.0221

#### Notes :

- The Financial Results have been prepared in accordance with the recognition and measurement principles of applicable Indian Accounting Standards (Ind AS) notified under the Companies (Indian Accounting Standards) Rules, 2015 as amended as specified in section 133 of the Companies Act, 2013.
- Previous period's figures have been regrouped / reclassified, wherever necessary to correspond with the current period's classification / disclosure.
- Provision for Income Tax shall be made at the end of the year.
- EPS has been calculated in accordance with Ind AS 33 as notified by the Ministry of Corporate Affairs (MCA) in the Companies (Indian Accounting Standards) Rules, 2015 as amended as specified in section 133 of the Companies Act, 2013.
- The above financial results were reviewed and recommended by the Audit Committee and approved by the Board of Directors at their meeting held on 11 Nov 2020.
- The Company has considered the possible effects that may result from the pandemic relating to COVID-19. The Company has performed sensitivity analysis on the assumptions used and based on current indicators of future economic conditions. In developing the assumptions relating to the possible future uncertainties in the global economic conditions because of this pandemic, the Company, as at the date of approval of these financial results has used internal and external sources on the expected future performance of the Company.

For Urja Global Limited

Dheeraj Kumar Shishodia  
Managing Director  
DIN: 07847284



Place: New Delhi  
Date: 11 Nov 2020



Regd. Off. 487/63, 1st floor, National Market,  
Peeragarhi, New Delhi-110087

11-25279143, 45588275  
Fax : 11-25279143


info@urjaglobal.in  
www.urjaglobal.in



**Urja Global Limited**  
**Consolidated Statement of Assets and liabilities**

Rupees in lacs

Particulars	September 30, 2020	March 31, 2020
	Un-Audited	Audited
<b>ASSETS</b>		
<b>Non-current assets</b>		
(a) Property, Plant and Equipment	9,306.40	9,337.56
(b) Goodwill	4,386.99	4,386.99
(c) Financial Assets		
(i) Investments	65.00	65.00
(ii) Loans	-	-
(iii) Other Financial Assets	0.30	0.30
(d) Other Non Current Assets	5.10	5.10
(e) Deferred Tax Assets	4.06	4.06
<b>Current assets</b>		
(a) Financial Assets		
(i) Loans	1,995.29	2,424.39
(ii) Cash and cash equivalents	5.28	38.59
(iii) Other Bank Balances	5.75	5.67
(iv) Trade Receivables	35,933.20	31,225.76
(v) Inventories	768.58	968.84
(vi) Other Financial Assets	-	-
(b) Other Current Assets	46.50	151.35
(c) Current Tax Assets	4.76	4.76
<b>Total Assets</b>	<b>52,527.23</b>	<b>48,618.38</b>
<b>EQUITY AND LIABILITIES</b>		
<b>Equity</b>		
(a) (i) Equity Share Capital	5,072.06	5,072.06
(b) Other Equity	11,407.59	10,405.01
(c) Non Controlling Interest	-	937.44
<b>Liabilities</b>		
<b>Non-Current liabilities</b>		
(a) Financial Liabilities		
(i) Loans	17.65	340.18
(ii) Borrowings	369.91	17.65
<b>Current liabilities</b>		
(a) Financial Liabilities		
(i) Loans	198.48	209.25
(ii) Trade Payables	34,595.72	30,657.26
(iii) Other Financial Liabilities	524.06	607.72
(b) Other Current Liabilities	86.23	27.75
(c) Current Tax Liabilities	255.53	344.05
<b>Total Equity and Liabilities</b>	<b>52,527.23</b>	<b>48,618.38</b>



Urja Global Limited

Consolidated Cash Flow Statement for the half year ended 30th September 2020

Rupees in lacs

Particulars	30.09.2020	30.09.2019
<b>A CASH FLOW FROM OPERATING ACTIVITIES</b>		
Profit before tax	65.14	108.45
Adjustments for :		
Interest Income & other Non-cash Income	87.74	74.67
Interest Expenses	28.61	34.68
Depreciaton	17.02	19.74
<b>Operating Profit before Working Capital Changes</b>	<b>23.03</b>	<b>88.21</b>
Adjustment for :-		
(Increase)/Decrease in Loans	429.09	16.08
(Increase)/Decrease in Other Bank Balances	(0.08)	(0.16)
(Increase)/Decrease in Trade Receivables	(4,707.44)	(6,390.98)
(Increase)/Decrease in Inventories	200.26	(642.86)
(Increase)/Decrease in Other Assets	104.85	20.12
Increase/(Decrease) in Loans	(333.30)	441.65
Increase/(Decrease) in Trade Payables	3,938.46	6,451.85
Increase/(Decrease) in Borrowings	352.26	-
Increase/(Decrease) in Financial liabilities	(83.66)	22.45
Increase/(Decrease) in other current liabilities	58.48	(40.75)
Increase/(Decrease) in Current tax liabilities	(89.39)	(1.95)
<b>Cash Generated from Operations</b>	<b>(107.44)</b>	<b>(36.34)</b>
<b>NET CASH FROM OPERATING ACTIVITIES (A)</b>	<b>(107.44)</b>	<b>(36.34)</b>
<b>B CASH FLOW FROM INVESTING ACTIVITIES</b>		
Sale of Fixed Assets/Investments	15.00	(0.53)
Interest Income	87.74	74.67
<b>NET CASH FROM INVESTING ACTIVITIES (B)</b>	<b>102.74</b>	<b>74.14</b>
<b>C CASH FLOW FROM FINANCING ACTIVITIES (C)</b>		
Finance Cost : Interest Expense	(28.61)	(34.68)
<b>NET CASH FROM FINANCING ACTIVITIES (C)</b>	<b>(28.61)</b>	<b>(34.68)</b>
<b>Net Increase/(Decrease) in Cash and Cash Equivalents (A+B+C)</b>	<b>(33.31)</b>	<b>3.12</b>
Opening Balance of Cash and Cash Equivalents	38.59	11.04
Closing Balance of Cash and Cash Equivalents	5.28	14.16
<b>NET INCREASE/DECREASE IN CASH AND CASH EQUIVALENT</b>	<b>(33.31)</b>	<b>3.12</b>

