



SUPRIYA LIFESCIENCE LTD.

Creating true values that bind global health

Date: January 21, 2022

To,

The Corporate Services Department,
Bombay Stock Exchange Limited
Phiroze Jeejeebhoy Towers,
Dalal Street,
Mumbai- 400 001
Scrip Code: 543434

Manager - Listing Department
The National Stock Exchange of India Ltd.
Exchange Plaza, Plot no. C/1, G Block,
Bandra-Kurla Complex
Bandra (E), Mumbai - 400 051
NSE Symbol: SUPRIYA

Dear Sir/Madam,

Subject: Investor Presentation

Pursuant to Regulation 30 of the SEBI (Listing Obligations and Disclosure Requirements) Regulations, 2015, we are enclosing the investor presentation.

You are requested to kindly take the same on record.

Thanking you,

For Supriya Lifescience Ltd

Shweta Singh
Company Secretary & Compliance Officer
Membership No.: A44973



Corporate Office : 207/208, Udyog Bhavan, Sonawala Road, Goregaon (East), Mumbai 400 063. Maharashtra, India.

Tel : +91 22 40332727 / 66942507 | Fax : +91 22 26860011

CIN: U51900MH2008PLC180452 | E-mail: supriya@supriyalifescience.com | Website: www.supriyalifescience.com

Factory

: A-5/2, Lote Parshuram Industrial Area, M.I.D.C., Tal.- Khed, Dist.- Ratnagiri, Pin: 415 722, Maharashtra, India.

Tel: +91 2356 272299 | Fax : +91 2356 272178 | E-Mail: factory@supriyalifescience.com

GOVT. RECOGNISED EXPORT HOUSE



**SUPRIYA
LIFESCIENCE LTD.**

Investor Presentation

Q3 FY2022

January 2022



Disclaimer

This presentation and the accompanying slides (the “Presentation”), which have been prepared by **Supriya Lifescience Limited** (the “Company”), have been prepared solely for information purposes and do not constitute any offer, recommendation or invitation to purchase or subscribe for any securities, and shall not form the basis or be relied on in connection with any contract or binding commitment whatsoever. No offering of securities of the Company will be made except by means of a statutory offering document containing detailed information about the Company.

This Presentation has been prepared by the Company based on information and data which the Company considers reliable, but the Company makes no representation or warranty, express or implied, whatsoever, and no reliance shall be placed on, the truth, accuracy, completeness, fairness and reasonableness of the contents of this Presentation. This Presentation may not be all inclusive and may not contain all of the information that you may consider material. Any liability in respect of the contents of, or any omission from, this Presentation is expressly excluded

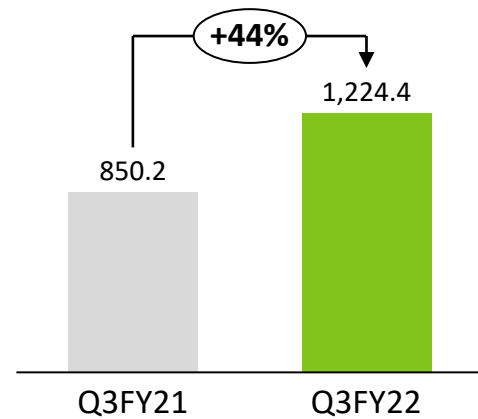
Certain matters discussed in this Presentation may contain statements regarding the Company’s market opportunity and business prospects that are individually and collectively forward-looking statements. Such forward-looking statements are not guarantees of future performance and are subject to known and unknown risks, uncertainties and assumptions that are difficult to predict. These risks and uncertainties include, but are not limited to, the performance of the Indian economy and of the economies of various international markets, the performance of the industry in India and world-wide, competition, the company’s ability to successfully implement its strategy, the Company’s future levels of growth and expansion, technological implementation, changes and advancements, changes in revenue, income or cash flows, the Company’s market preferences and its exposure to market risks, as well as other risks. The Company’s actual results, levels of activity, performance or achievements could differ materially and adversely from results expressed in or implied by this Presentation. The Company assumes no obligation to update any forward-looking information contained in this Presentation. Any forward-looking statements and projections made by third parties included in this Presentation are not adopted by the Company and the Company is not responsible for such third-party statements and projections.

Q3 FY22 Consolidated Financial Performance

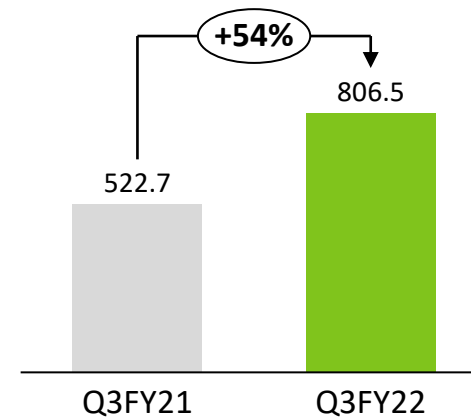


(in INR mn)

Total Income



Gross Profit



Total Income

Rs. 1,224.4 Mn



EBITDA

Rs. 438.2 Mn



PAT Margins

Q3 FY22

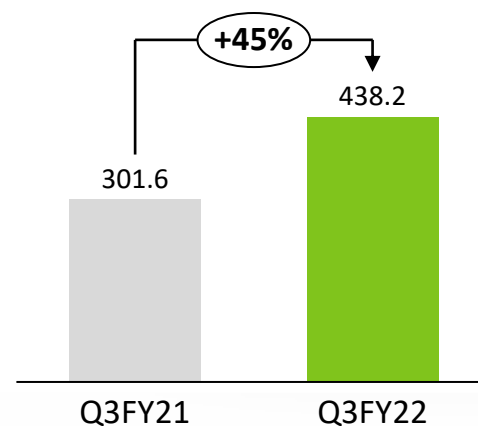
32%

Profit After Tax

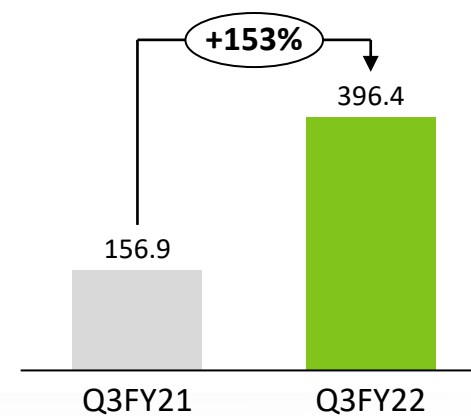
Rs. 396.4 Mn



EBIDTA



PAT



Key Highlights

- ✓ Increase in Q3 sales driven by higher penetration in regulated markets like Europe and Latin America
- ✓ Increase in Q3 sales driven by increase in Anesthetic , Anti-Asthmatic and Vitamin therapy

Q3 & 9M FY22 Consolidated Profit & Loss Statement

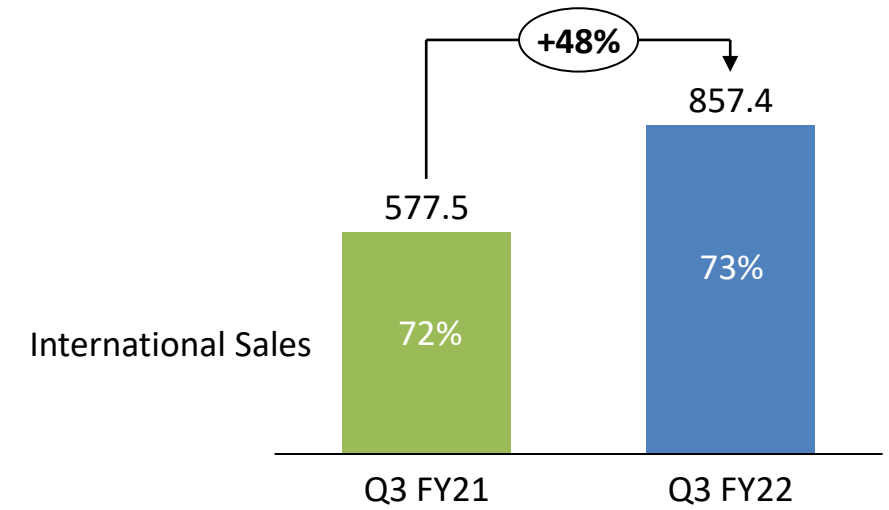
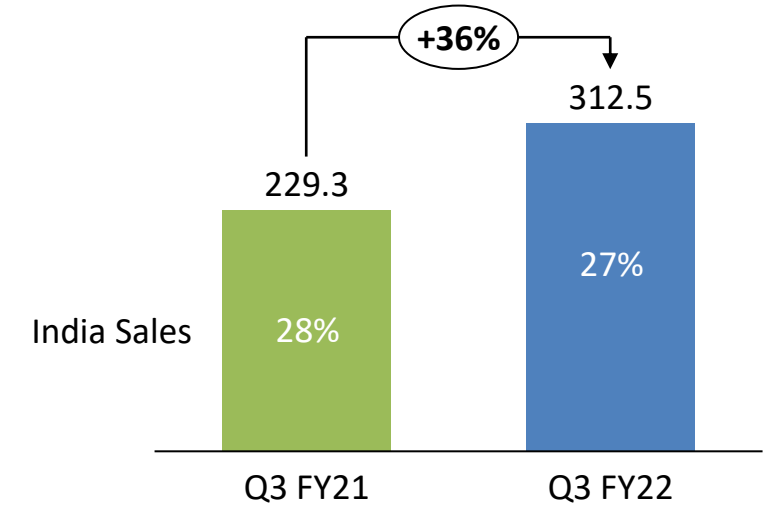

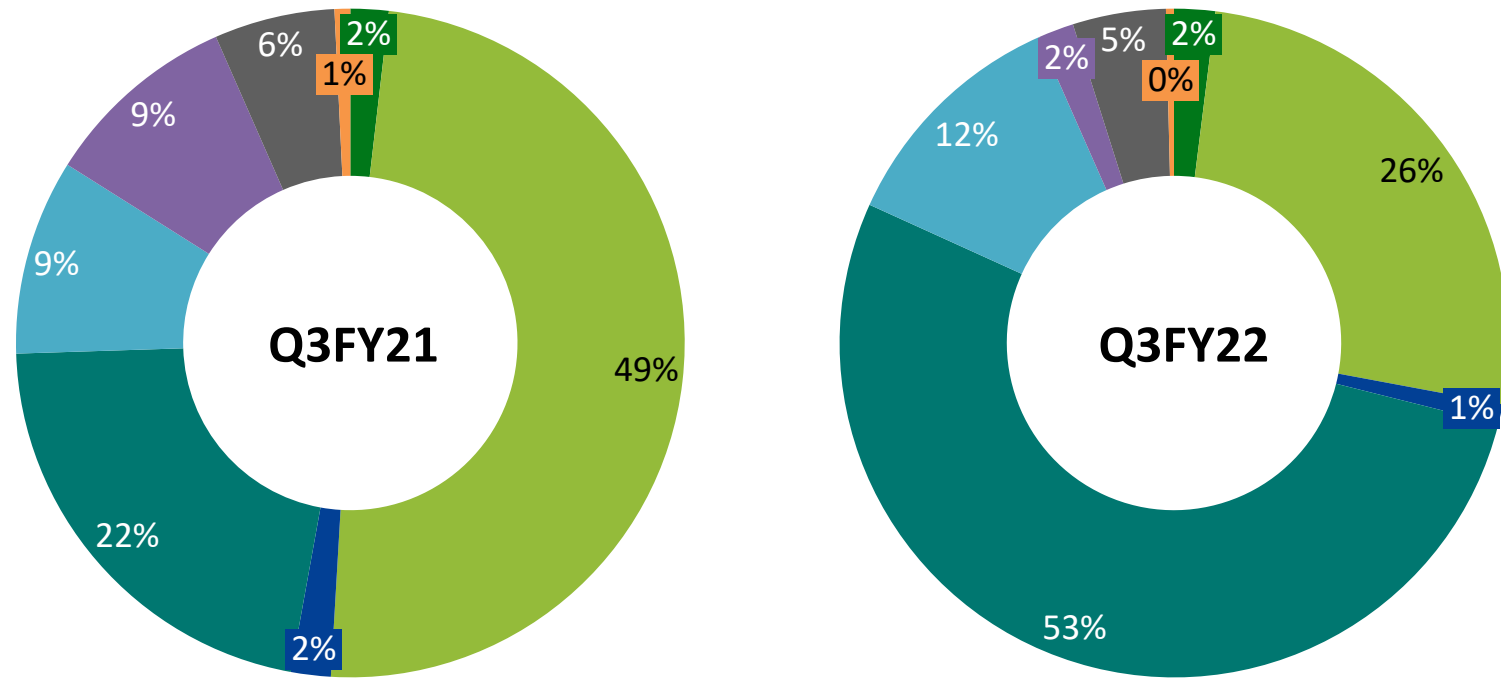
(in INR mn)

Particulars	Q3 FY22	Q3 FY21	Y-o-Y	Q2 FY22	Q-o-Q	9M FY22	9M FY21	Y-o-Y
Total Revenue	1,224.4	850.2	44%	1,511.8	-19%	3,525.0	2,663.2	32%
Cost of Materials Consumed	722.3	422.0	71%	464.4	56%	1,605.9	990.8	62%
Changes in Inventories of Finished Goods and Work in Progress	-304.4	-94.4		-28.2		-356.2	-6.7	
Gross Profit	806.5	522.7	54%	1,075.7	-25%	2,275.3	1,679.1	36%
GP %	66%	61%		71%		65%	63%	
Employee Benefits Expense	184.3	107.6		94.0		362.1	234.7	
Other Expenses	184.0	113.4		168.9		488.4	312.5	
EBITDA	438.2	301.6	45%	812.7	-46%	1,424.8	1,131.9	26%
EBITDA %	36%	35%		54%		40%	43%	
Depreciation and Amortisation Expense	26.0	47.9		24.6		75.4	49.8	
EBIT	412.2	253.7	62%	788.1	-47%	1,349.5	1,082.1	25%
Finance Costs	11.5	8.1		10.6		31.8	65.4	
Exceptional Items	-	-		-		-	-	
PBT	400.7	245.5	63%	777.5	-48%	1,317.6	1,016.7	30%
Total Tax Expense	4.3	88.6		195.3		261.7	265.8	
Profit for the year	396.4	156.9	153%	582.2	-32%	1,056.0	750.9	41%
PAT %	32%	18%		39%		30%	28%	
EPS	4.93	2.14		7.96		13.12	10.26	

Business Mix Revenue Contribution

(in INR mn)

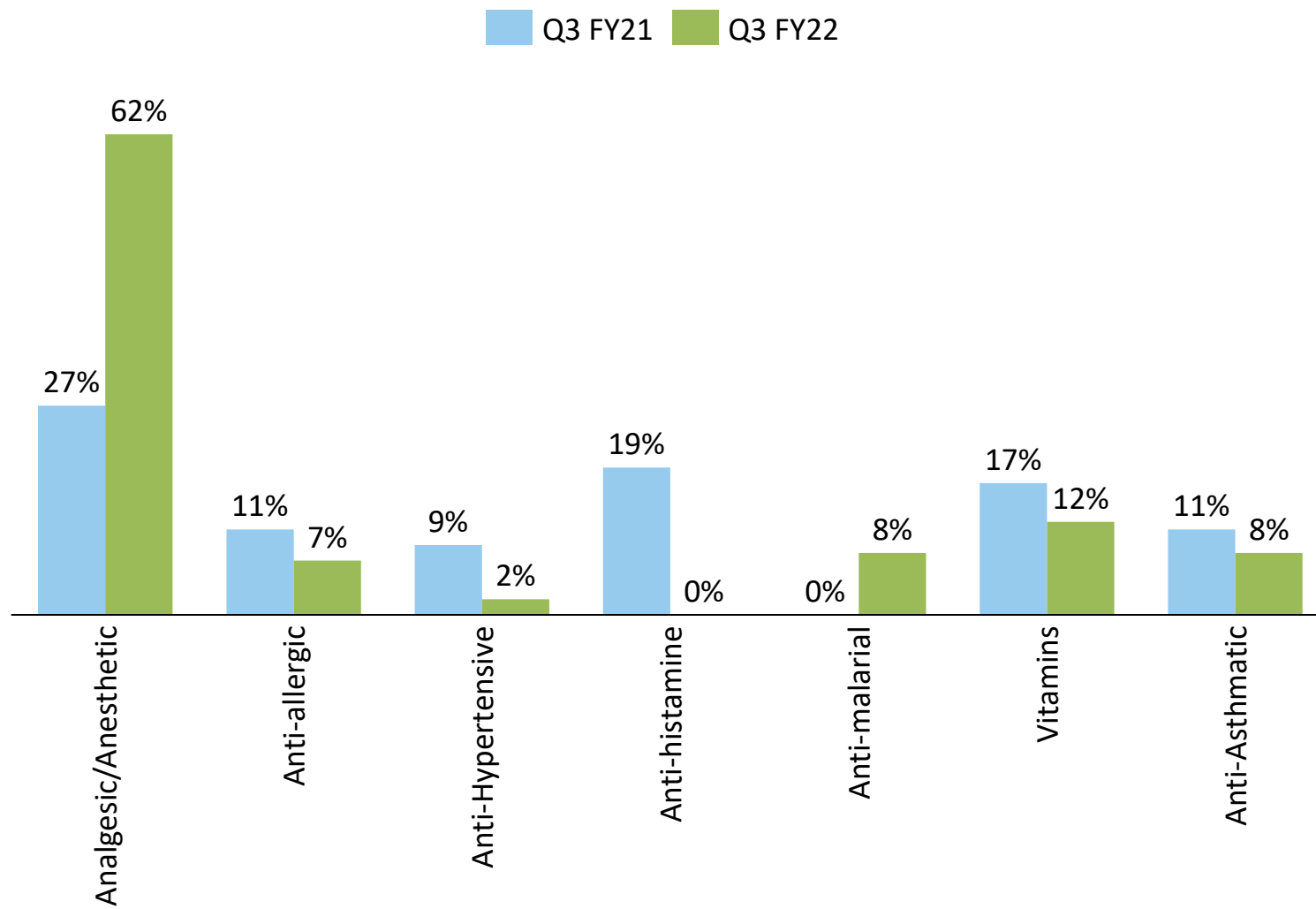
By Region



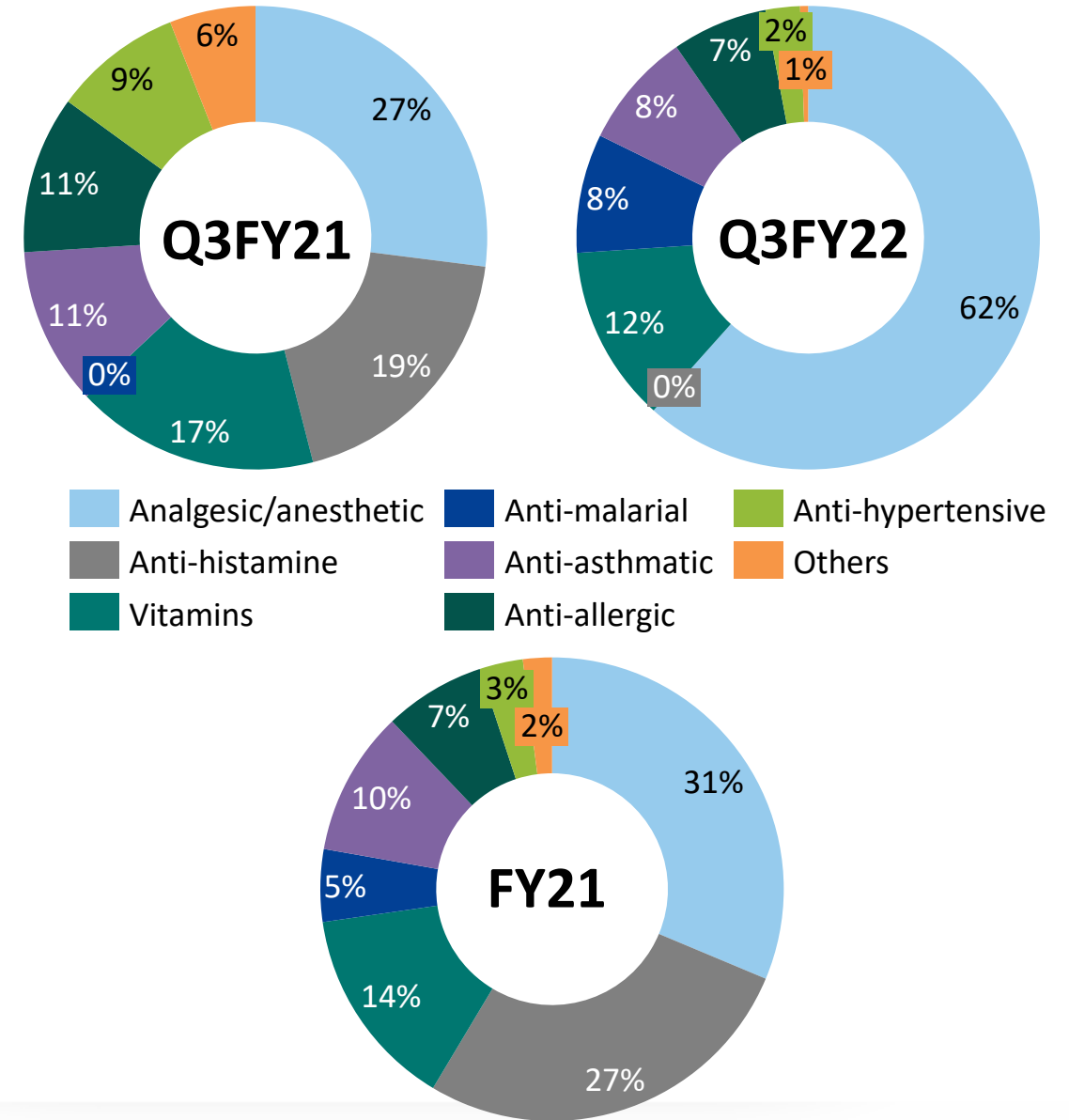
Business Mix Revenue Contribution

(in INR mn)

Performance of the therapeutic areas in Q3 FY22



By Therapy



CMD's Message



Dr. Satish Wagh, Chairman and Managing Director

“I would like to thank everyone for the overwhelming support we have received for our IPO . With this support and trust from the investors our IPO was oversubscribed by 71.47 times.

The company has shown consistent performance for 9 months FY22 with a total revenue of Rs 3,525.0 Mn with EBIDTA of Rs 1,424.8 Mn (40% of Revenue) and PAT of Rs 1,056.0 Mn (30% of revenue). The current quarter performance was driven by very strong demand for anaesthetic, anti-asthmatic and Vitamin products .

The Fourth manufacturing block at our site got operational in May'21. We have also commenced the work for the next manufacturing block which is expected to get operational by FY23. This block will add 310 KL capacity. Two new warehouses for Finished Goods and Raw materials will get operational by Q1 FY23. A new Quality Control laboratory along with state-of-the-art R&D laboratory will be operational by Q2 FY23.

In line with company strategy to penetrate in more regulated markets, we have also applied for registering more products in US, European and Chinese markets “

Company Overview



Key Strengths



Company Strategies



Financials

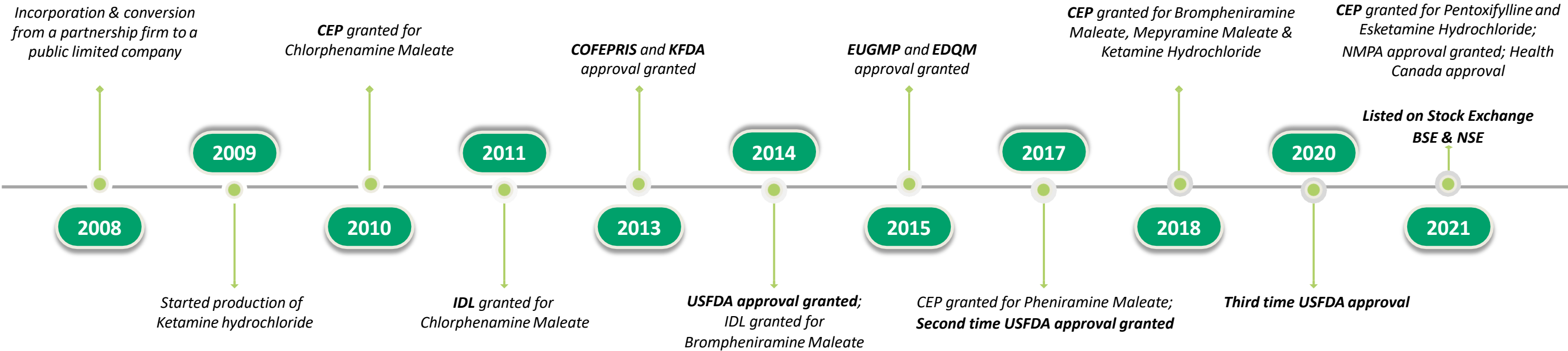




Company Overview



Journey so far



<p>2009</p> <p>Certificate of Excellence for outstanding Export Performance in the product group Chemicals, Drugs, Pharma and Allied Products (MSME) awarded by Federation of Indian Export Organisation</p>	<p>2010</p> <p>Special Recognition National Award for Research and Development awarded by Ministry of Micro Small and Medium Enterprises, Government of India</p>	<p>2016</p> <p>Export House for the Year for 2015-16 awarded by Directorate of Industries, Government of Maharashtra</p> <p>Export Achievement for 2015-16 in the product group Basic Chemical, Pharmaceutical & Cosmetics Products (MSME) awarded by Directorate of Industries, Government of Maharashtra</p>	<p>2017</p> <p>Export House for the Year for 2016-17 awarded by Directorate of Industries, Government of Maharashtra</p> <p>Export Achievement for 2016-17 in the product group Basic Chemical & Pharmaceutical Cosmetics (SSI) awarded by Directorate of Industries, Government of Maharashtra</p>	<p>2019</p> <p>Outstanding Export Performance Award for the year 2018-19 for product group API / Bulk Drugs by Pharmaceuticals Export Promotion Council of Indi</p>
---	--	---	--	--

Company Overview



Well established presence in the API manufacturing, with focus on high value products with limited competition



Niche product basket of 38 APIs across diverse therapeutic segments¹



Largest exporter of Chlorpeniramine Maleate and Ketamine Hydrochloride from India, contributing to 45~50% and 60~65% in the period FY17-21²



Among the largest exporters of Salbutamol Sulphate from India (31% of the API exports)^{2,3}



Modern manufacturing facility at Parshuram, Lote spread across 23,806 sq.mts with a reactor capacity of 547 KL/day



R&D focused operations at DSIR approved facility with strong IP – 14 DMFs with USFDA, 8 CEPs with EDQM, 3 process patent filed



Diversified operations with presence in 86 countries with 1,296 customers^{1,4}



Global clientele with long standing relationships on the back of consistent product quality & reliability of supply



Niche Product Portfolio



Product	Therapeutic area	Certifications
Chlorpheniramine Maleate (CPM)	Antihistamine	EDQM Approval, US DMF, CEP, Health Canada, Taiwan FDA, NMPA DMF, EDMF
Brompheniramine Maleate (BPM)	Antihistamine	US DMF, NMPA DMF, CEP, EDMF
Pheniramine Maleate	Antihistamine	US DMF, CEP, EDMF, NMPA DMF
Dexchlorpheniramine Maleate	Antihistamine	US DMF, EDMF
Mepyramine Maleate	Antihistamine	US DMF, CEP, EDMF
Ketamine Hydrochloride	Analgesic/Antipyretic/Anesthetic	US DMF, CEP, TGA DMF, Canadian DMF (Human Use & Veterinary), EDMF
Tramadol Hydrochloride	Analgesic/Anti-pyretic/Anesthetic	Korean FDA, EDMF,
Riboflavin 5 - Phosphate Sodium	Vitamin	US DMF, EDMF, Kosher, Indonesian Halal, Maharashtra Halal, FAMI-QS. CEP applied
Salbutamol Sulphate	Anti-asthmatic	EDMF, CEP
Cetirizine Dihydrochloride	Anti-allergic	EDMF
Diphenhydramine Hydrochloride	Anti-allergic	EDMF, US DMF
Bupropion Hydrochloride	Smoking cessation	US DMF
Bisoprolol fumarate	Anti-hypertensive	EDMF, US DMF
Methylcobalamine	Vitamin B12	US DMF, KFDA, Kosher, Halal India, Halal Indonesia




Key Strengths

Company differentiators




Significant scale with leadership position across key & niche products



Backward integrated business model



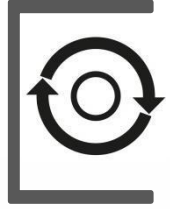
Geographically diversified revenues with a global presence across 86 countries



Advanced manufacturing and research and development capabilities



Experienced senior management team and qualified operational personnel



Consistent strong financial performance due to de-risked business model

Significant scale with leadership position in key products



Niche product offerings of 38 APIs with demonstrated ability to develop & scale-up production¹

Leading exporter from India

% share of exports from India (in terms of volume)

45-50%²

**Chlorpheniramine
Maleate**

60-65%²

**Ketamine
Hydrochloride**

30-40%³

**Salbutamol
Sulphate**

Presence for 10+ yrs in large & growing markets



**Anti-histamine
& Anti-allergy**

 **Cetirizine Dihydrochloride**

 **Diphenhydramine Hydrochloride**

 **Chlorpheniramine Maleate**

 **Pheniramine Maleate**

Market size

\$3.5bn

**8~10%
CAGR FY20-25**



**Pain
management**

 **Ketamine Hydrochloride**

Market size

\$7.8bn

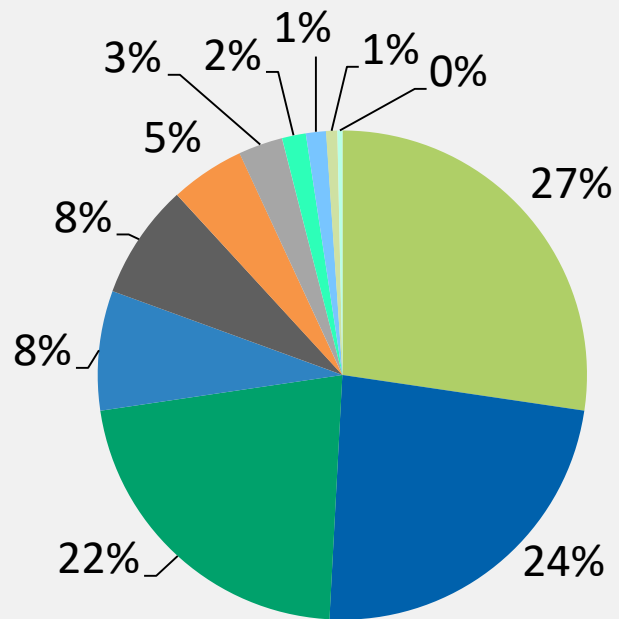
**5%
CAGR FY20-25**

1. As of October 31, 2021; 2. Market share of API exports between FY17-21; 3. in FY18-21
Source : CRISIL Research

... in diverse therapeutic segments

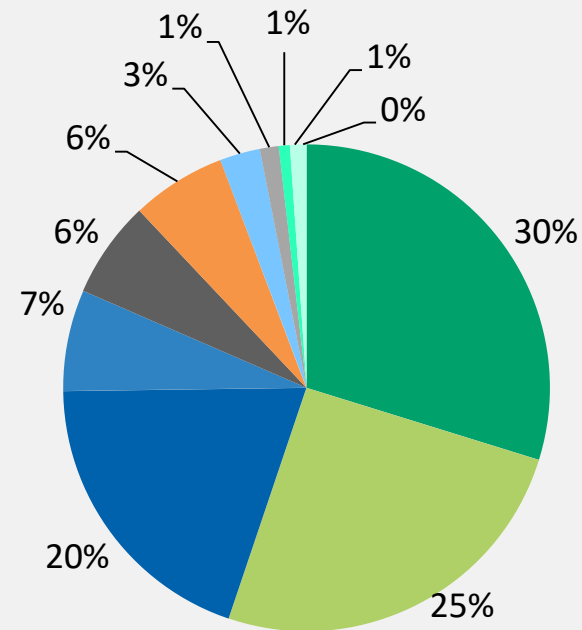
% Therapy wise revenue contribution

FY19



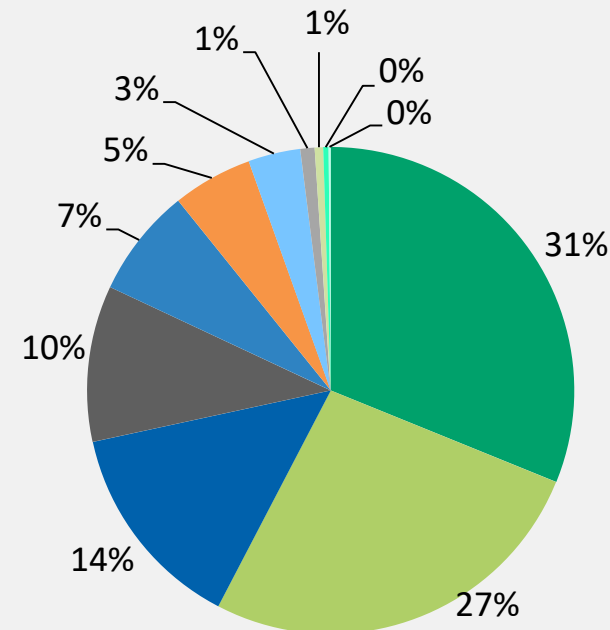
- Analgesic/antipyretic/anesthetic
- Anti-allergic
- Anti-hypertensive
- Smoking cessation

FY20



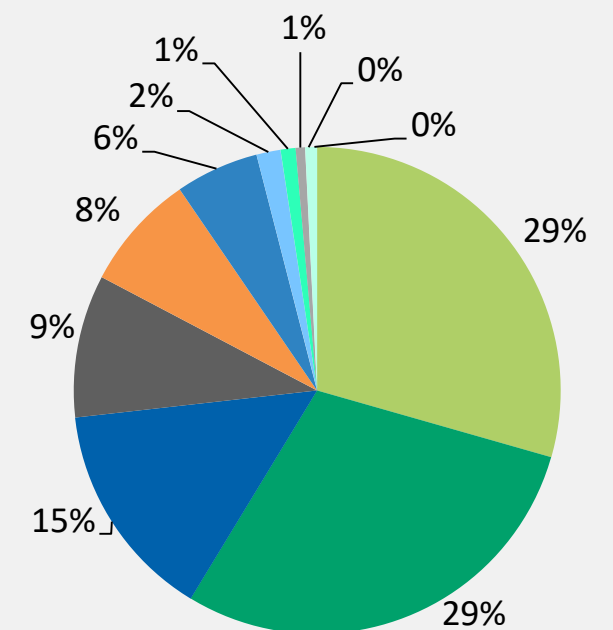
- Anti-allergic
- Anti-malarial
- Vitamin

FY21



- Anti-asthma
- Decongestant
- Xanthine derivatives & Beverages

H1FY22



- Anti-histamine
- Feed additive

Diminished risk of dependence on any particular therapeutic area

... and, strong pipeline focused on further diversification

DECONGESTANT	3	Dextromethorphan Hydrobromide	1,406 MT
		✓ EDMF ✓ US DMF	
DECONGESTANT	3	Phenylephrine Hydrochloride	430 MT
XANTHINE DERIVATIVES	3	Pentoxifylline	3,798 MT
		✓ EDMF ✓ US DMF ✓ CEP	
ANTIGOUT	3	Allopurinol	1,871 MT
ANALGESIC/ ANTI-PYRETIC/ ANAESTHETIC	3	(S)-Ketamine Hydrochloride	5 MT
		✓ EDMF ✓ US DMF	
ANTI-FIBRINOLYTIC AGENT	3	Tranexamic Acid	800 MT

Well positioned to capitalise on expected growth in focused therapeutic area

Backward integrated business model



Supply Security

Steady supply of essential raw materials



Low Price risk

Protection against market fluctuations



In-house Processes

Lesser dependence on external parties



Cost-competitive Structure

Increasing margins

A total of 12 products are backward integrated*

01 *Ketamine Hydrochloride*

02 *Salbutamol Sulphate*

03 *Chlorpheniramine Maleate*

04 *Bisoprolol Maleate*

05 *Pheniramine Maleate*

06 *Dexchlorpheniramine Maleate*

07 *Brompheniramine Maleate*

08 *Mepyramine Maleate / Ppyrilamine Maleate*

09 *Levosalbutamol Sulphate*

10 *Dextromethorphan Hydrobromide*

11 *Dexbrompheniramine Maleate*

12 *Allopurinol*

67%

of FY21 revenue

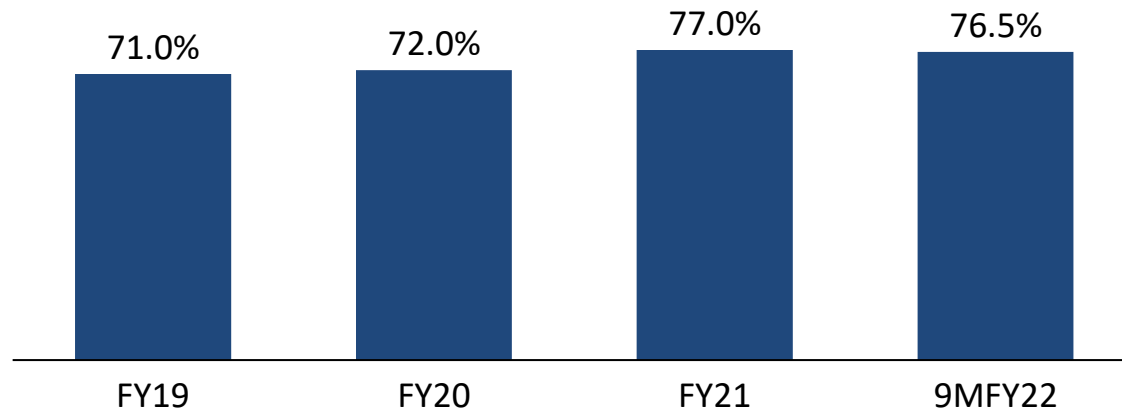
* As on October 31, 2021

Diversified revenues with extensive global presence

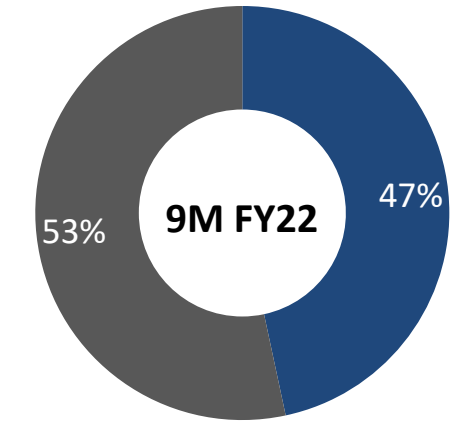
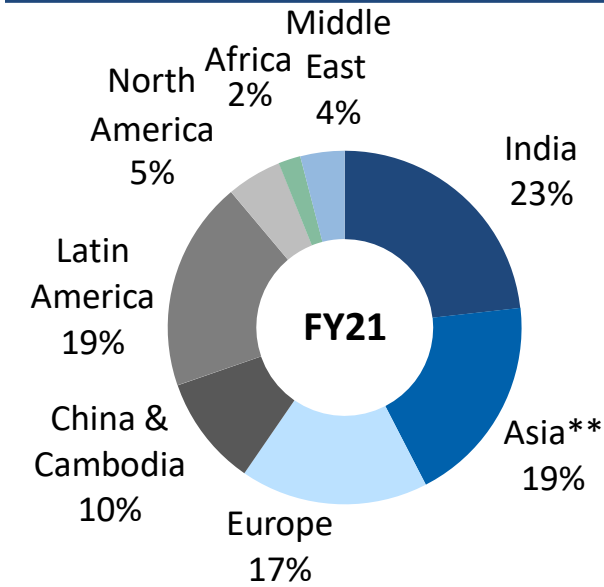


Significant export presence, with low dependence on a specific geography

Export sales, as a % of revenue from operations



and, balanced mix of presence in regulated & semi/ non-regulated markets



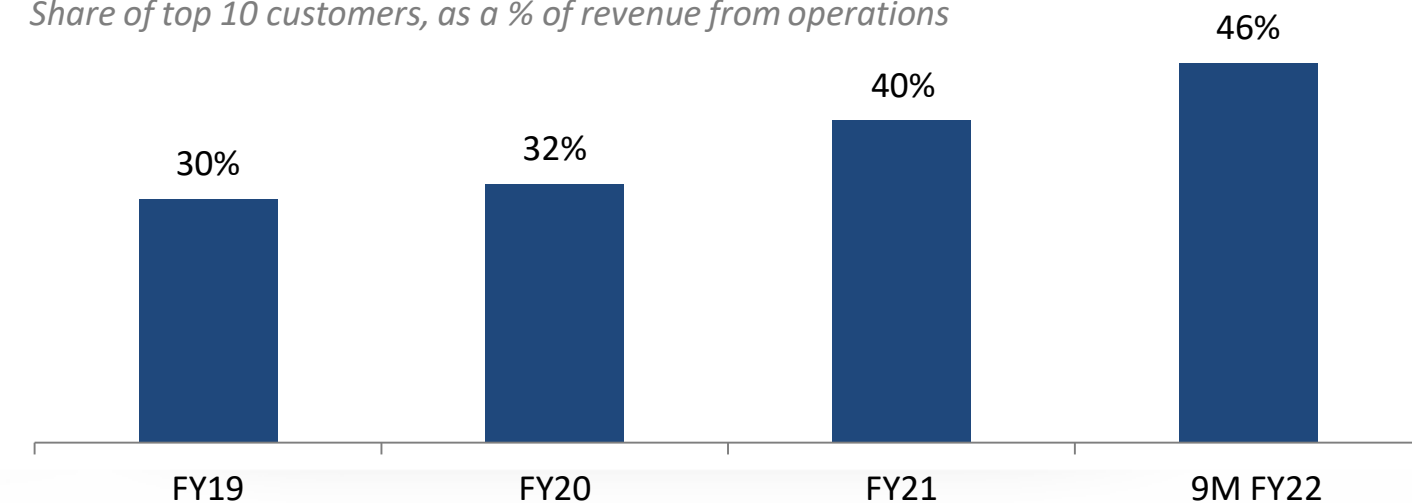
■ Regulated Market
■ Semi & Non Regulated Market

Long standing relationship with global pharma companies ...



... with low customer concentration

Share of top 10 customers, as a % of revenue from operations



** other than India, China and Cambodia

Advanced manufacturing and R&D capabilities (1/2)



4

Manufacturing blocks
segregated therapy wise

7

Clean
rooms

547 KL/day

Reactor
capacity

23,806 sq.mt.

Land
area

- ✓ Well delineated areas for R&D, quality control (chemical microbiology), quality assurance, dedicated areas for engineering maintenance, warehouse, materials and finished goods stores
- ✓ Effluent treatment plant and an express feeder from the sub-station for power
- ✓ Initiated construction of a new warehouse and administration block, with new quality control & assurance lab
- ✓ Acquired a plot of land, measuring 12,551 sq.mt., near present manufacturing facility – for future growth

Recognised by key regulatory bodies

USFDA

EDQM

TGA-Australia

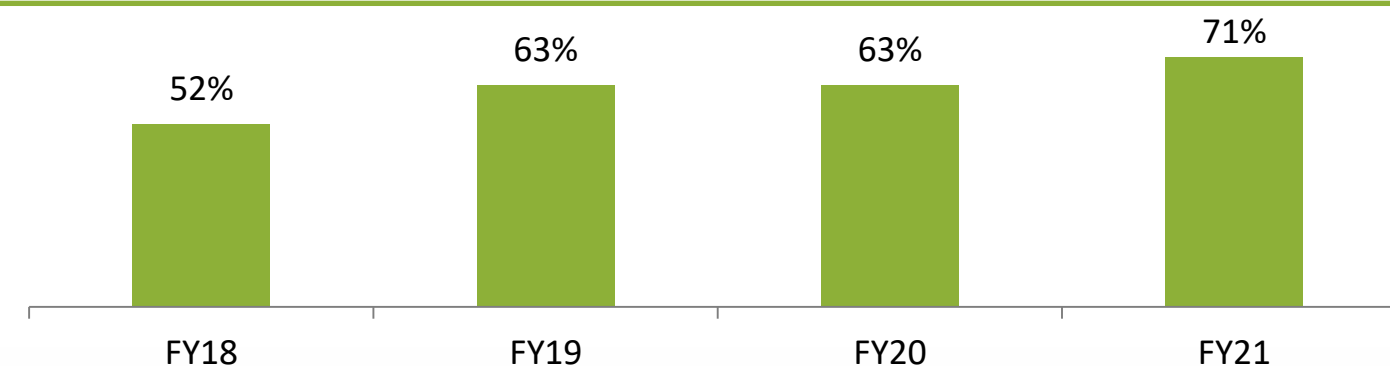
KFDA-Korea

NMPA-China

Health Canada

PMDA-Japan

Steady improvement in capacity utilization



Advanced manufacturing and R&D capabilities (2/2)

Focus on uniform manufacturing standards to achieve standardised product quality across markets

Ability to handle complex chemistries ...

- ✓ Simple to highly complex chiral centre molecules
- ✓ Control category drugs
- ✓ Drugs with specialized environment for manufacturing (Methylcobalamin, Vitamin B12 & derivatives)

... across varied class of reactions

- ✓ Friedel craft acylation
- ✓ Grignard reaction
- ✓ Decyanation
- ✓ High pressure catalytic reductions
- ✓ High vacuum distillations
- ✓ Nitration
- ✓ Bromination
- ✓ Cyclisation
- ✓ Formylation
- ✓ Etherification
- ✓ Oxirane

Supported by R&D driven mindset



**DSIR approved
facility**

14*

DMFs

8*

CEPs

3*

Process Patent
Filed in India

- ✓ Team of 23 scientists* primarily focused across the value chain of API process development
- ✓ Consistent efforts towards
 - Developing new products
 - Improving existing products and drug delivery systems
 - Expanding product applications

* As of October 31, 2021

Eminent Board of Directors (1/2)



Satish Wagh

Chairman & MD

- B.Sc. from R.D National College and W.A. Science College, University of Bombay, Mumbai & an honorary Ph.D. in entrepreneurship from Faculty of Management Studies, National American University.
- Director on the boards of Supriya Medi-Chem Private Limited, Lote Industries Testing Laboratory Association and Sachin Industries Limited.



Smita Wagh

Whole-time Director

- B.A. from Smt. B.M.R. Mahila Mahavidyalaya, Shreemati Nathibai Damodar Thackersey Woman's University, Mumbai and B.Ed. from Smt. Kapila Khandwala College of Education, University of Bombay, Mumbai.
- Associated with the company since incorporation



Saloni Wagh

Whole-time Director

- B.Sc. from Parle Tilak Vidhyalaya Association's Sathaye College, University of Mumbai, Mumbai, a master's degree in science from Institute of Science, University of Mumbai, Mumbai and a PhD in chemistry from the Faculty of Science, Pacific University, Udaipur



Shivani Wagh

Whole-time Director

- Bachelor's degree in management studies from M.L. Dahanukar College of Commerce, University of Mumbai, Mumbai and master's degree in International business management from Manchester Business School, University of Manchester, Manchester



**Balasaheb
Gulabrao Sawant**

Whole-time Director

- B.Sc. and M.Sc. from Mudoji College, Shivaji University, Kolhapur.
- Previously associated with companies such as USV Limited as a plant manager, Encure Pharmaceuticals Limited as senior general manager production, Arch Pharamlabs Limited, Mylan Laboratories Limited and Enaltec Labs Private Limited as head operations

Eminent Board of Directors (2/2)



**Kedar Shankar
Karmakar**

Independent Director

- B.Sc. from the Parle College, University of Mumbai and has qualified for a master's degree in science from the University of Mumbai; Doctorate of science degree from the University of Neuchatel.
- Previously associated with Ciba-Geigy AG as a trainee and with the laboratory of Institut Fur Organische Chemie Der Universitat Basel as a research fellow
- Earlier employed with Nicholas Piramal India Limited as an executive in the R&D department



**Bhairav Manojbhai
Chokshi**

Independent Director

- B.Com. from Shri Sahajanand Arts & Commerce College, Gujarat University, Ahmedabad, and a MBA from Department of Business Administration, Bhavnagar University, Bhavnagar.
- Previously associated with IDFC Asset Management Company Ltd.
- Director on the boards of Bookbyair (India) Private Limited and IR Financial Services Private Limited



**Dileep Kumar
Jain**

Independent Director

- B.Com. (honours), a bachelor's degree in law and a master's degree in arts (economics) from the University of Rajasthan, Jaipur.; also an associate of the Indian Institute of Banking and Finance.
- Previously associated with IFCI Ltd. as the executive director.
- Director on the board of Rajasthan Consultancy Organization Limited.



**Dinesh Navnitlal
Modi**

Independent Director

- B.Com. from the H.R. College of Commerce and Economics, University of Bombay, Mumbai and a bachelor's degree in law from the Kishanchand Chellaram Law College, University of Bombay, Mumbai.
- Fellow member of the Institute of Companies Secretaries of India.
- He is a director on the boards of Kisan Mouldings Limited, Arrow Greentech Limited, Shree Pushkar Chemicals and Fertilizers Limited, Kisan Phosphates Private Limited and Shree Yogeshwari Realtors Limited



**Neelam Yashpal
Arora**

Independent Director

- B.Com from the University of Mumbai, a master's degree in commerce from SNTD College of Arts & Smt C.B. College of Commerce and Economics for Women, Shreemati Nathibai Damodar Thackersey Woman's University, Mumbai, a bachelor's and a master's degree in law from the University of Mumbai and a PhD in commerce from University of Mumbai.
- Director on the boards of Kesar Petroproducts Limited and Shreyas Intermediaries Limited

Experienced Senior Management



Shireesh Ambhaikar

Chief Executive Officer

- Bachelor's, Master's and PhD in Science from University of Mumbai
- Previously associated with Perrigo API India Pvt. Ltd. as CEO, Dr. Reddy's Laboratories Ltd. as VP & Head – Manufacturing, UCB India Pvt. Ltd. as Director – Manufacturing, Novartis Enterprise Ltd. as Manager – Production, Wanbury Ltd. as President Operations (API) and Sandoz Ltd.



Ashish Nayak

Chief Financial Officer

- He has cleared the final examination held by the ICAI
- Previously associated with Brand Holdings (India) Pvt. Ltd. as the CFO, Timezone Entertainment Pvt. Ltd. as the CFO, Foresight Vision Care Company Pvt. Ltd. and Crown Healthcare



Sushanta Mishra

Chief Scientific Officer

- M.Sc. From Sambalpur University, M.Tech. in Advance Chemical Analysis from IIT Roorkee and PhD in Chemistry from Sambalpur University
- Previously associated with Glenmark as Research Scientist and Ind-Swift Laboratories Ltd. as Scientist



Parthasarathi Pal

Chief Marketing Officer

- M.Sc. In Chemistry from IIT Kanpur
- Previously associated with Consolidated Fibres and Chemicals Ltd., Reliance Silicones (India) Ltd., Hikal Ltd., Sanmar Specialty Chemicals Ltd., Lupin Ltd., Emcure Pharmaceuticals Ltd., Neuland Laboratories Ltd. and Malladi Drug & Pharmaceuticals Ltd.



Shweta Shivdhari Singh

CS & Compliance Officer

- An associate of the ICSI, holds a bachelor's and master's degree in commerce from the University of Mumbai and a bachelor's degree in law from the University of Mumbai.
- Previously associated with Superb Papers Ltd and Sumuka Agro Industries Ltd. in the capacity of a company secretary



Prashant Zate

Head Corporate – Quality Assurance & Regulatory Affairs

- Been with the company since 2007, B.Sc. from SIES College of Arts, Science and Commerce, University of Mumbai and M.Sc. from the University of Mumbai
- **PhD in Chemistry** from the Faculty of Science, Pacific University, Udaipur



Pratap Desai

Head - IT

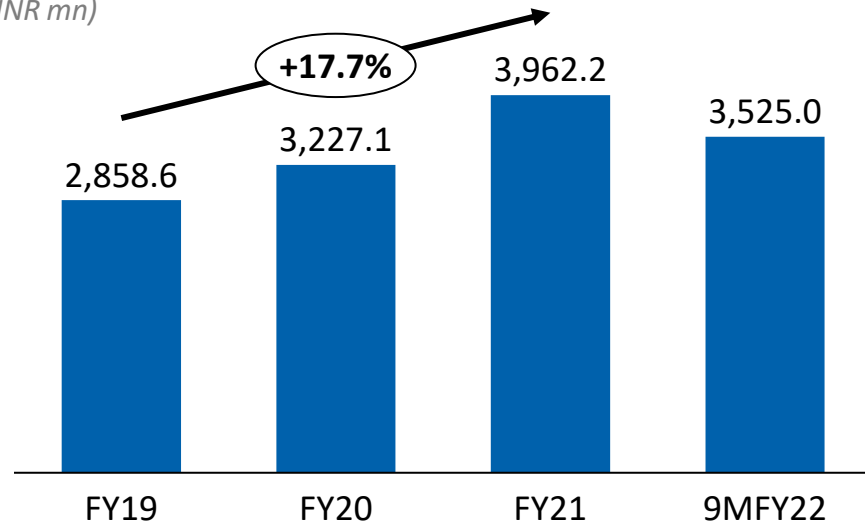
- Diploma in digital electronics from College of Engineering & Polytechnic, Satara, a Diploma holder in electronics and telecommunication engineering from the Board of Technical Examinations, Maharashtra State and Diploma holder in business management from Kaizen School of Business Management
- Previously associated with Bombay Dyeing & Manufacturing Co. Ltd. in the capacity of manager – IT and Kores India Ltd. in the capacity of deputy general manager – IT & systems

Consistent & Strong Financial Performance

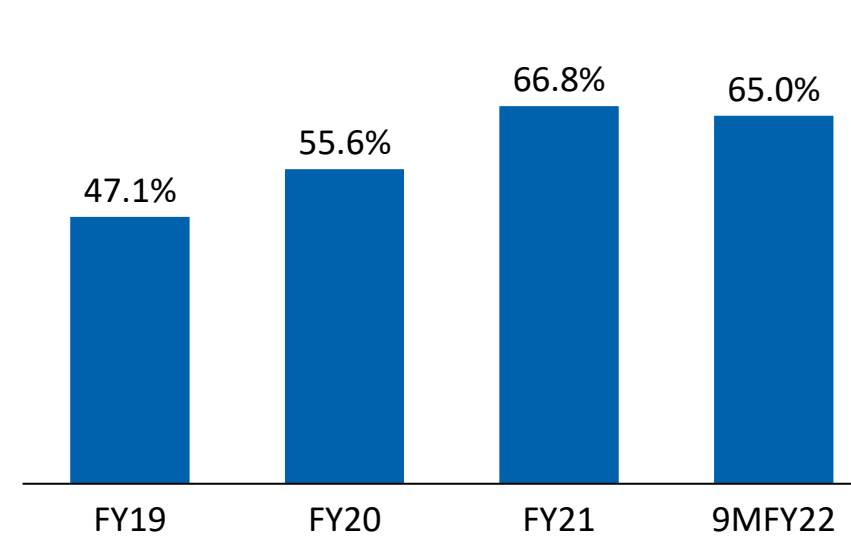


Robust revenue growth¹

(INR mn)

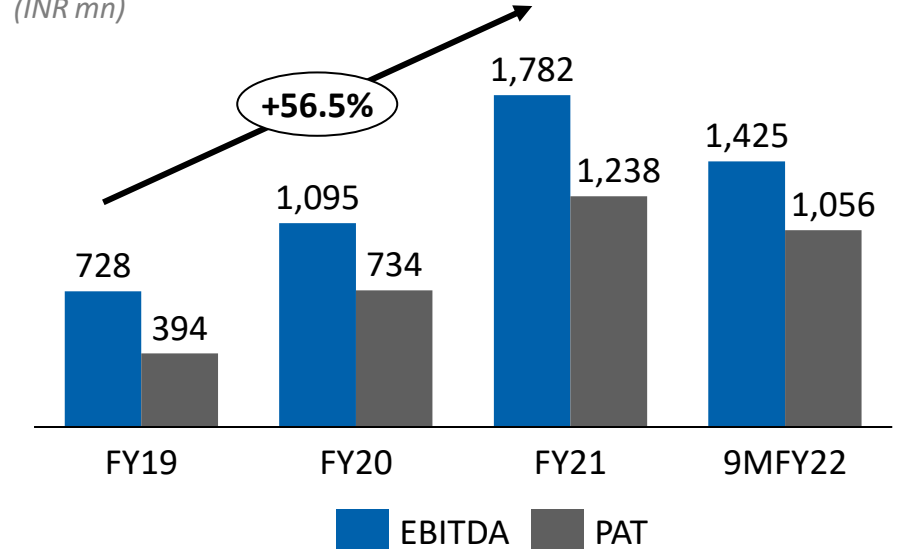


... with increasing gross margins²

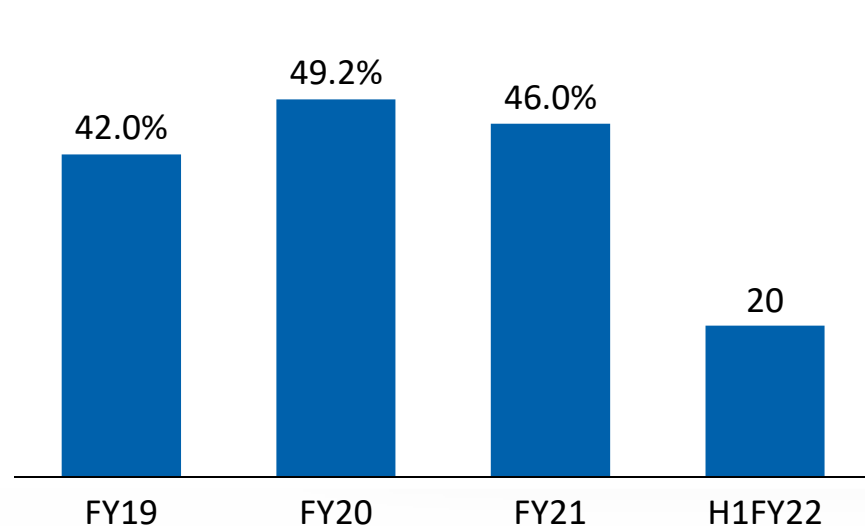


... and, focus on profitability

(INR mn)

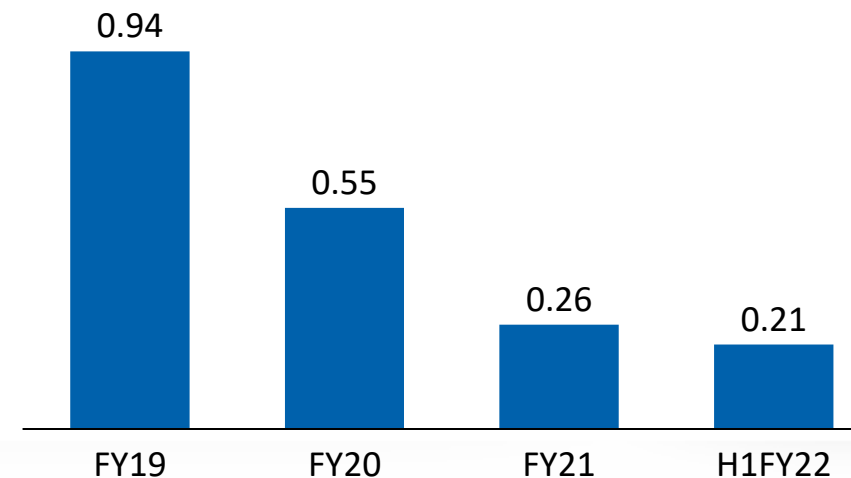


Improving Return on Net Worth³



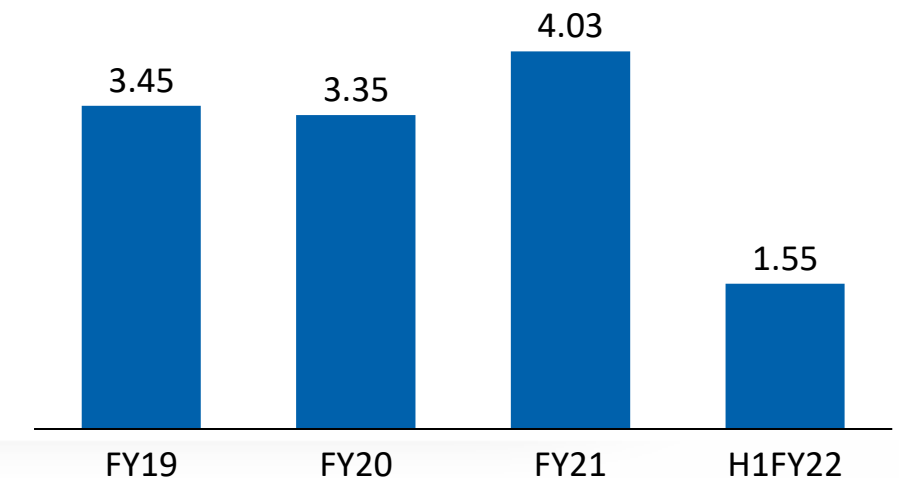
Healthy leverage profile

D/E ratio



Strong operating performance

Asset turnover (x)



1. Total income; 2. as a % of revenue from operations;

3. Return on net worth (%) = Restated profit for the period / year as divided by total equity as at the end of the period / year. Value for H1FY22 is unannualized



Company Strategies



Company Strategies



Expansion of manufacturing capabilities



Expanding product portfolio with increasing R&D capabilities



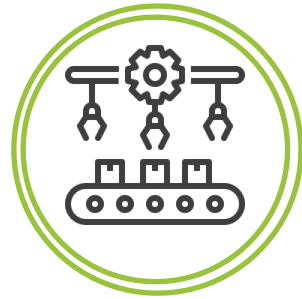
Increase current market presence and enter new markets



Continue to focus on operational excellence



1 Expansion of manufacturing capabilities



Enhancement of KSM manufacturing capabilities & support backward integration

- Enhance production capacity through **capex in existing manufacturing sites**
 - Initiated construction of new warehouse and administrative block with quality control & assurance lab
- Acquired a **plot of 12,551 sq.mt.** in close proximity of present site **for future growth**
- **Commence production of intermediates for products** to enhance backward integration capabilities



Scaling-up contract manufacturing capabilities

- Proven expertise in chemical process development & manufacturing, with deep understanding of complex chemical processes
- cGMP & manufacturing capabilities help clients with investigational to commercial-scale development programs
- Intend to offer both **small-scale clinical trial quantities** and **commercial-scale requirements** including building blocks and cGMP manufacturing of APIs


2 Expanding product portfolio with increasing R&D capabilities

Development of innovative APIs

- Capturing high-value first-to-market opportunities in key international markets
- Expand into niche therapeutic areas
- Achieve technical competitiveness and bring in cost efficiency in existing products and processes

Increasing R&D capabilities

- Remodeling of existing facility – to add, amongst others, a testing laboratory, research and development centre and fully automatic equipped warehouse.
- Focus on building knowledge base – complex chemistry & technology and patented processes
- Building on regulatory filings & approvals – developing & filing DMFs and process patents in niche & differentiated products



Consolidating market position

Launch of new products ...

- Dextromethorphan Hydrobromide (decongestant),
- Pentoxifylline (xanthine derivatives),
- (S)-Ketamine Hydrochloride (analgesic/ anti-pyretic/ anaesthetic),
- Phenylephrine Hydrochloride (decongestant)
- Allopurinol (antigout)
- Benfotiamine (diabetic neuropathy)

... and, focus on other key therapies for diversification

- Anti-gout
- Anti-depressant
- Anti-anxiety
- Anti-convulsant
- Hypnotic

3 Increase current market presence & enter new markets



- **Grow sales & market share in the existing geographies** through calculated product launches & by leveraging existing relationships with customers
- **Focused growth strategy** as per applicable regulatory requirements, competition and pricing
- Engage with pharma companies with strong local presence and/ or through appointment of local distributors

4 Continue to focus on operational excellence



- **Achieving cost & production efficiencies** and economies of scale in manufacturing operations
- Continued thrust on **quality control & assurance** – cGMP standards of operation to standardize product quality for all markets



Financial Statements

Summary Statement of Profit and Loss

(in INR mn)

Particulars	9M FY22	FY21	FY20	FY19
Total Revenue	3,525.0	3,962.2	3,227.1	2,858.6
Cost of Materials Consumed	1,605.9	1405.7	1523.8	1460.7
Changes in Inventories of Finished Goods and Work in Progress	-356.2	-124.5	-139.0	8.0
Gross Profit	2,275.3	2,681.0	1,842.2	1,389.9
GP %	65%	68%	57%	49%
Employee Benefits Expense	362.1	327.6	255.9	189.7
Other Expenses	488.4	571.8	491.8	472.5
EBITDA	1,424.8	1,781.5	1,094.5	727.6
EBITDA %	40%	45%	34%	25%
Depreciation and Amortisation Expense	75.4	66.8	63.8	54.4
EBIT	1,349.5	1,714.7	1,030.8	673.3
Finance Costs	31.8	40.8	68.5	102.2
Exceptional Items	-	0.0	0.0	0.0
PBT	1,317.6	1,673.9	962.3	571.0
Total Tax Expense	261.7	435.7	228.2	176.8
Profit for the year	1,056.0	1,238.3	734.0	394.3
PAT %	30%	32%	24%	14%
EPS	13.12	16.92	10.03	5.39

Summary Statement of Assets and Liabilities

(in INR mn)

Particulars	H1 FY22	Mar 21
ASSETS		
Non-current assets		
(i) Property, plant and equipment	1,450.87	956.56
(ii) Right to Use Asset	12.86	14.72
(iii) Capital Work in progress	341.90	787.88
(iv) Intangible Assets	30.63	30.22
(v) Financial Assets		
-Investments	0.53	0.53
-Loans and Advances	4.37	4.34
(vi) Other Non- Current Assets	-	-
Total Non-current assets	1,841.16	1,794.25
Current assets		
(i) Inventories	884.60	724.80
(ii) Financial Assets		
-Trade receivables	843.92	737.46
-Cash and cash equivalents	23.76	310.72
-Bank balances other than above	762.65	124.27
-Other financial Assets	216.64	487.95
-Loans and Advances	12.78	12.29
(iii) Other current assets	455.52	266.51
Total Current Assets	3,199.86	2,664.00
TOTAL ASSETS	5,041.02	4,458.24

Particulars	H1 FY22	Mar 21
EQUITY AND LIABILITIES		
EQUITY		
(i) Equity share capital	146.37	146.37
(ii) Other equity	3,202.26	2,543.05
Total Equity	3,348.63	2,689.41
LIABILITIES		
Non-current liabilities		
(i) Financial Liabilities		
-Borrowings	-	-
-Lease Liabilities	19.19	20.65
-Other financial liabilities	-	194.86
(ii) Provisions	22.01	13.01
(iii) Deferred tax Liabilities	124.06	80.11
Total Non-Current Liabilities	165.25	308.64
Current liabilities		
(i) Financial liabilities		
-Borrowings	709.91	674.10
-Trade payables	561.04	510.22
-Other financial liabilities	-	27.19
(iii) Provisions	6.35	14.71
(ii) Other current liabilities	68.48	82.11
(iv) Current Tax Liabilities (Net)	181.36	151.85
Total Current Liabilities	1,527.13	1,460.19
TOTAL EQUITY AND LIABILITIES	5,041.02	4,458.24

Summary statement of Cashflow

(in INR mn)

Particulars	H1 FY22	FY21	FY20	FY19
Cash Flow from Operating Activities				
Profit before Tax	917.0	1673.9	962.3	571.0
Adjustment for Non-Operating Items	38.5	53.1	102.4	124.6
Operating Profit before Working Capital Changes	955.5	1727.0	1064.7	695.6
Changes in Working Capital	1112.9	1844.0	669.6	655.5
Cash Generated from Operations	-157.4	-117.0	395.0	40.1
Less: Direct Taxes paid	-183.8	-299.9	-270.1	-140.9
Net Cash from Operating Activities	158.5	799.3	1160.6	486.7
Cash Flow from Investing Activities	-96.3	-474.1	-245.3	48.3
Cash Flow from Financing Activities	17.9	-149.3	-292.3	-497.2
Net increase/ (decrease) in Cash & Cash equivalent	80.1	175.9	623.1	37.9
Cash and cash equivalents at the beginning of the year	922.9	747.1	124.0	86.1
Effect of exchange rate changes on Cash & Cash Equivalent	0.0	0.0	0.0	0.0
Cash and cash equivalents at the end of the year	1,003.0	922.9	747.1	124.0

Glossary

- *API – Active Pharmaceutical Intermediates*
- *DMF – Drug Master File*
- *CEP – Certificate of Sustainability*
- *USFDA – US Food And Drug Administration*
- *EDQM – European Directorate for the Quality of Medicines & HealthCare*
- *IDL – Import Drug Licence of China*
- *KFDA – Korea Medical Device Registration*
- *COFEPRIS – Mexico Medical Device Registration*
- *NMPA – National Medical Products Administration*
- *SFDA – Saudi Food And Drug Authority*
- *DSIR – Department of Scientific and Industrial Research*
- *cGMP – Current Good Manufacturing Practice*
- *KSM – Key Starting Material*
- *WHO – World Health Organisation*
- *CDC – Centres for Disease Control and Prevention*

Thank You!

Company :



SUPRIYA LIFESCIENCE LTD.

Supriya Lifescience Limited
CIN: U51900MH2008PLC180452

Mr. Ashish Nayak – Chief Financial Officer
cfo@supriyalifescience.com

www.supriyalifescience.com

Investor Relations Advisors :



Orient Capital (a division of Link Group)

Mr. Rajesh Agrawal
+91 99674 91495

rajesh.agrawal@linkintime.co.in

Ms. Rasika Sawant
+91 95944 57518

rasika.sawant@linkintime.co.in