



Ami Organics Limited

CIN No. : L24100GJ2007PLC051093

Registered Office :- Plot No. 440/4, 5 & 6, Road No. 82/A, G.I.D.C. Sachin, Surat - 394230, Dist. Surat, Gujarat, India.

February 4, 2023

To,
The Listing Department,
BSE LIMITED,
Phiroze Jeejeebhoy Towers,
Dalal Street, Fort
Mumbai- 400 001

To,
The Listing Department
National Stock Exchange of India Limited,
Exchange Plaza, 5th Floor, Plot No. C-1,
G-Block, Bandra Kurla Complex,
Mumbai -400051

Scrip Code : 543349

NSE Symbol : AMIORG

Subject: Investor Presentation pursuant to Regulation 30 of SEBI (Listing Obligations and Disclosure Requirements) Regulations, 2015.

Dear Sir/Madam,

In accordance with Regulation 30 of the SEBI (Listing Obligation and Disclosure Requirements) Regulations, 2015, we are enclosing herewith the Investor Presentation on third quarter & nine months ended financial results as on December 31, 2022 and other business matters.

This Investor Presentation will also be available on the website of the Company
www.amiorganics.com.

Kindly take the same on record.

Yours faithfully,

For, AMI ORGANICS LIMITED

EKTA KUMARI
SRIVASTAVA

Digitally signed by EKTA
KUMARI SRIVASTAVA
Date: 2023.02.04
14:03:04 +05'30'

Ekta Kumari Srivastava
Company Secretary & Compliance Officer



Encl: Presentation



Info@amiorganics.com



www.amiorganics.com



+91 72279 77744 / 75730 15366



AMI ORGANICS LIMITED

FEBRUARY - 2022

Investor Presentation



Ami Organics Limited

BSE: 543349 | NSE: AMIORG | WWW.AMIORGANICS.COM

Contents

- 1 Q3FY23 Results
- 2 Company Overview
- 3 Advanced Pharma intermediate
- 4 Specialty Chemicals
- 5 Working towards better tomorrow
- 6 Shareholder Information



Contents

1 Q3FY23 Results

- Management Commentary
- Q3FY23 Earnings Highlights
- Financial performance - Q3FY23
- Financial performance - 9MFY23
- P&L Statement for Q3 & 9MFY23



Management Commentary



Mr. Naresh Patel

Executive Chairman
and Managing Director

"AMI Organics continued its growth momentum and margin expansion path, during the quarter with top line growing by 8% YoY. The growth was slower primarily due to deferred shipments of certain products. If we adjust the deferred revenue, we would have grown by 15% during the quarter.

Pharmaceutical intermediates business continues to deliver strong performance whereas the speciality chemicals business was subdued during the quarter. We witnessed improvement in the margins on sequential basis driven by lower freight charges, utility costs as well as cost optimisation programs.

I am pleased to inform you that during the quarter, we signed a multi-year, multi-tonne, multi-million Euro contract with Fermion for one of their patented products. This contract demonstrates our marketing and technical finesse of capturing and converting the opportunity in a very short span of time.

Overall, I remain optimistic of delivering a strong growth in coming quarter and for the financial year 2023."

Revenue for
Q3FY23

Rs. 1,524 mn

7.9%



EBITDA for
Q3FY23

Rs. 308 mn

2.9%



PAT for
Q3FY23

Rs. 223 mn

14.4%



Q3FY23 Earnings Highlights

Financial Highlights

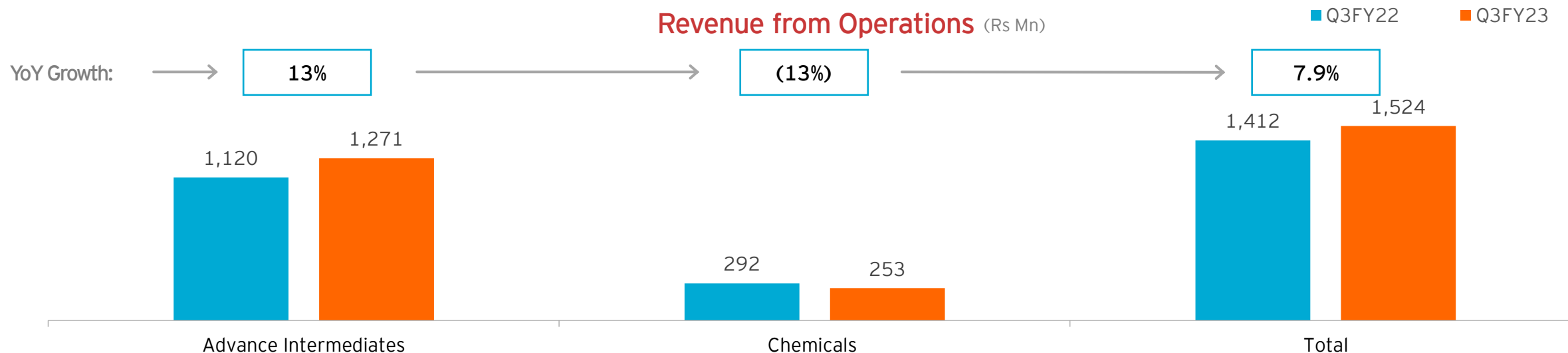
- ✓ **Revenue** from operations for Q3FY23 grew by **7.9% YoY** to Rs.1,524mn; Sequentially revenue grew by 3.7%
- ✓ The **Gross margin** for the quarter was at **46.0%** as compared to 49.4% in Q3FY22 and 48.0% in Q2FY23.
- ✓ **EBITDA** for the quarter came at **Rs. 308mn up 2.9% YoY** compared to Rs. 299mn in Q3FY22 and up 9.5% on a sequential basis
- ✓ **EBITDA margin** for the quarter was at **20.2%** as compared to 21.2% in Q3FY22 and 19.1% in Q2FY23. EBITDA margins improvement continues as per the guidance with EBITDA margin expanding by 210 bps from Q1FY23 to Q3FY23
- ✓ **PAT** for the quarter was at **Rs. 223mn up 14.4% on YoY basis**; Sequentially PAT margin grew by 17.0%.
- ✓ **PAT margin** for the quarter was at **14.6%** as compared to 13.8% in Q3FY22 and 13.0% in Q2FY23.

Q3FY23 Earnings Highlights (Continued)

Key Business Highlights

- ✓ **Export at 66%; domestic business at 34%**
- ✓ **Advance Pharmaceutical Intermediates:** Signed a multi-year definitive agreement with Fermion for supply of an intermediate for their patented product
- ✓ **Import Substitute Product Updates:**
 - 4 products launched under import substitute segment
 - 2 products commercialised and witnessing strong traction in the market. Remaining two products received commercial trial orders during Q3FY23
- ✓ **Specialty Chemicals**
 - Successfully started manufacturing **Methyl salicylate using Flow Chemistry**
 - **Expected increase in volume capacity by 3x; Cost saving of 5-7%**
- ✓ **Electrolyte additives update:**
 - Received commercial trial order in Q3FY23
 - Samples of electrolyte additives sent to 9 customers and products are in various stages of qualification with customers in China, Korea, India, and Europe
- ✓ **Capex Update:** Company has received Environmental Clearance. Excavation work is completed. Civil construction has started. Machinery procurement started.

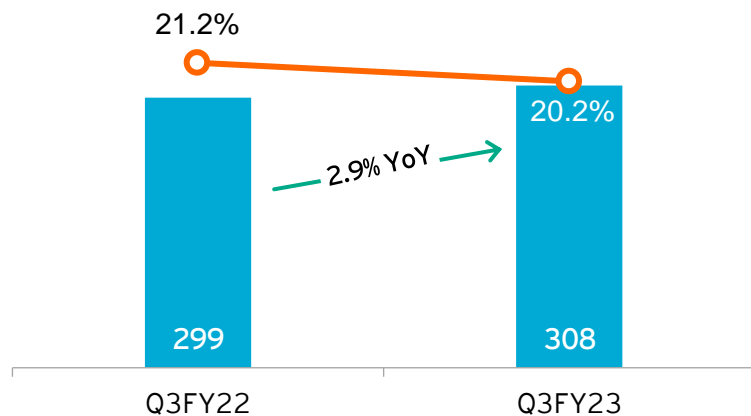
Financial performance - Q3 FY23



EBITDA & EBITDA Margin

(Rs Mn)

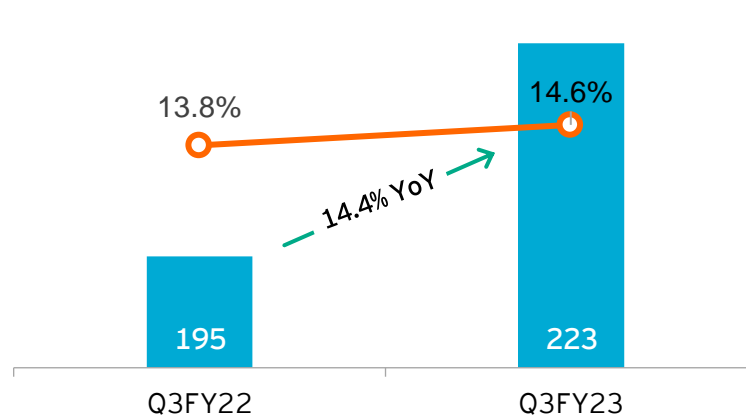
■ EBITDA ○ EBITDA Margin



PAT

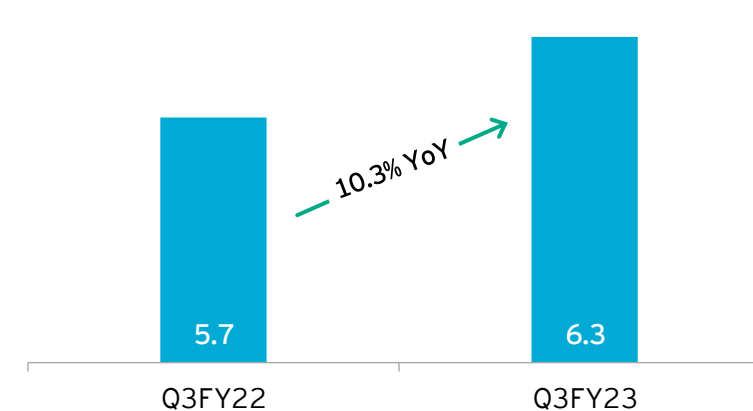
(Rs Mn)

■ PAT ○ PAT Margin

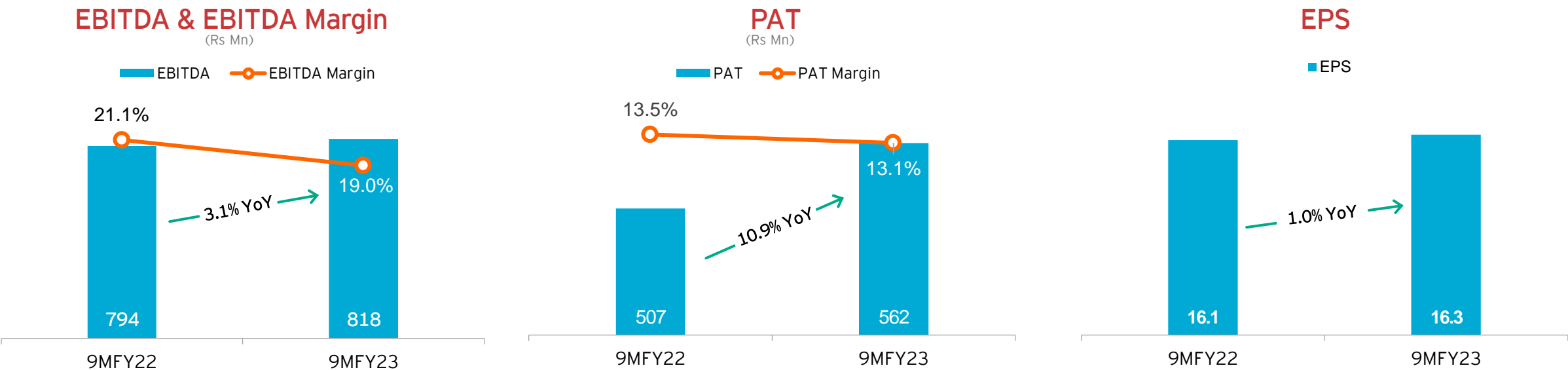
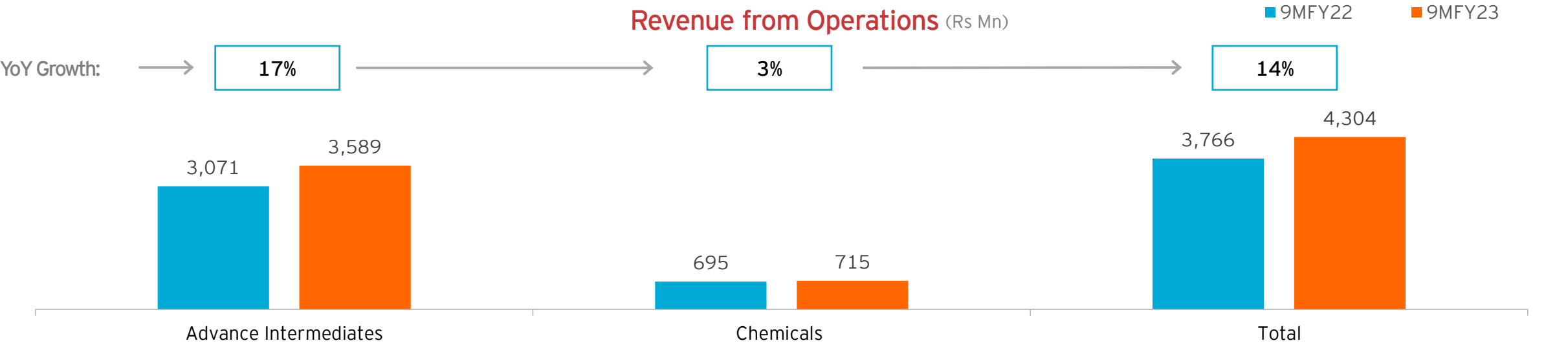


EPS

■ EPS



Financial performance - 9M FY23




P&L Statement for Q3 & 9MFY23

Particulars (Rs. Mn)	Q3FY23	Q3FY22	YoY	Q2FY23	QoQ	9MFY23	9MFY22	YoY
Revenue from Operations	1,524	1,412	7.9%	1,470	3.7%	4,304	3,766	14.3%
COGS	823	714		764		2,258	1,927	
Gross Profit	700	698	0.4%	706	-0.8%	2,045	1,839	11.2%
<i>Gross Margin</i>	46.0%	49.4%		48.0%		47.5%	48.8%	
Employee benefits expenses	128	108		128		374	304	
Other expenses	264	290		297		853	742	
Total Expenses	1,216	1,112		1,189		3,485	2,972	
EBITDA	308	299	2.9%	281	9.5%	818	794	3.1%
<i>EBITDA Margin</i>	20.2%	21.2%		19.1%		19.0%	21.1%	
Depreciation and amortization	31	24		28		89	70	
PBIT	277	275	0.8%	253	9.6%	729	724	0.7%
Finance costs	12	3		4		18	58	
Other Income	30	14		9		45	26	
PBT	296	286	3.5%	257	15.0%	756	692	9.3%
Tax Expense	73	91		67		194	185	
PAT	223	195	14.4%	190	17.0%	562	507	10.9%
<i>PAT Margin</i>	14.6%	13.8%		13.0%		13.1%	13.5%	

Contents

2 Company Overview

- Company Overview
- Our Journey
- Our Products
- Strong and Long-term relations with Diversified Customers across Geographies
- Our Manufacturing Facilities
- Superior R&D Capabilities
- Our Founders
- Our Leadership
- What makes us different



Company Overview



AMI Organics (AMI) is a research and development driven manufacturer of specialty chemicals with varied end usage and is focused on the development and manufacturing of advanced pharmaceutical intermediates ("Pharma Intermediates") for regulated and generic active pharmaceutical ingredients ("APIs") and New Chemical Entities ("NCE") and key starting material for agrochemical and fine chemicals.



5,201

FY22
Revenue
(INR mn)



1,052

FY22
EBITDA
(INR mn)



450+

Customers
Added 40 new customers
in FY22



~50
Countries

(Customer locations)



719

FY22
PAT
(INR mn)



58%

Export (%)
(FY22)



3

Manufacturing
Facilities
(Gujarat)



1

R&D
Facility
State of art In-house R&D
facility recognized by
DSIR in India.

Business Segments



Pharma
Intermediates

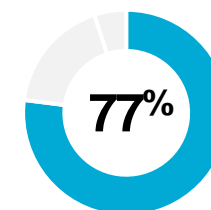


Specialty
Chemicals

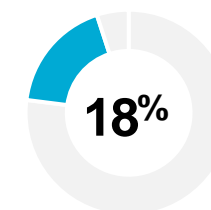


Others

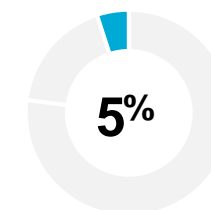
FY22 Revenue - Rs. 5,201mn⁽³⁾



Advance Intermediates
for Pharmaceutical
API and NCE



Specialty Chemicals
KSM, Parabens, Salicylic acid
and other specialty
chemicals

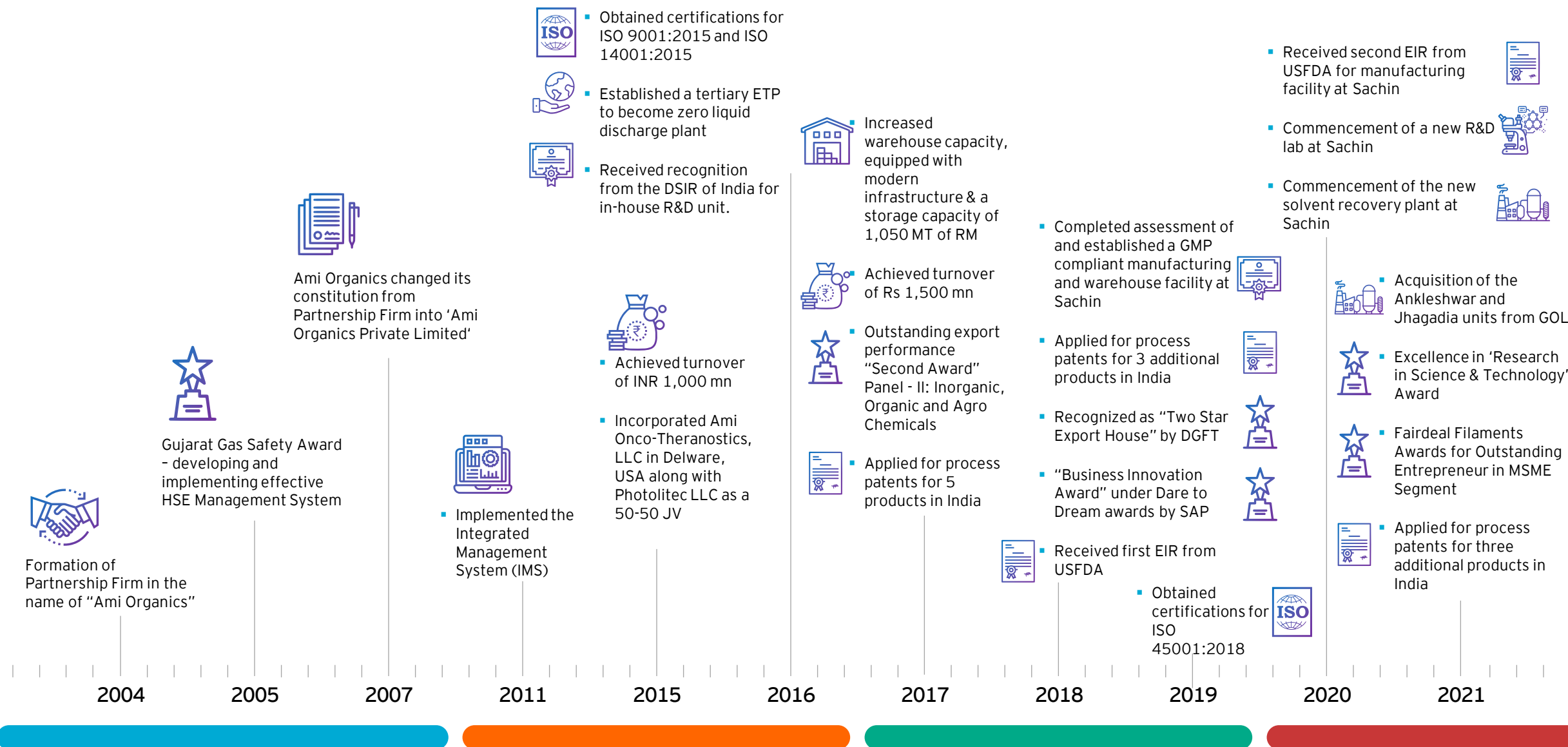


Others

520+ Products

Added 17 new products in FY22

Our Journey



Our Products

Advance Intermediates for Pharmaceuticals



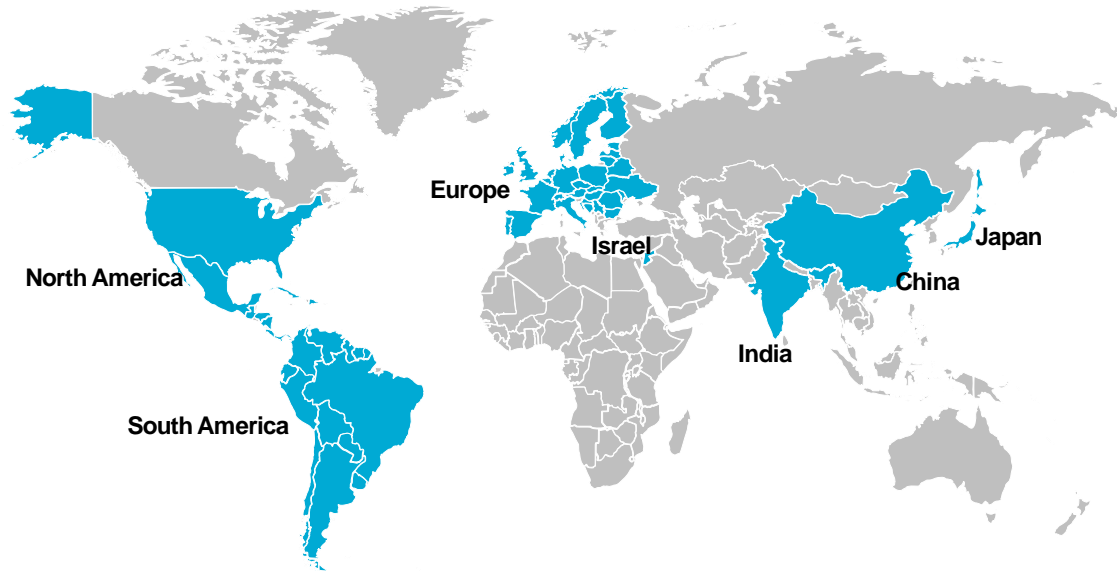
- Advanced Intermediates:
 - ✓ 450+ Products
 - ✓ Intermediates across 17 therapeutic areas
 - ✓ Chronic Therapy focus: 91%
 - ✓ Majorly backward integrated to Basic Chemical level
 - ✓ 50-90% global market share key molecules

Specialty Chemicals



- Niche KSM for Agrochem and Finechem companies
- Parabens & paraben formulations, Salicylic Acid and other specialty chemicals that find end-use in cosmetics, dyes, polymers and agrochemical industries, animal foods, and personal care industries
- New segment - Electrolyte used in manufacturing cells for energy storage devices.

Strong and Long-term relations with Diversified Customers across Geographies



54%
of revenue from Top 10
customers in FY22

13
customers associated since
last 10 years

50
customers associated since
last 5 years

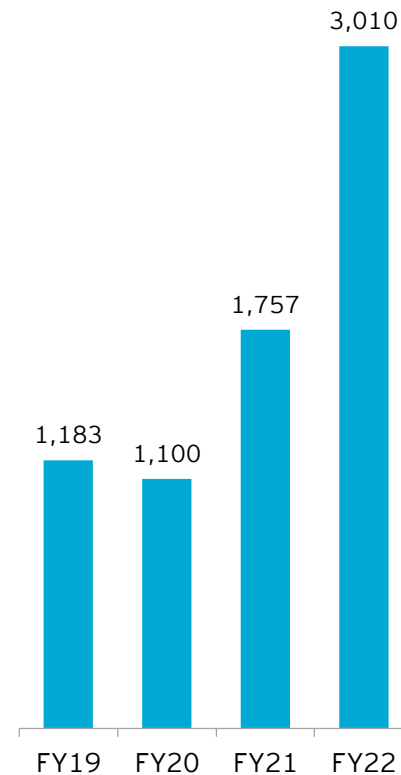
- Well established and long-term relations with domestic and MNCs across large and fast-growing markets globally
- Diversified customer base
- Long term supply contract with key customers
- Prolonged adherence to stringent client requirements leads to new business from existing customer base as well as from new clients

Revenue from Exports

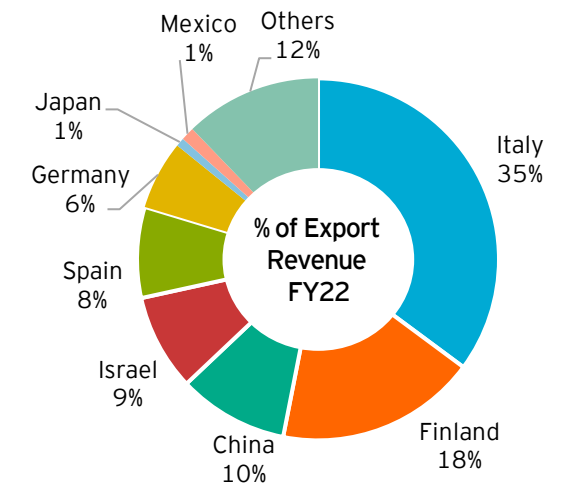
Exports Revenue as % of
Revenue from Operations

50% 46% 52% 58%

(Rs mn)



Key Exports Destinations



Strong and Long-term relations with Diversified Customers across Geographies (cont'd)

Clientele

Advanced Pharma Intermediates (Top Clients)

Generic



Innovators



Specialty Chemicals (Top Clients)



Our Manufacturing Facilities



Manufacturing Facilities Total

Total Land Area
(sq mtrs)

75,892

Installed Capacity
(MTPA)

6,060



Sachin Unit

Land Areas
(sq mtrs)

8,250

Installed Capacity
(MTPA)

2,460

- Multipurpose facility equipped for production of Pharma Intermediates
- Two blocks with 13 separate product lines, 40 reactors, 17 dryers, zero-liquid discharge based ETP and SBT system



Ankleshwar Unit

Land Areas
(sq mtrs)

10,644

Installed Capacity
(MTPA)

NA

- The Chemicals production from the Ankleshwar site is successfully transferred to the Jhagadia unit without any loss of revenue
- Currently, the Ankleshwar site has been demolished
- The new plant will be set up at Ankleshwar site to cater to growing demand of Advance Pharmaceutical Intermediates



Jhagadia Unit

Land Areas
(sq mtrs)

56,998

Installed Capacity
(MTPA)

3,600

- Multipurpose facility for production of parabens, PHBA and other specialty chemicals.
- Consists of 26 stainless steel and glass reactors with fully dedicated lines for paraben, PHBA production
- Equipped with state of art ETP with zero liquid discharge solutions
- Unused 15,830 sq mtrs land available to explore brownfield expansion opportunities



Warehouse (Sachin)

Land Areas (sq mtrs)

2,812

Installed Capacity
(MTPA)

1,050

- Facility built in vicinity of the Sachin facility

Superior R&D Capabilities

01

R&D Lab

2,200 sq. mtrs. DSIR approved in-house R&D facility at Sachin supported by an ADL

02

Technology

ADL fully supported by analytical instruments (LCMASS, GCMASS, UV spectrophotometer, ultrasonic bath, photo stability & stability chambers, etc.)

03

State-of-the-art equipment

Modern fume hood system, autoclave, high vacuum distillation assembly, glass reactor assembly, etc.

04

R&D Strategy

R&D Team - Focused on product Pipeline, NCE product, New product development, CDMO

Process improvement - innovating new ways / improving processes to manufacture products

05

Team

Specialized team of 60+
10 members hold Ph. Ds
39 hold Masters' degrees
Strong focus on new scientists' recruitments

06

Patents

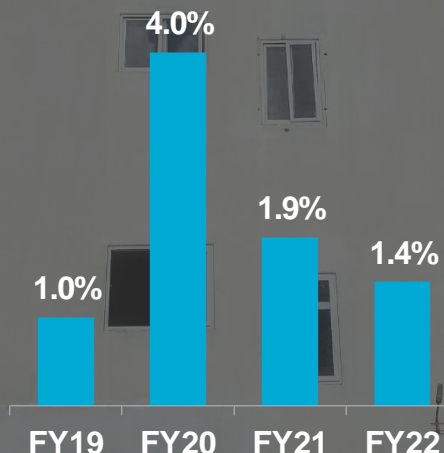
12 Process Patents filed out of which:
1 Patent granted
7 Patents published
4 Patents applied

R&D Expenditures

24	86	65	70
----	----	----	----

(Rs mn)

R&D expenditure as % of Revenue from Operations

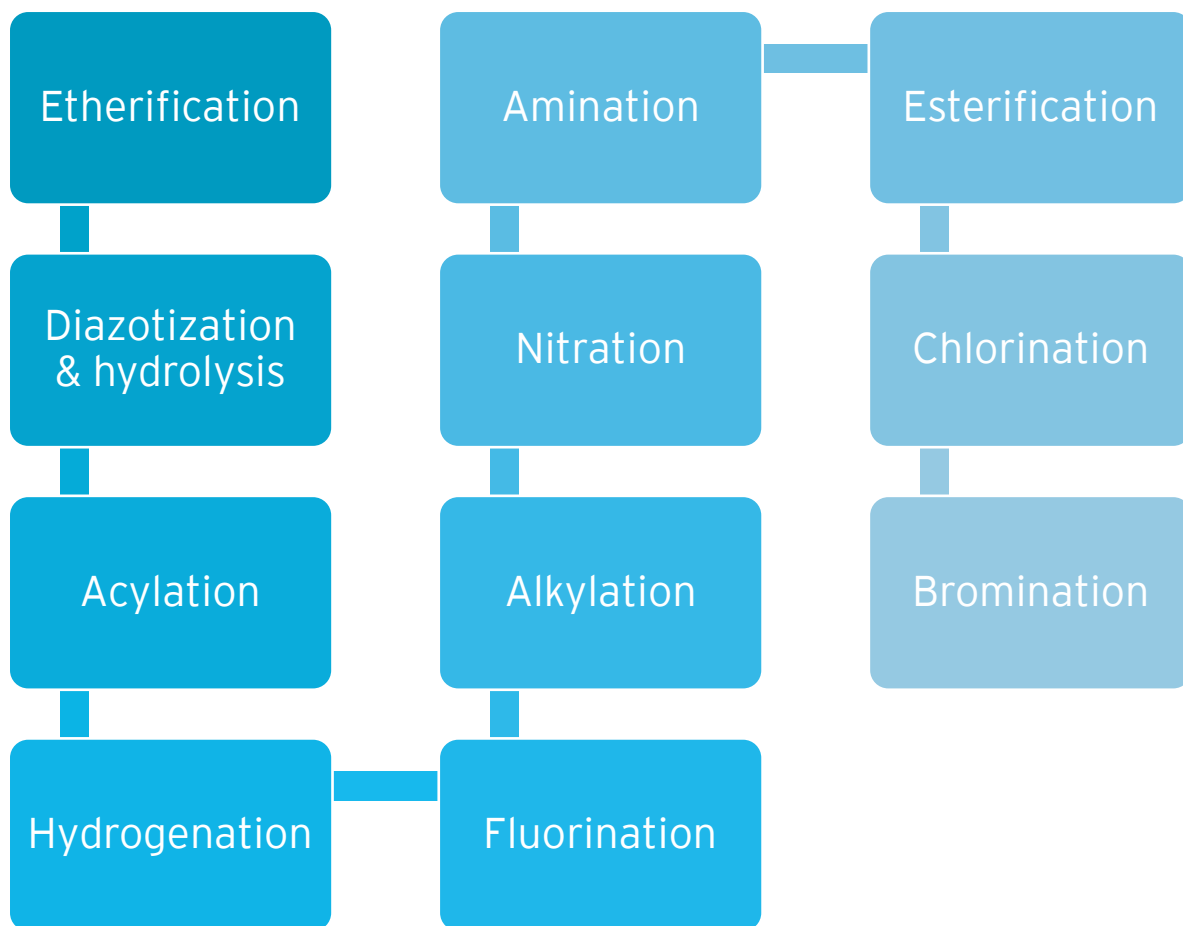


AMI ORGANICS LIMITED
R & D CENTRE

24AAGCA4014R12L

Superior R&D Capabilities (Cont'd)

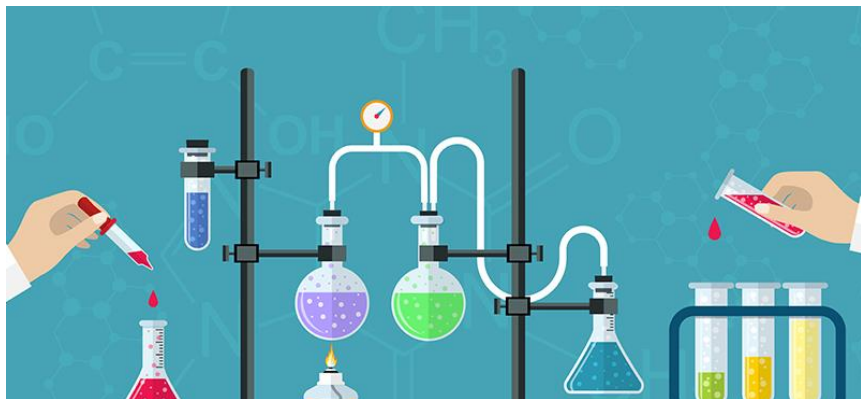
Our Capabilities in Key Chemistry



AMI Organics R&D Centre in Surat



Continuous Flow Reactor



- Continuous flow reactors are **more efficient, and sustainable** when compared to manufacturing products using traditional reactors.
- AMI has successfully developed capabilities in **Plug Flow, Catalytic fixed-bed flow, Tubular flow** kind of reactors
- This technology **reduces the cycle time to manufacture** a product which leads to **lower utilization of utilities**
- The space required to fit a flow reactor is considerably lower than the traditional reactors.
- AMI Organics has successfully developed and **commercialized 2 products under continuous flow**
- AMI Organics has **successfully developed 3 more existing products** which are under pilot-scale now. The company has already ordered equipment and the products will commercialize using continuous flow in the current financial year.

Our Founders

The visionaries who built this company



Nareshkumar Patel

Executive Chairman, MD

- Mr. Nareshkumar Patel is founder of the Company.
- He has been associated with the Company since its inception and has extensive experience in the global generic pharma business.
- Nareshkumar is responsible for handling the Chemical Engineering and Product Implementation divisions of the Company.
- He holds a Bachelors Degree in Engineering from Gujarat University.



Chetankumar Vaghasia

Whole-time Director

- Mr. Chetankumar Vaghasia is one of the co-founders of the Company.
- He has been associated with the Company since its inception and has over 17 years of deep experience in the chemicals industry
- Chetankumar is responsible for handling the Procurement and Administration divisions of the Company.
- He holds a Diploma from Surat, Gujarat.

Our Leadership

Board of Directors



Virendra Mishra

Whole-time Director

- Holds Master of Science degree
- Previously associated with K.A. Malle Pharmaceuticals Ltd and Surya Organics & Chemicals



Girikrishna Maniar

Non-executive,
Independent Director

- Holds a Bachelor of Science degree and is a fellow member of the Institute of Cost Accountants of India



Richa Goyal

Non-executive,
Independent Director

- Holds Bachelor of Commerce degree and an LLB degree; fellow member of the Institute of Company Secretaries of India
- Currently associated with "Richa Goyal and Associates"



Hetal Gandhi

Non-executive
Independent Director

- 34+ years of experience in the financial services industry
- Holds Bachelors of Commerce degree; an Associate Member of the ICAI
- Co-founder and MD of Tano India Advisors



Dr. Anita Bandyopadhyay

Independent Director

- Acclaimed HR consultant with extensive expertise in Leadership Development and Talent Management,
- Holds a Doctorate in Applied Psychology from Kolkata University
- She has experience in Pharma, FMCG, Retail, and B2B business sectors.



Mr. Ram Mohan Rao Locande

Whole-time Director

- 20 years of vast experience with leading pharmaceutical and chemical manufacturing companies in India.
- Worked with prestigious pharmaceuticals companies like Glenmark Pharmaceuticals Ltd., Macleod's, Dr. Reddy Laboratories Ltd

Key Management Personnel

Bhavin Shah

Chief Financial Office

- Holds Bachelor of Commerce and a qualified Chartered Accountant from ICAI
- Previously associated with Sun Pharma Group, Deloitte Haskins & sells

Ajit Kumar Choubey

President - Technical

- Holds Doctor of Philosophy degree in Chemistry
- Previously associated with IPCA Laboratories

Sanjay Vasoya

AVP - R&D

- Holds Ph.D. and M.Sc in Organic Chemistry
- Previously associated with Teva Pharmaceuticals, Alembic and Rubamin Pharma

Gaurav Bhandari

Senior Manager- Marketing

- Holds Bachelor of Technology (Bioinformatics) and PGDM degree
- Previously associated with Go Zoop Online Pvt Ltd and Social PR Outsourcing Pvt Ltd

What makes us different

1

Niche Product Portfolio with a strong market share

- ✓ Niche products with limited competition focused on the Chronic disease market
- ✓ Our key products hold more than 50% market share globally

2

Diversified customer base across geography

- ✓ Successful track record of working with innovators with sticky customers across products/
- ✓ Trusted and reliable supplier of intermediates globally
- ✓ "Preferred Supplier" status for key molecules

3

The reputation of bringing new products to the market aided by strong R&D capabilities

- ✓ First to Market in most of the products
- ✓ For a single intermediate, capability to provide product from N-1 to N-8 stage with different routes of synthesis

4

High entry barriers

- ✓ A long gestation period to be enlisted as a supplier
- ✓ The involvement of complex chemistries
- ✓ Regulatory requirements creating hurdles for new entrants

5

Diversified products to support our growth in future

- ✓ Our long tail of 350-400 products includes products which are in development or testing phase for our clients some of which has potential to support our growth in coming years

6

Robust cost management / Process Improvements

- ✓ ~64% of our raw material is outsourced from domestic vendors with products developed by AMI and outsourced to toll manufacturer leading to better management of input cost
- ✓ Continuous focus on process optimization and improvement has led to cost leadership in the industry with high quality products

Contents

3 Advanced Pharma intermediate

- A leading Advanced Intermediate Manufacturer from India
- Our Business Model
- Our Key Products and their Application
- Our Products
- Capex
- Our strategy and outlook
- Industry Overview



A leading Advanced Intermediate Manufacturer from India



3,984
FY22
Revenue
(INR mn)



50-90%
Market Share in
Key Molecules



160+
Customers
Added 30 new customers
in FY22



73%
Raw Material
Outsourced
domestically

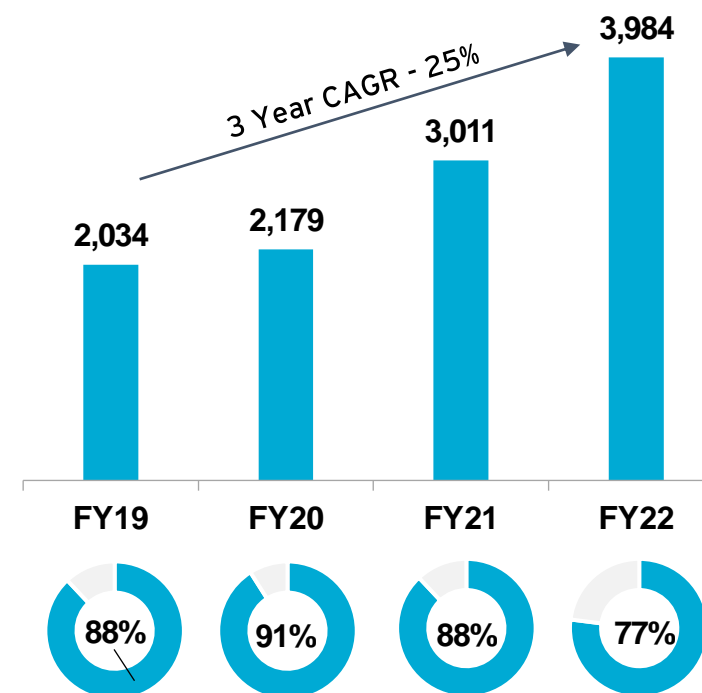


12
Process Patents
(1 Patent published; 7 patents granted
and 4 patents applied)

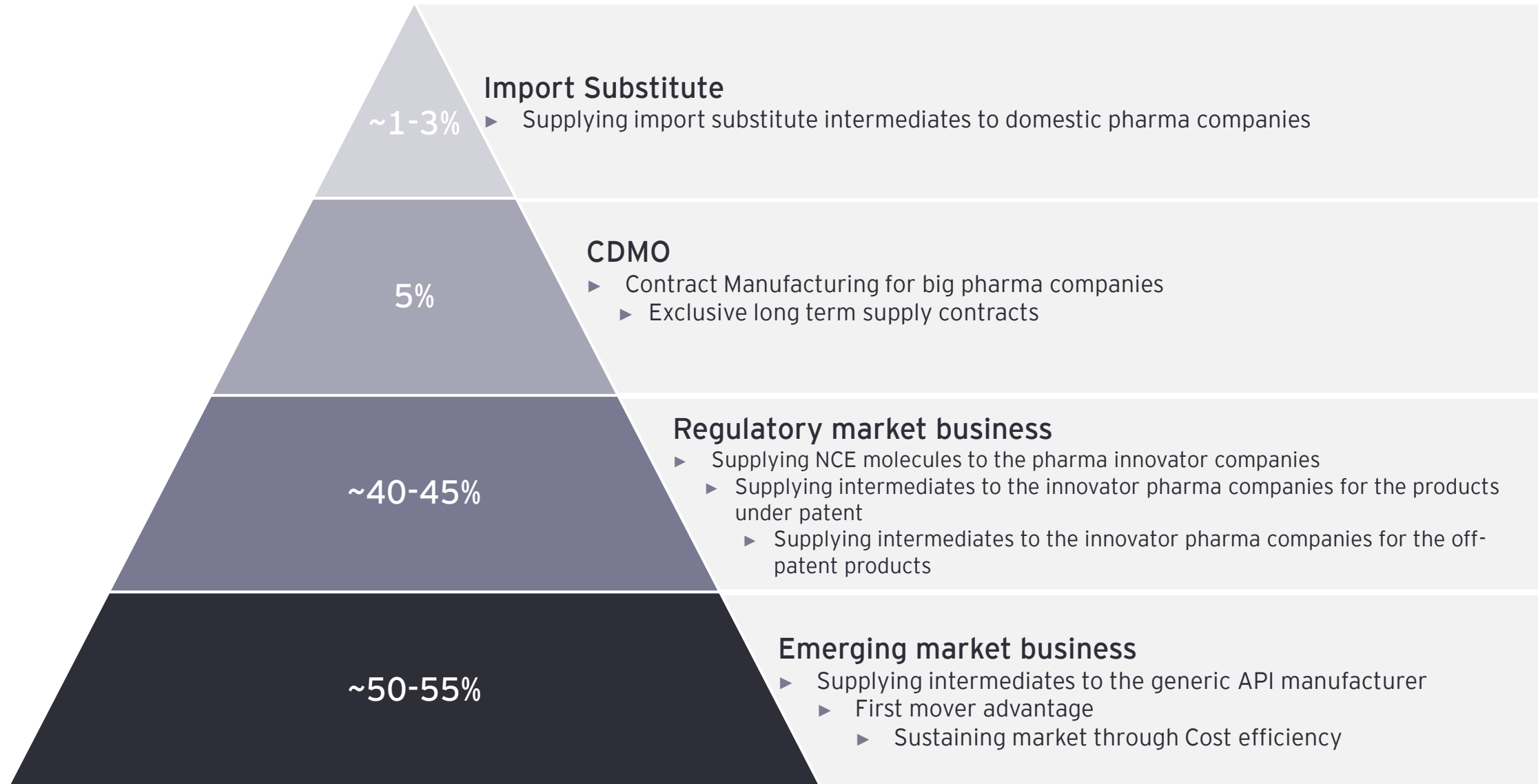


2
Manufacturing
Facilities
Surat and Ankleshwar, Gujarat.
(Ankleshwar plant is under
development)

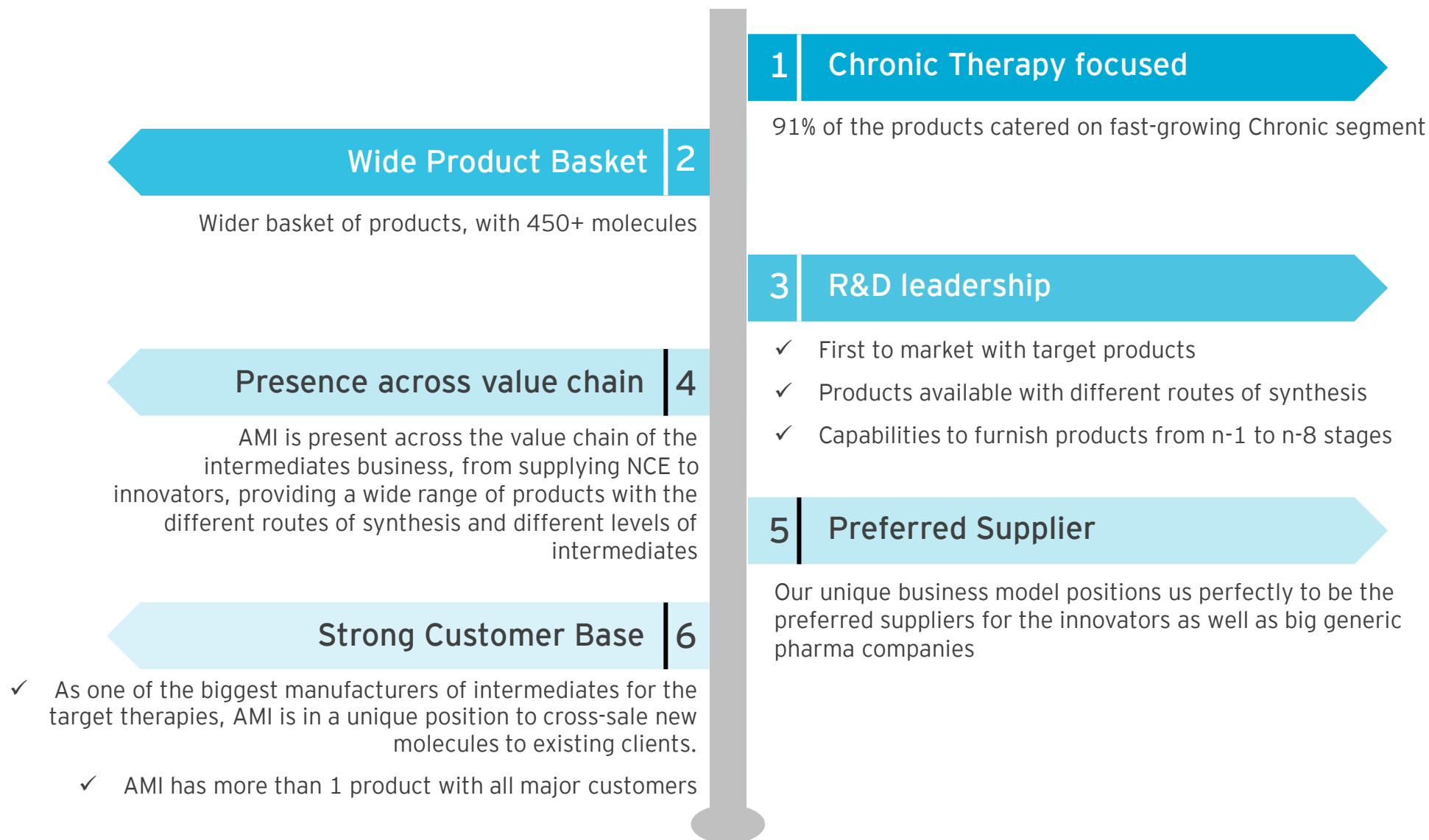
Historical Business Performance



Our Business Model – Advanced Intermediates for Pharmaceuticals



Uniqueness of our business model




CAPEX - Expansion of Pharma Intermediate Business

CAPEX - INR 190cr

On 29th April, BOD approved the Capex plan of INR 190cr to build a brownfield plant in Ankleshwar, Gujarat, to support the future business growth in the company's advanced pharmaceutical intermediates segment.

CAPEX - Funding

The Capex will be funded through a mix of General Corporate funds of IPO proceeds, internal accruals, and debt. Currently, the company does not have long-term debt on the books other than a short-term working capital loan.



Capacity & Clearances

The Ankleshwar site has received the necessary environmental clearance and the new facility will have ~90 reactors taking the total reactor capacity to 436KL.

The current capacity utilisation at the Sachin unit in Surat, Gujarat which manufactures the majority of the pharmaceutical intermediates is at ~65%.

Timeline & Other details

The plant is expected to start commercial operations from Q4FY24.

The production at the Ankleshwar unit was successfully transferred to the Jhagadia unit during the last quarter without losing any revenue. Currently, the old plant at Ankleshwar is being demolished and the new plant will be built on this site.

Our strategy and outlook

Strategy

Outlook

Growing Innovator business because of track record of innovation, timely supply, and consistent quality

Products already commercialized for **drugs going off patent** in coming years expands/opens up new market

Continue to **develop import substitute** products for domestic market

190cr Capex to expand capacities for the Advance intermediate business

Expect to continue the **historical growth rate** in the coming years

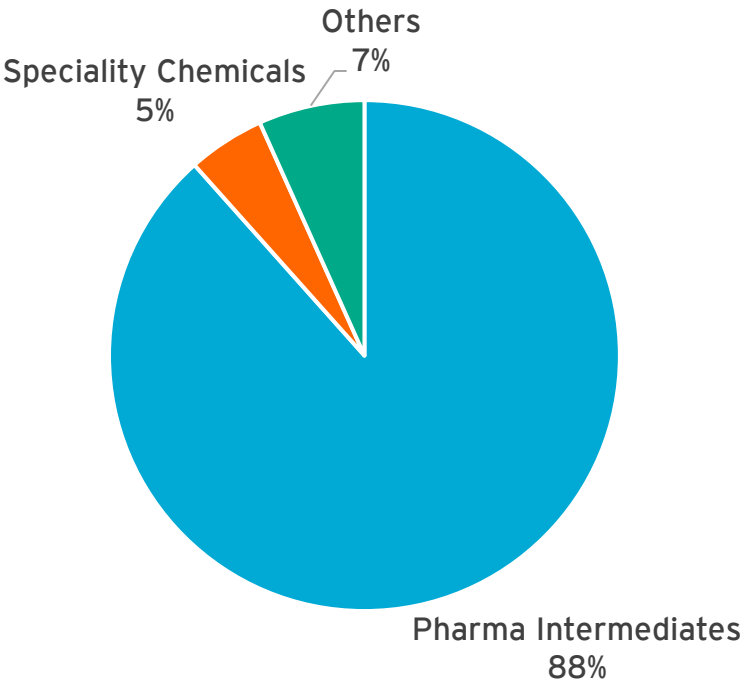
Industry Overview

Currently ~90% of our revenue come from products used in Pharmaceutical industry specifically for manufacturing of APIs...

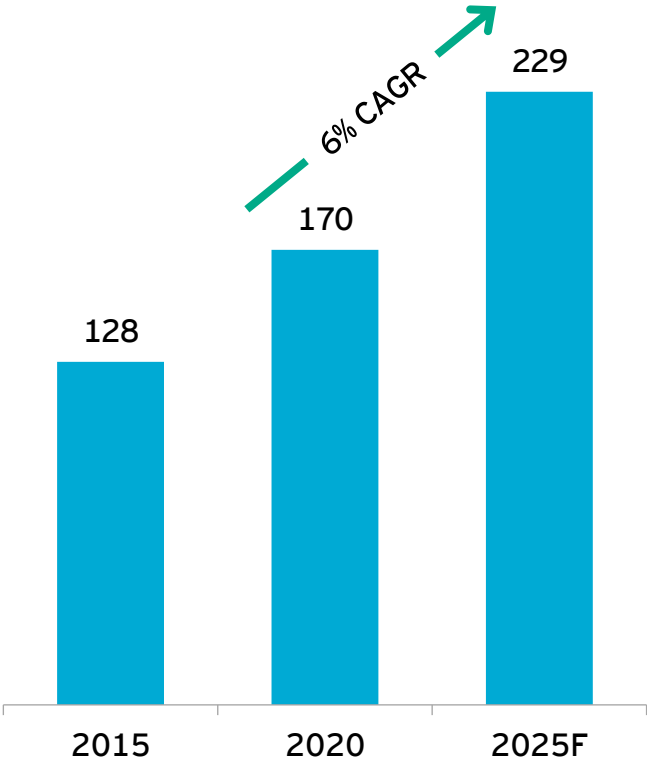
...with Global API industry estimated to grow by 6%; witnessing shift in production activity from developed markets to Asia...

...whereas Key APIs for which Intermediates are manufactured by AMI are expected to grow at much faster rate as the they cater to Chronic disease market which is expected to grow at higher rate than the overall market

FY21 Revenue



Global API Market (USD Bn)



Source: RHP and F&S Report

Key API AMI caters to

CAGR 2020 - 25F⁽¹⁾


Trazodone	6.30%
Entacapone	11.20%
Pazopanib	11.80%
Darulutamide	36.00%
Dolutegravir	31.50%
Apixaban	44.70%
Nintedanib	23.70%
Rivaroxaban	23.50%

(1) CAGR for global API market size as per F&S report

Contents

4 Specialty Chemicals

- Speciality Chemicals - Overview
- New Product launched
- Acquisition of Gujarat Organics facilities
- Unlocking the Operational Lever
- Industry Overview
- Our strategy and outlook



Speciality Chemicals - Overview



931
FY22
Revenue
(INR mn)



300+
Customers
across the globe
Added 10 new customers in
FY22



30+
Countries
(Customer locations)



~600bps
EBITDA
Improvement
in Facilities acquired from
Gujarat Organics.*

*EBITDA Improvement from
Q1 to Q4

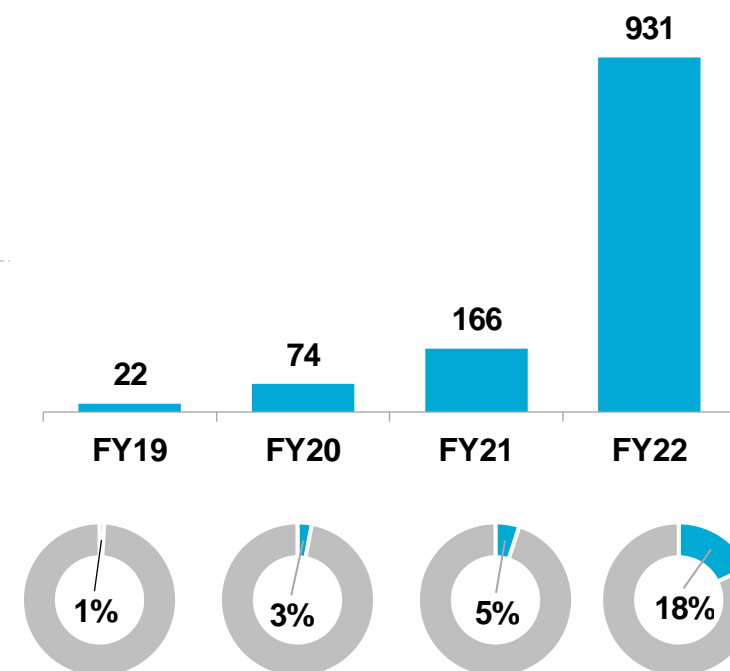


~50
Products
KSM for Agro and Fine chem;
Parabens;
Salicylic Acid;
Other Speciality Chemicals



1
Manufacturing
Facilities
Jhagadia, Gujarat

Historical Business Performance

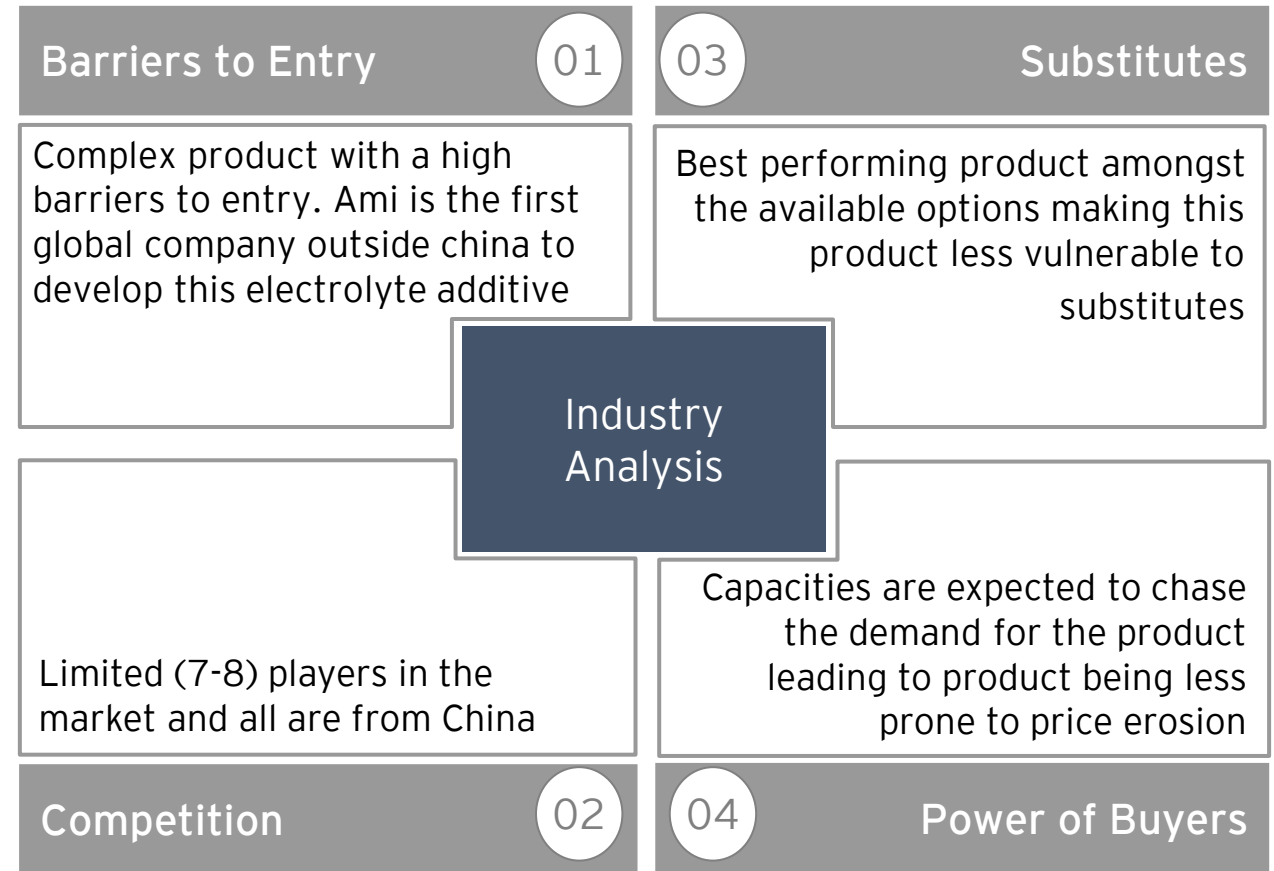


New Product developed - Electrolyte Additive

Electrolyte for cells

- AMI Organics has successfully developed a **core electrolyte additive for cells used in energy storage devices**.
- **First Indian and global company outside China** to develop this product.
- **Samples under approval with customers** from pilot production

Industry Analysis



Acquisition of Gujarat Organics facilities



Deal Rationale

- Acquisition is in line with the Company's inorganic growth strategy of foraying further into the specialty chemicals sector
- Offers significant diversification in the existing product portfolio which furthers the objective of achieving an inorganic expansion of business
- Free Land available for brownfield expansion with all statutory approval



Deal Stats

- Slump sale transaction with two facilities situated at Ankleshwar and Jhagadia acquired.
- Combined manufacturing capacity of 3,600 MTPA - taking total manufacturing capacity of Ami Organics to 6,060 MTPA
- Sales turnover of the 2 units acquired in Fiscal 2021: INR 1,060 Mn(8)
- Total Purchase Consideration: INR 930 Mn | Acquisition Debt taken: INR 650 Mn



Gujarat Organics portfolio

- Preservatives: Parabens & paraben formulations with end use in cosmetics, animal foods and personal care industries
- Other Specialty Chemicals that find end use in cosmetics, dyes, polymers and agro-chemical industries

Our strategy and outlook

Strategy

Outlook

Business to grow at a faster rate than core pharma intermediate business due to lower base

Development and entry into newer molecules to accelerate the growth

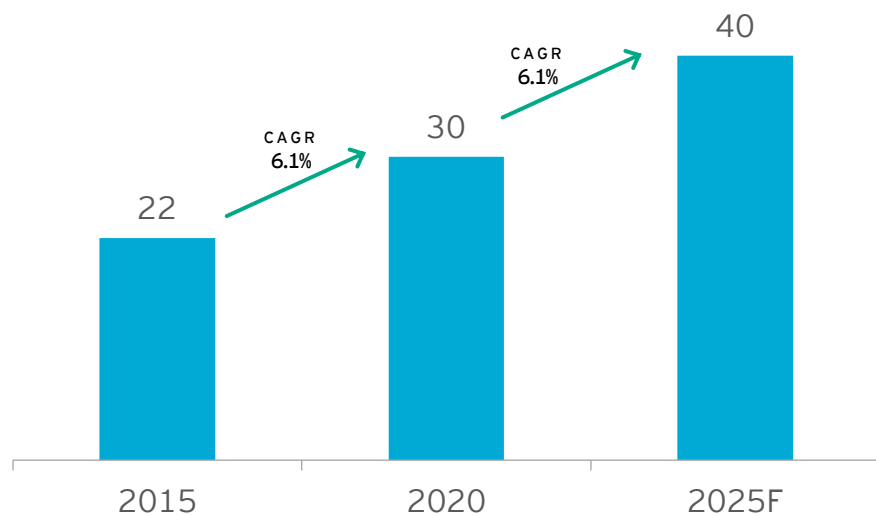
Continue to work on improving operational efficiencies to deliver better margins

Industry Overview

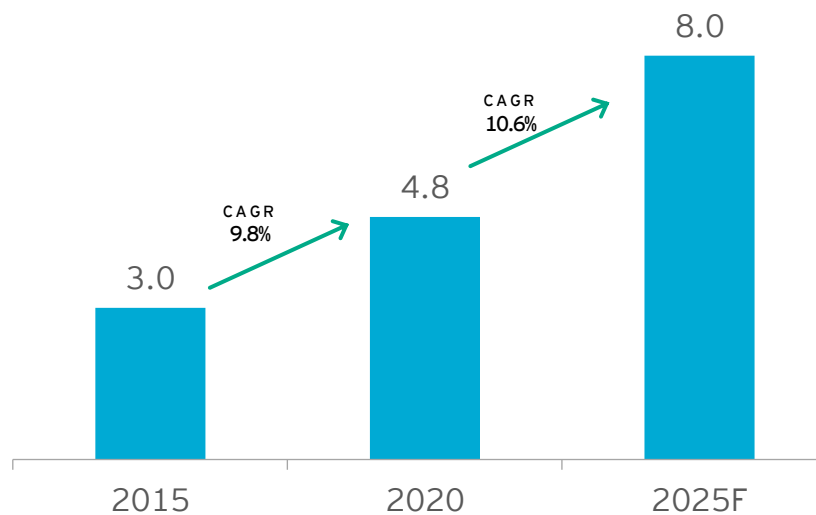
Our existing Chemicals segment supplies KSMs to Agrochemicals and Fine Chemicals company ...

KSMs

Global KSM Market - Size and Growth
(USD Bn)



India KSM Market - Size and Growth
(USD Bn)



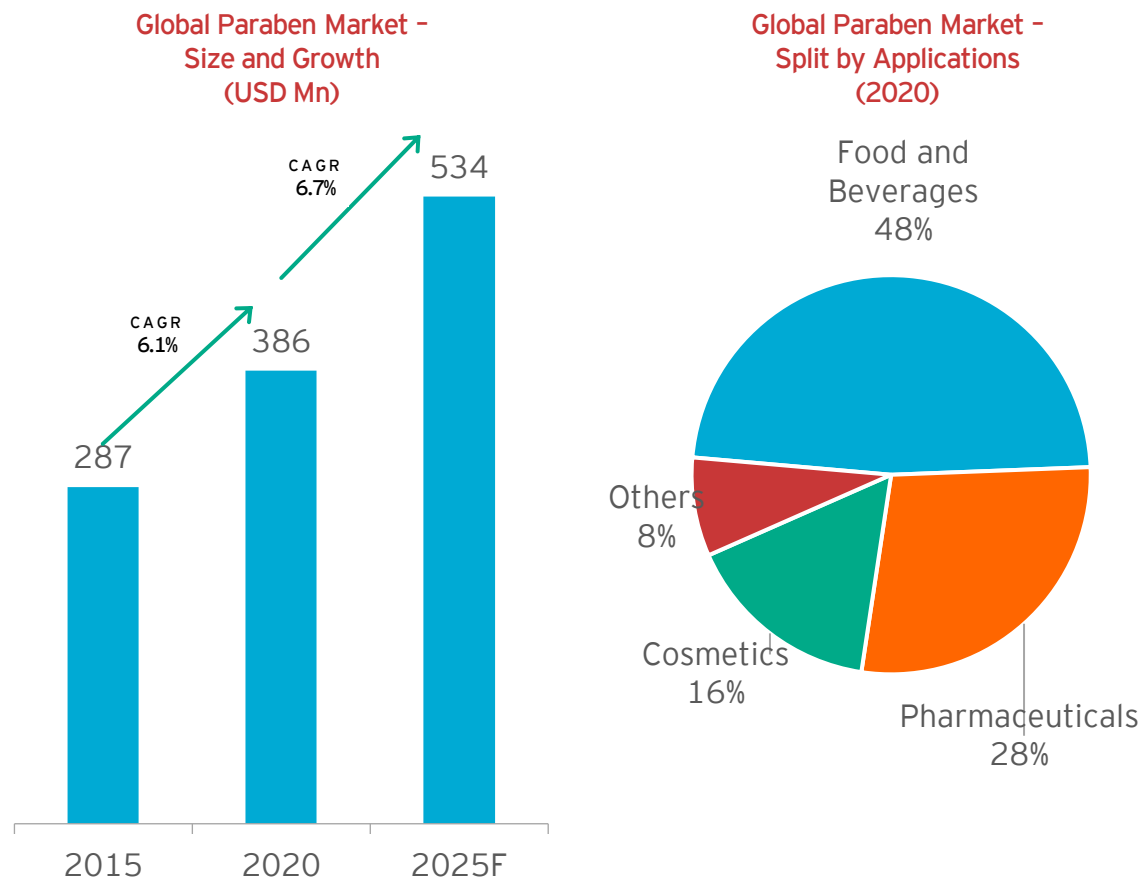
Why is India favourably placed?

- Govt's proposition to support local manufacturing
- Shift in investments from regulated markets to developing countries
- Global end users looking for alternative to China rapidly
- India's significant experience in handling regulatory requirements, strong process know how, superior R&D and low costs

Industry Overview

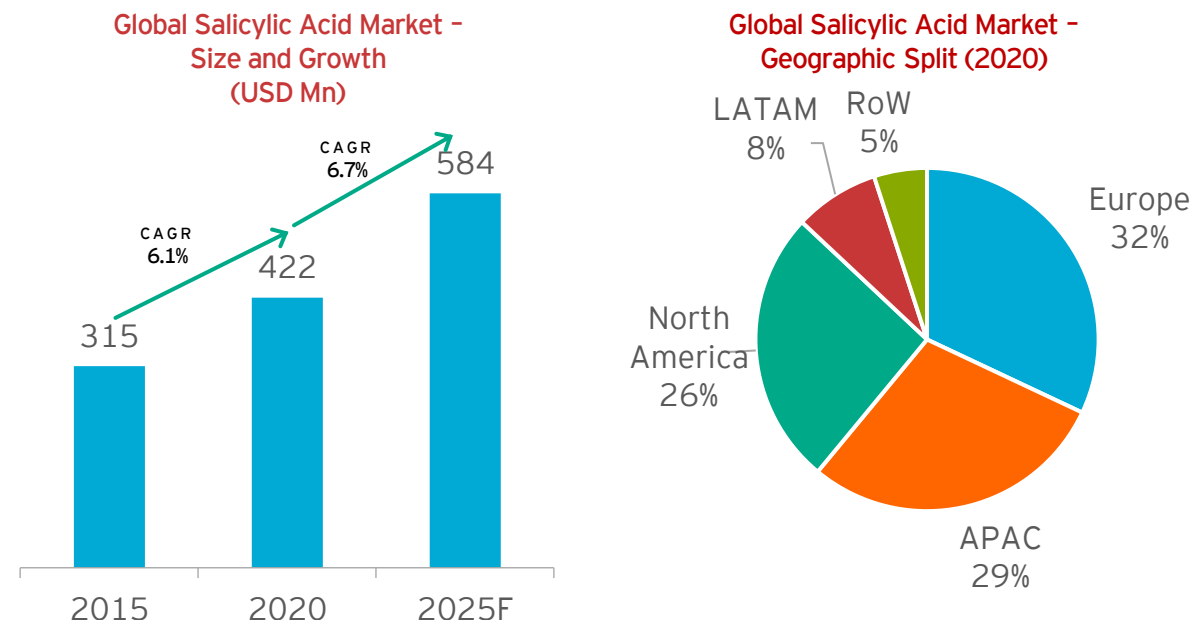
...whereas our new acquired units manufactures preservatives along with some specialty chemicals such as salicylic acid

Parabens



Source: RHP and F&S Report

Salicylic Acid



Key Trends

- Increasing use of salicylic acid based drugs for treatment of skin disorders, cardiovascular diseases and Hughes syndrome
- Increased consumption of Aspirin owing to superior pain-relieving action and easy availability to bolster demand
- Growing use as preservatives to prolong shelf life of F&B products; derivatives used to prevent spoilage and in fermentation
- High demand for facial creams, acne reduction preparations and hair treatment products

Contents

5 Working Toward Better Tomorrow



Working Towards Better Tomorrow

Environment:

- Zero Liquid Discharge based in-house effluent plant at Sachin Unit
- 80% of wastewater recycled
- Developing greenbelt in GIDC
- All the manufacturing units are ISO 9001:2015, ISO 14001:2015 certified

1

Social:

- Company's Sachin Facility is SA 8000:2014 certified
- The SA8000® Standard is the leading social certification standard for factories and organizations across the globe**
- Occupational health and safety management system at Sachin Facility has been certified to be in compliance with ISO 45001:2018 standards by the Bureau Veritas Certification Holding SAS - UK Branch

2

Governance:

- ✓ 50% of the board constitutes of independent directors
- ✓ Audit and NRC are headed by independent directors

3

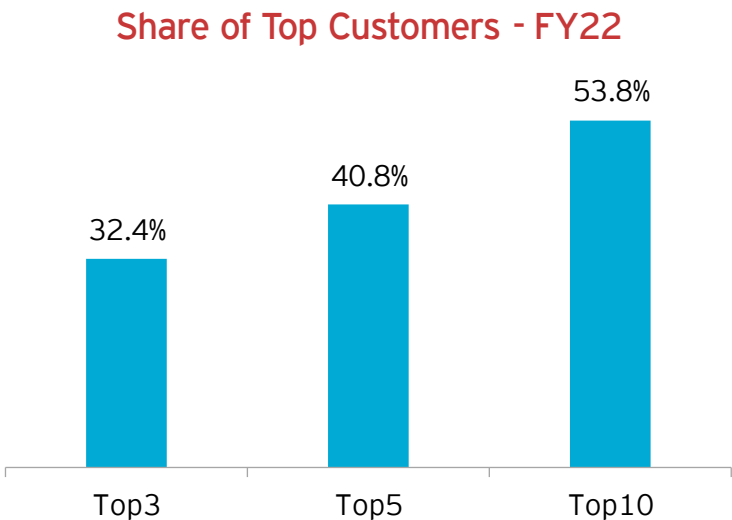
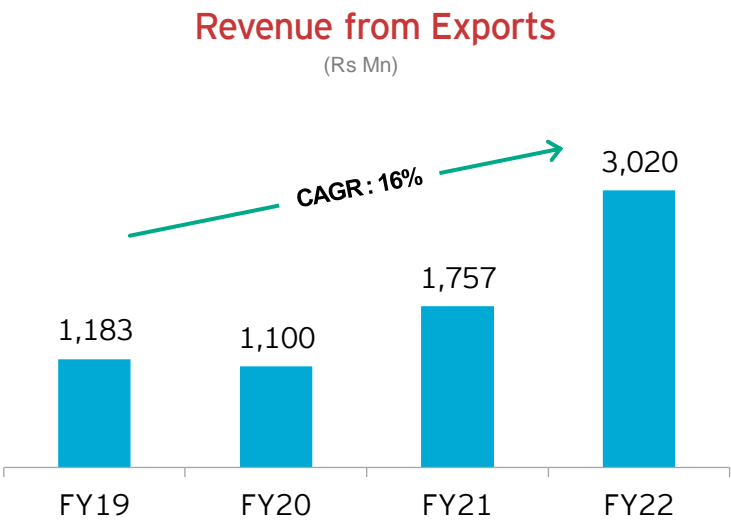
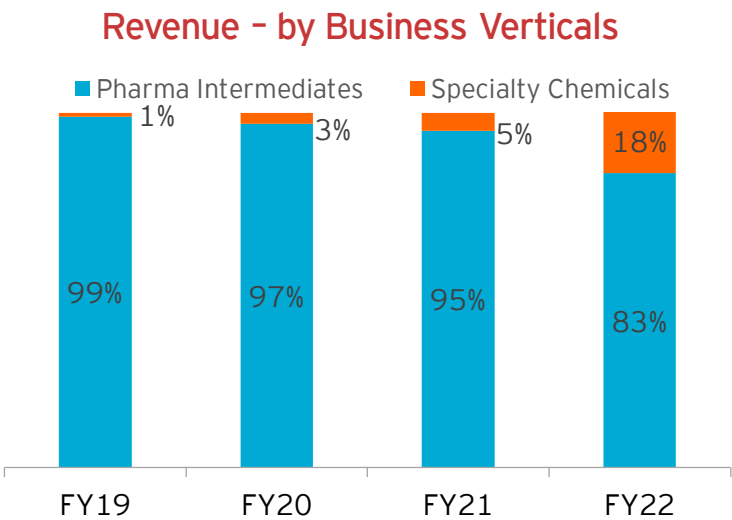
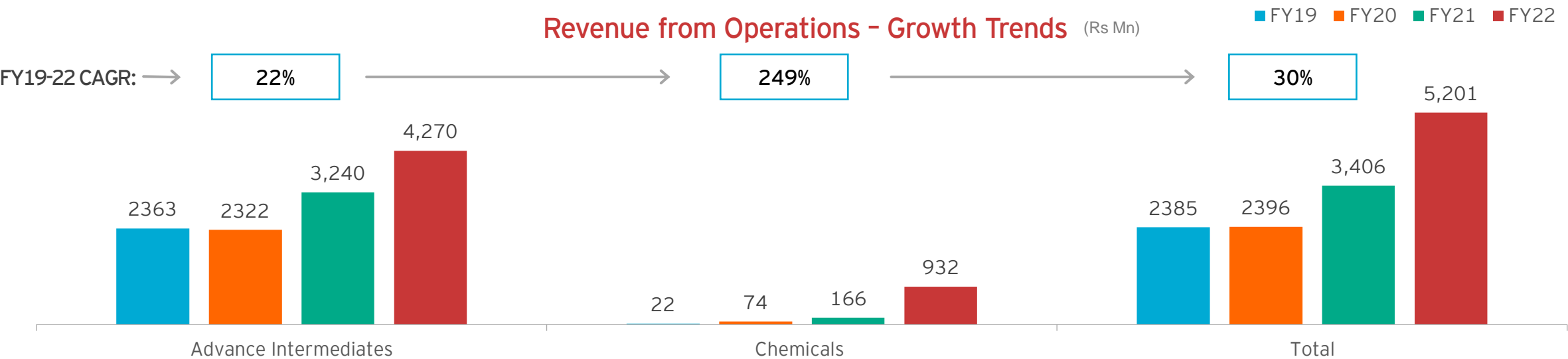
Contents

6 Shareholder Information

- Performance highlights over the years
- Financials for the last three years
- Shareholder Information



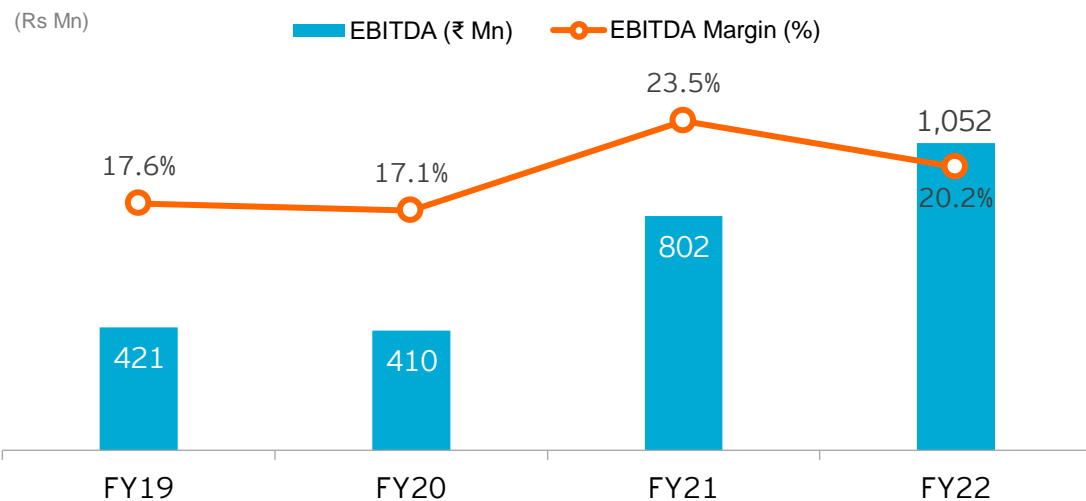
Performance highlights over the years



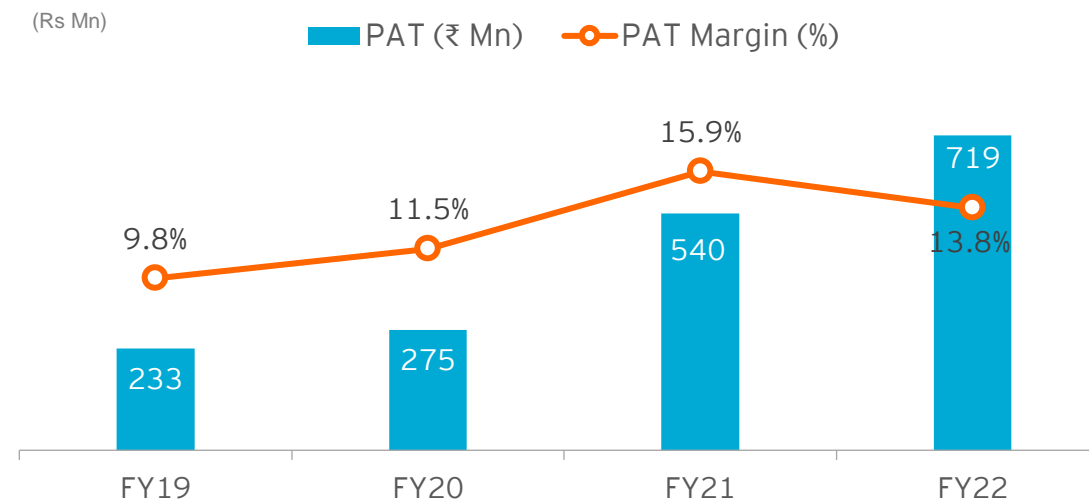
Note: Revenue from Operations for previous years does not include revenue from units acquired from GOL as the acquisition was completed on Mar-21.

Performance highlights over the years (cont'd)

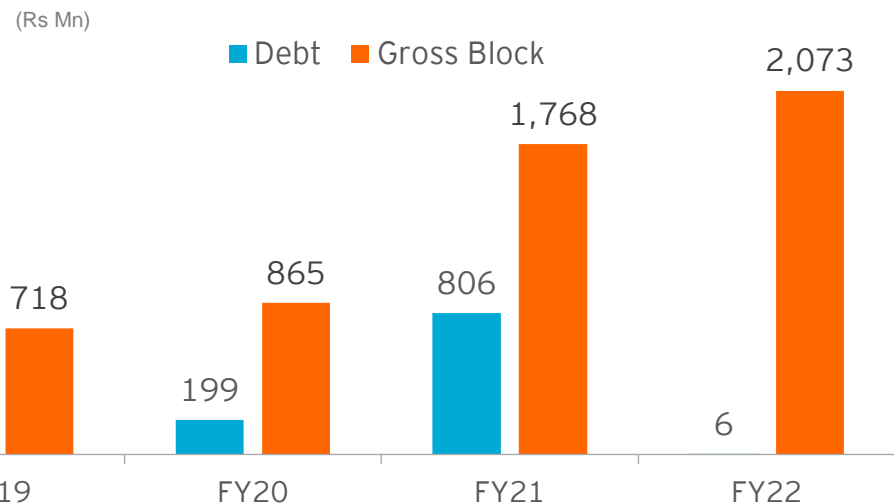
EBITDA and EBITDA Margins (%)



PAT and PAT Margins (%)

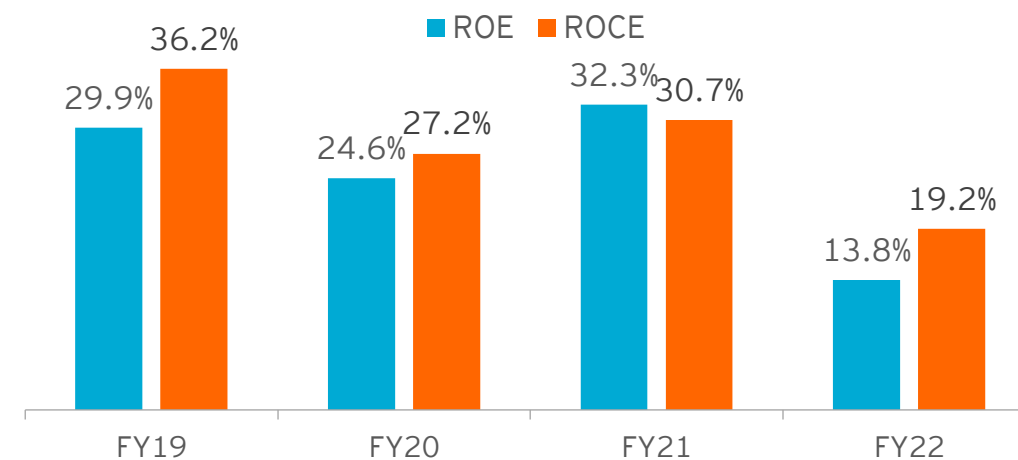


Long term Borrowings and Gross Block



Repaid most of the borrowing as per the use of IPO proceeds.

Returns Profile



*Lower Return ratios due to higher fixed assets and cash on the balance sheet from IPO.

Financials for the last three years

Restated Summary Statement of Profit and Loss

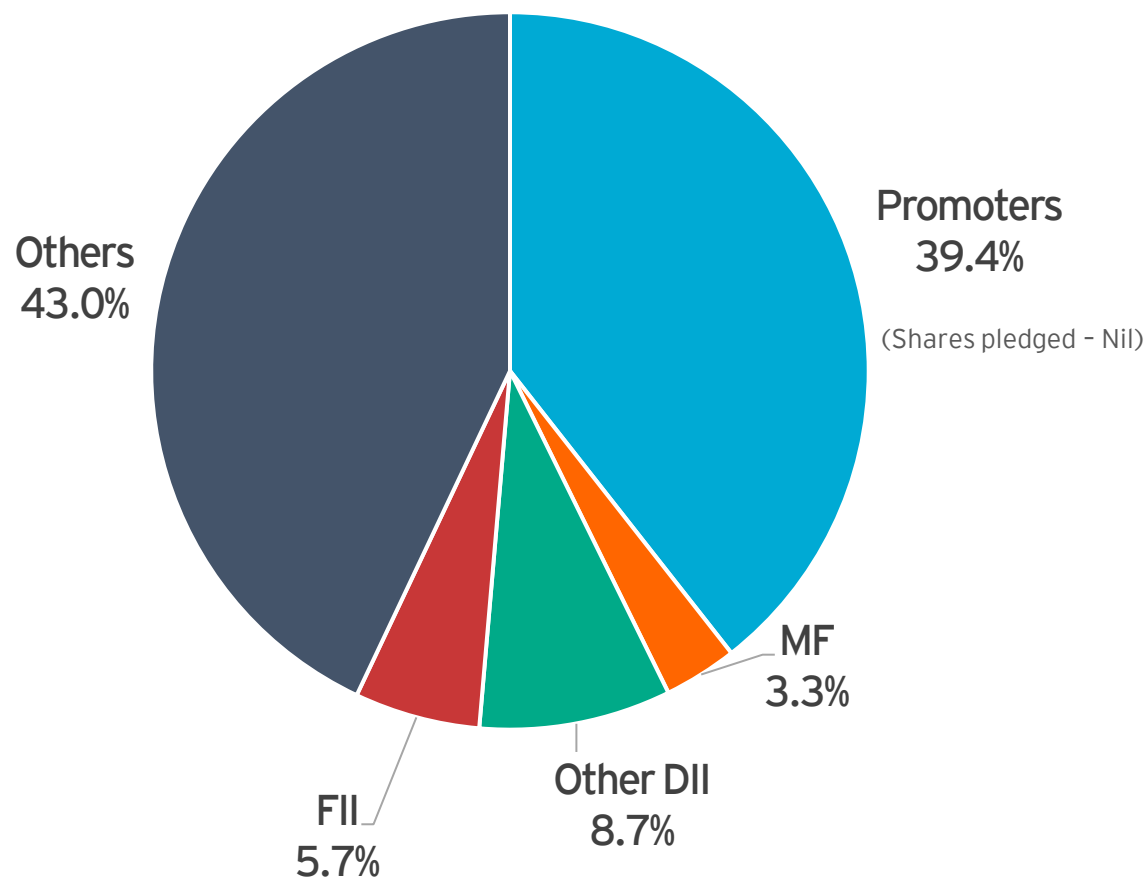
Particulars (Rs. Mn)	FY20	FY21	FY22
Revenue from Operations	2,396	3,406	5,201
Other Income	28	14	28
Total Revenue	2,425	3,420	5,229
Cost of Materials consumed	1,379	1,747	2,728
Employee benefits expenses	178	210	414
Finance costs	56	56	64
Depreciation and amortization	35	42	101
Other expenses	519	599	1,008
Total Expenses	2,077	2,703	4,314
PBT	347	717	915
Tax Expense	73	177	195
PAT	275	540	719

Restated Summary Statement of Assets and Liabilities

Particulars (Rs. Mn)	FY20	FY21	FY22
I. ASSETS			
NON-CURRENT ASSETS			
Property, Plant and Equipment	622	1,606	1778
Capital Work-In-Progress	117	2	30
Other Non-Current Assets	370	362	490
Total Non-Current Assets	1,109	1,970	2297
CURRENT ASSETS			
Inventories	523	604	1122
Trade Receivables	564	1,207	1637
Cash and Cash Equivalents	38	27	996
Other Current Assets	85	325	537
Total Current Assets	1,210	2,162	4291
Total Assets	2,319	4,133	6589
II. EQUITY AND LIABILITIES			
EQUITY			
Equity share Capital	105	315	364
Other Equity	1,013	1,354	4858
Total Equity	1,118	1,669	5223
NON-CURRENT LIABILITIES			
Borrowings	199	726	6
Other Non-Current Liabilities	55	77	67
Total Non-Current Liabilities	255	803	73
CURRENT LIABILITIES			
Current Borrowings	339	445	3
Trade Payables	514	844	1184
Other Current Liabilities	92	372	106
Total Current Liabilities	946	1,660	1293
Total Liabilities	1,201	2,463	1366
Total Equity and Liabilities	2,319	4,133	6589

Shareholder Information

AMI Shareholding as on 31st December 2022



Share Information (as on 31st December 2022)

NSE Ticker	AMIORG
BSE Ticker	543349
Market Cap (Rs. Cr)	3,517
Shares Outstanding	3,64,37,062
3M ADTV (Shares)*	97,931
3M ADTV (Rs. cr)*	9.3
Industry	Specialty Chemicals

*Source: NSE & BSE

The Presentation is to provide the general background information about the Company's activities as at the date of the Presentation. The information contained herein is for general information purposes only and based on estimates and should not be considered as a recommendation that any investor should subscribe / purchase the company shares. The Company makes no representation or warranty, express or implied, as to, and does not accept any responsibility or liability with respect to, the fairness, accuracy, completeness or correctness of any information contained herein.

This presentation may include certain "forward looking statements". These statements are based on current expectations, forecasts and assumptions that are subject to risks and uncertainties which could cause actual outcomes and results to differ materially from these statements. Important factors that could cause actual results to differ materially from our expectations include, amongst others, general economic and business conditions in India and abroad, ability to successfully implement our strategy, our research & development efforts, our growth & expansion plans and technological changes, changes in the value of the Rupee and other currencies, changes in the Indian and international interest rates, change in laws and regulations that apply to the Indian and global pharmaceutical and chemical industries, increasing competition, changes in political conditions in India or any other country and changes in the foreign exchange control regulations in India. Neither the company, nor its Directors and any of the affiliates or employee have any obligation to update or otherwise revise any forward-looking statements. The readers may use their own judgment and are advised to make their own calculations before deciding on any matter based on the information given herein.

No part of this presentation may be reproduced, quoted or circulated without prior written approval from AMI Organics Ltd.



AMI ORGANICS LIMITED

For more information please contact:

Ami Organics Limited

**Ekta Srivastava, Company
Secretary & Compliance Officer**
cs@amiorganics.com

Ernst & Young

Rahul Thakur
Rahul.thakur@in.ey.com

© 2020 Ami Organics Limited, All Rights Reserved.