

The Manager The National Stock Exchange of India Limited Exchange Plaza, Bandra-Kurla Complex, Bandra (E), Mumbai - 400 051	The Manager Department of Corporate Services BSE Limited, Phiroze Jeejeebhoy Towers, Floor 25, Dalal Street, Mumbai- 400 001
--	--

Ref.: Scrip Symbol: FEDERALBNK/Scrip Code: 500469

Dear Madam/ Sir,

**Sub: Investor Presentation**

Pursuant to Regulation 30 of SEBI (Listing Obligations and Disclosure Requirements) Regulations, 2015, please find enclosed herewith the investor presentation on the Unaudited Financial Results for the quarter and nine months ended December 31, 2023.

The same is also being made available on the Bank's website, <https://www.federalbank.co.in/financial-result>

This is for your information and records.

Yours faithfully,

For The Federal Bank Limited

Samir P Rajdev  
Company Secretary

Encl: as above

# Investor Information

Q3 FY 2024

**FEDERAL BANK**

YOUR PERFECT BANKING PARTNER



# Disclaimer

**IMPORTANT:** This presentation has been prepared by The Federal Bank Limited (the “Bank”) solely for information purposes, without regard to any specific objectives, financial situations or informational needs of any particular person. All information contained has been prepared solely by the Bank. No information contained herein has been independently verified by anyone else. This presentation may not be copied, distributed, redistributed or disseminated, directly or indirectly, in any manner. This presentation does not constitute an offer or invitation, directly or indirectly, to purchase or subscribe for any securities of the Bank by any person in any jurisdiction. No part of it should form the basis of or be relied upon in connection with any investment decision or any contract or commitment to purchase or subscribe for any securities. Any person placing reliance on the information contained in this presentation or any other communication by the Bank does so at his or her own risk and the Bank shall not be liable for any loss or damage caused pursuant to any act or omission based on or in reliance upon the information contained herein. No representation or warranty, express or implied, is made as to, and no reliance should be placed on, the fairness, accuracy, completeness or correctness of the information or opinions contained in this presentation. Such information and opinions are in all events not current after the date of this presentation. Further, past performance is not necessarily indicative of future results. This presentation is not a complete description of the Bank. This presentation may contain statements that constitute forward-looking statements. All forward looking statements are subject to risks, uncertainties and assumptions that could cause actual results to differ materially from those contemplated by the relevant forward-looking statement. Important factors that could cause actual results to differ materially include, among others, future changes or developments in the Bank’s business, its competitive environment and political, economic, legal and social conditions. Given these risks, uncertainties and other factors, viewers of this presentation are cautioned not to place undue reliance on these forward-looking statements. The Bank disclaims any obligation to update these forward-looking statements to reflect future events or developments. Except as otherwise noted, all of the information contained herein is indicative and is based on management information, current plans and estimates in the form as it has been disclosed in this presentation. Any opinion, estimate or projection herein constitutes a judgment as of the date of this presentation and there can be no assurance that future results or events will be consistent with any such opinion, estimate or projection. The Bank may alter, modify or otherwise change in any manner the content of this presentation, without obligation to notify any person of such change or changes. The accuracy of this presentation is not guaranteed, it may be incomplete or condensed and it may not contain all material information concerning the Bank. This presentation is not intended to be an offer document or a prospectus under the Companies Act, 2013 and Rules made thereafter, as amended, the Securities and Exchange Board of India (Issue of Capital and Disclosure Requirements) Regulations, 2009, as amended or any other applicable law. Figures for the previous period / year have been regrouped wherever necessary to conform to the current period’s / year’s presentation. Total in some columns / rows may not agree due to rounding off. Note: All financial numbers in the presentation are from Audited Financials or Limited Reviewed financials or based on Management estimates.

Except for the historical information contained herein, statements in this release which contain/may contain words or phrases such as “will”, “aim”, “will likely result”, “would”, “believe”, “may”, “expect”, “will continue”, “anticipate”, “estimate”, “intend”, “plan”, “contemplate”, “seek to”, “future”, “objective”, “goal”, “strategy”, “philosophy”, “project”, “should”, “will pursue” and similar expressions or variations of such expressions may constitute “forward-looking statements”. These forward-looking statements involve a number of risks, uncertainties and other factors that could cause actual results to differ materially from those suggested by the forward-looking statements. These risks and uncertainties include, but are not limited to our ability to successfully implement our strategy, future levels of non-performing loans, our growth and expansion, the adequacy of our allowance for credit losses, our provisioning policies, technological changes, investment income, cash flow projections, our exposure to market risks as well as other risks. The Federal Bank Limited undertakes no obligation to update forward-looking statements to reflect events or circumstances after the date thereof.



# TABLE OF CONTENT

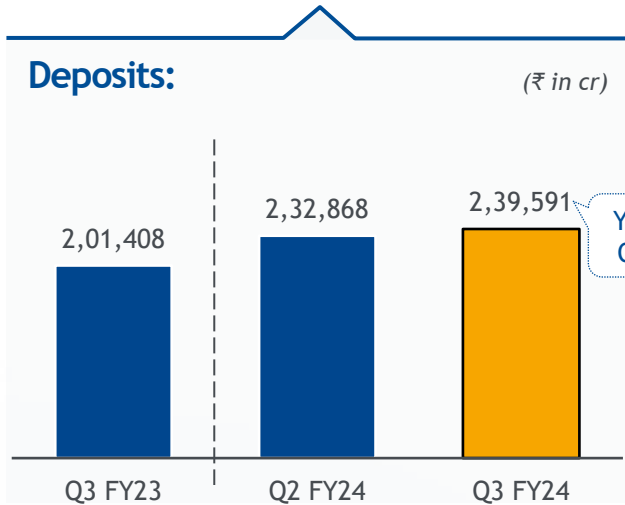
		Pages
01	Key highlights	4-9
02	Business parameters	10-20
03	Distribution strategy and digital migration	21-27
04	Appendix	29-38



# Consistently delivering robust growth and sustained profitability...



## DEPOSITS

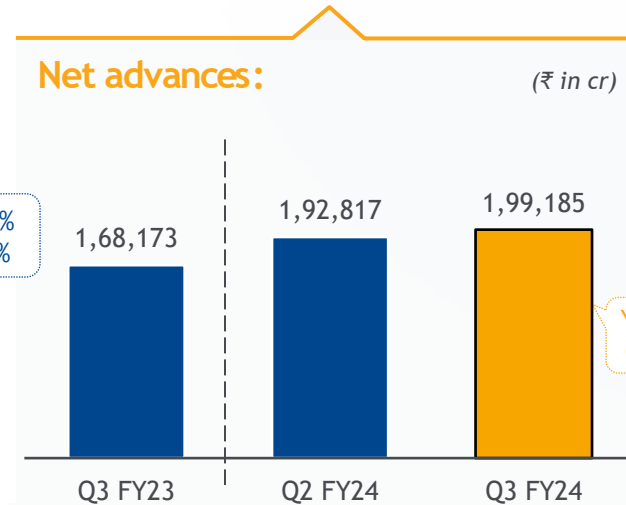


- ✓ The resident savings book (incl. bespoke) grew by 8% on a YoY basis
- ✓ Core deposits form 98% of total deposits
- ✓ NRE deposits up by 6% on a YoY basis.

**Sustained business momentum**



## ADVANCES

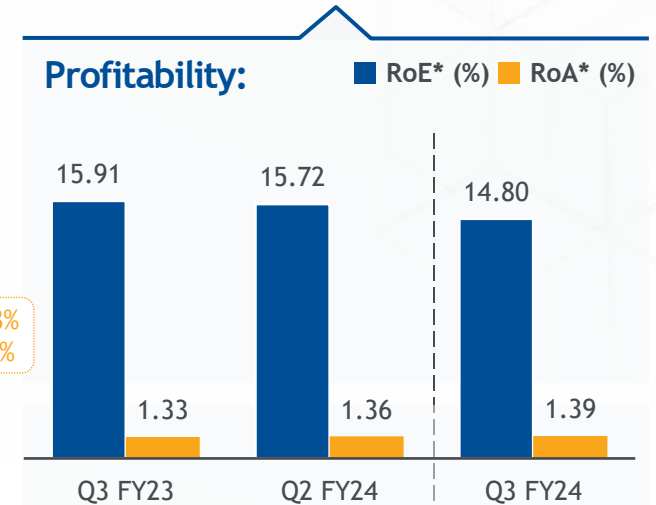


- ✓ Retail Book# up by 24% YoY
- ✓ Business Banking book# up by 18% YoY
- ✓ CIB<sup>1</sup> # grew by 14% YoY
- ✓ CoB<sup>2</sup> # grew by 26% YoY
- ✓ CV/CE<sup>3</sup> # up by 66% YoY
- ✓ Gold loan up by 23% YoY

**Broad-based robust credit growth**



## PROFITABILITY



% change	QoQ (%)	YoY (%)
Total Income	6.58	32.72
NII	3.26	8.53

- ✓ RoRWA at 2.49%
- ✓ Profit per employee at ₹ 27.52 lakh

**Consistently delivering improvement**

\*Annualized

<sup>1</sup>Corporate and Institutional Banking

<sup>2</sup>Commercial Banking

<sup>3</sup>Commercial Vehicle/ Construction Equipment finance

#Credit segments are realigned at the beginning of every FY. Vertical wise advance figures do not account for sale via IBPC.



**Highest ever Quarterly Net Profit of ₹ 1007 Cr**  
**Highest ever Net Interest Income of ₹ 2123 Cr**



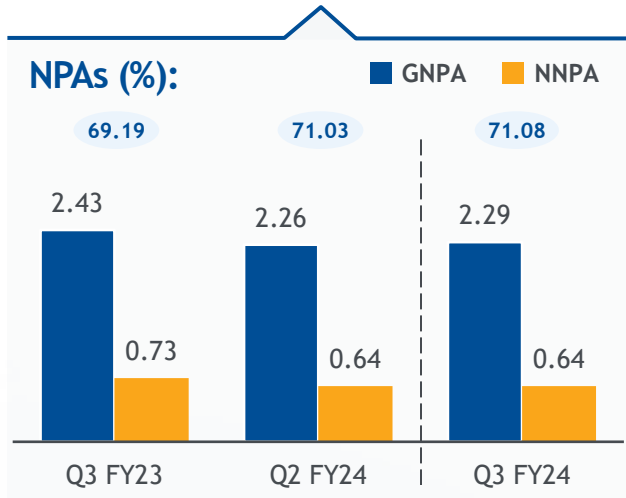
**FEDERAL BANK**

YOUR PERFECT BANKING PARTNER

# ... while maintaining asset quality and expanding distribution capabilities



## ASSET QUALITY



- ✓ GNPA improves by 14 bps on a YoY basis.
- ✓ NNPA improves by 9 bps on a YoY basis.
- ✓ PCR improves by 189 bps YoY & 5 bps QoQ.
- ✓ Collection Efficiency maintained: Recoveries & Upgradations of ₹290 Cr

Asset quality - stable and improving

xx% Provision Coverage ratio

\*Including Cash Recyclers and Mobile ATMs  
<sup>1</sup>Relationship Managers  
<sup>2</sup>Direct Selling Agents  
<sup>3</sup>Business Correspondents  
<sup>4</sup>Bus as a Platform



## REACH

Branches / ATMs: (Dec-23)

**1,418 / 1,962\***

Alternate channels:

Fintechs   RMs<sup>1</sup> / DSAs<sup>2</sup> / BCs<sup>3</sup>   BaaP<sup>4</sup>

Customers / Employees: (Dec-23)

**1.76 Crore / 14,849**

Multi-pronged approach to distribution



Strong growth in branch network, added 65 new Branches in FY24  
 PCR remains elevated at 11 quarter high



## KEY CALLOUTS

Investment from IFC to the tune of 958 cr



Successful listing of Fedfina

**IPO**

Tie ups with leading OEMs to enhance our SCF book



Launched business loans for micro-segment through Fedmitra app



30 Branches opened in Q3 FY24



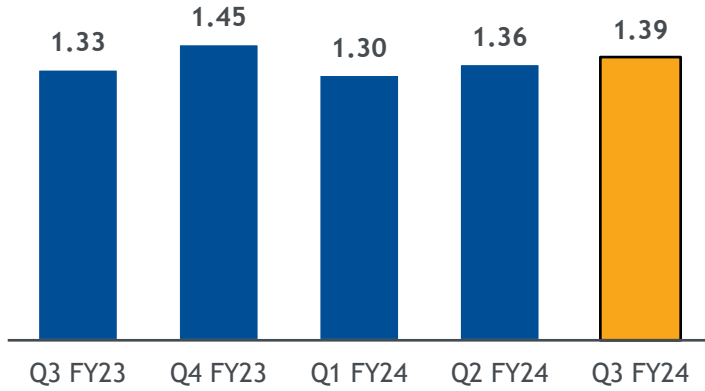
**FEDERAL BANK**

YOUR PERFECT BANKING PARTNER

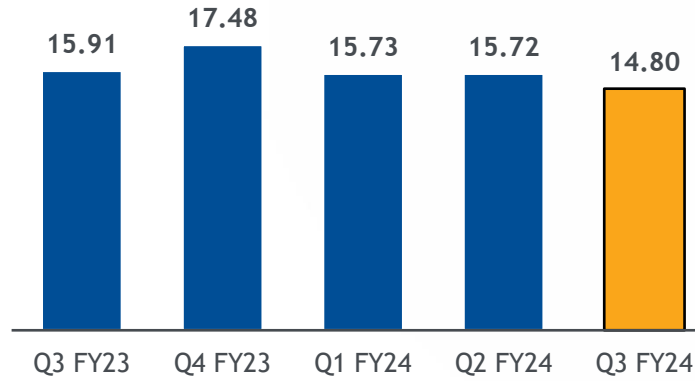
# Key ratios

Healthy operating performance

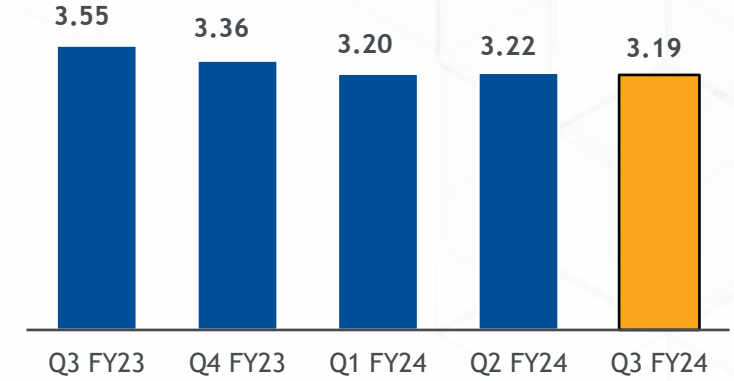
RoA (%)\*



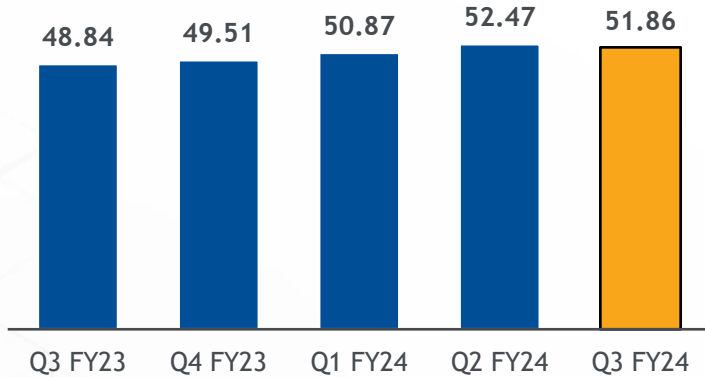
RoE (%)\*



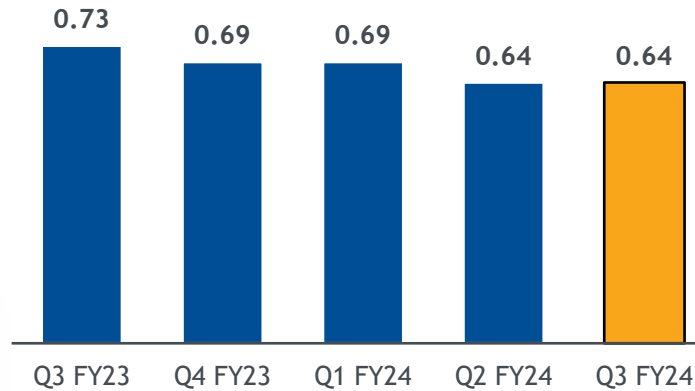
Net interest margin (%)\*



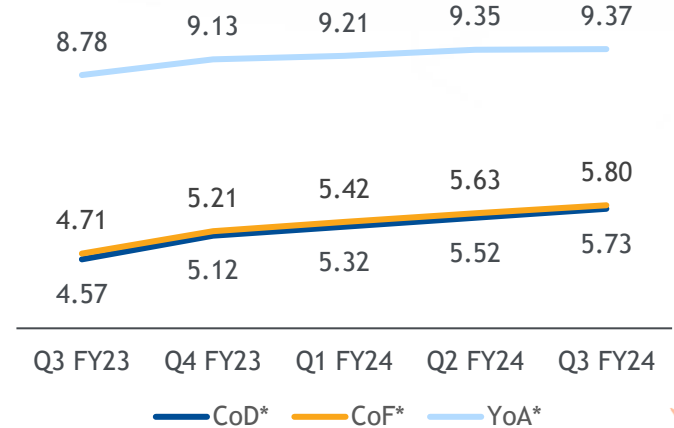
Cost to income ratio (%)



NNPA (%)



Cost of Deposits, Cost of Funds, Yield on Advances (%)



\*Annualized



NNPA maintained at 11 quarter low



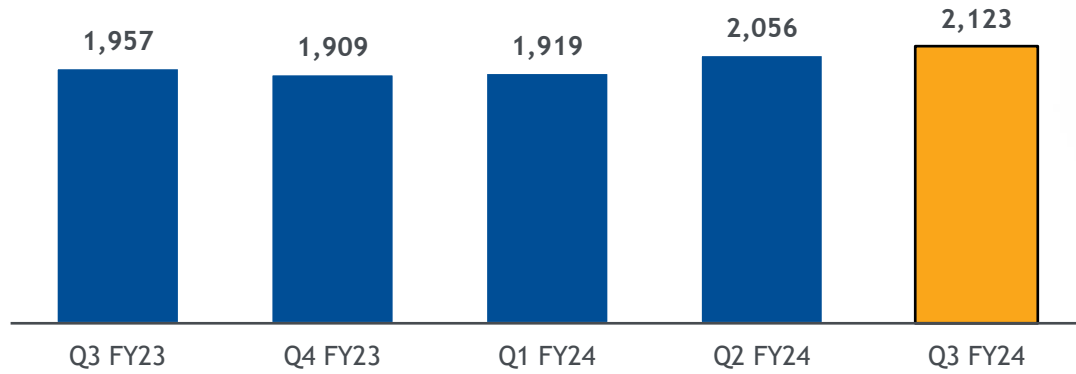
FEDERAL BANK

YOUR PERFECT BANKING PARTNER

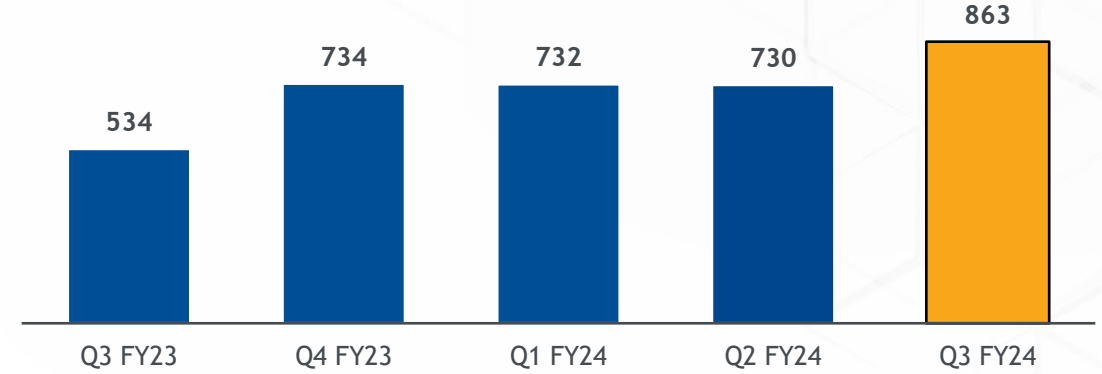
# Key P&L parameters

₹ in cr

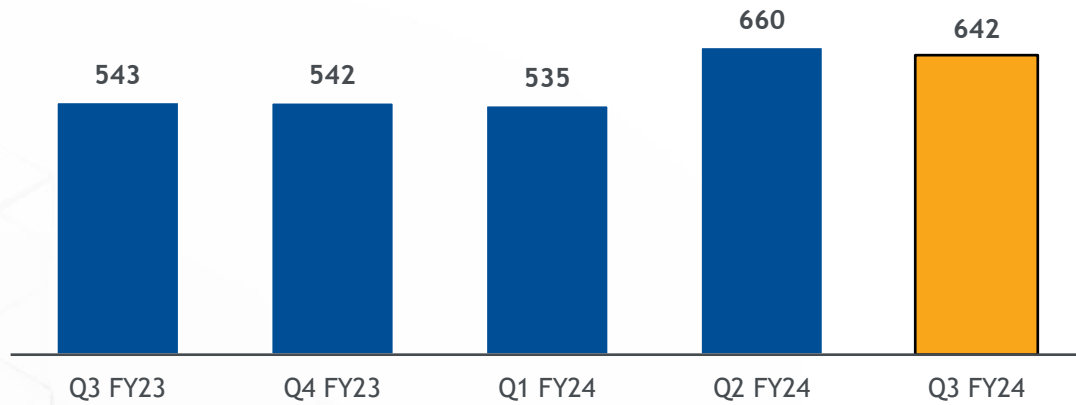
## Net interest income



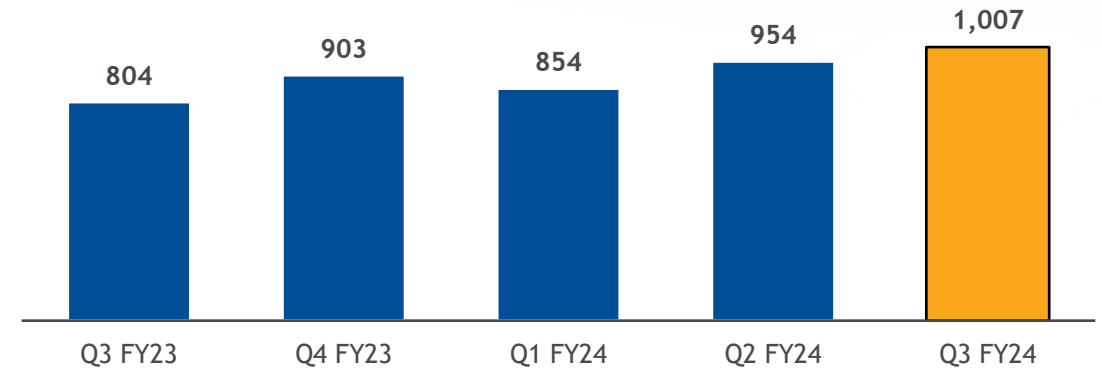
## Other income



## Fee income



## Net profit

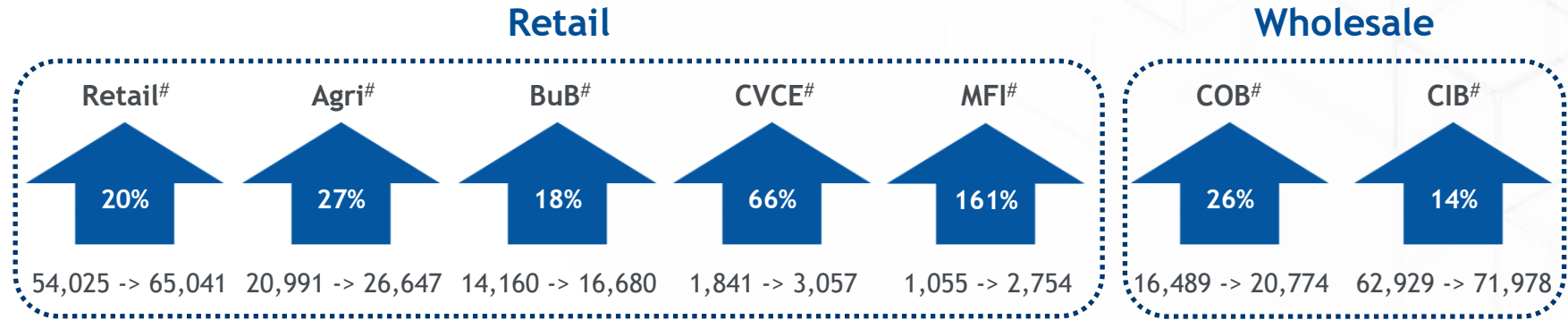




# Comparison: Y-o-Y

₹ in cr

## Advances



## Deposits



## Performance



## Ratios



\*Excluding TWO

#Credit segments are realigned at the beginning of every FY. Vertical wise advance figures do not account for sale via IBPC.



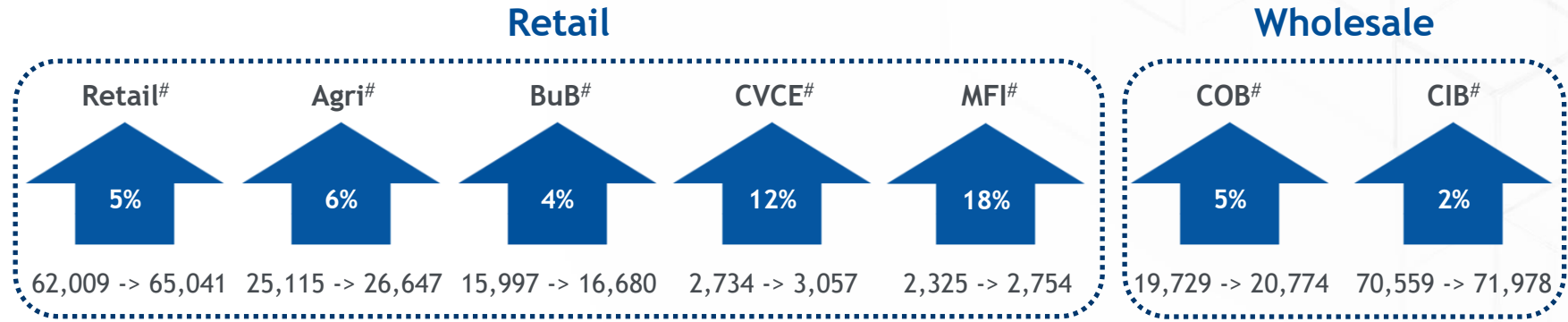
**FEDERAL BANK**

YOUR PERFECT BANKING PARTNER

# Comparison: Q-o-Q

₹ in cr

## Advances



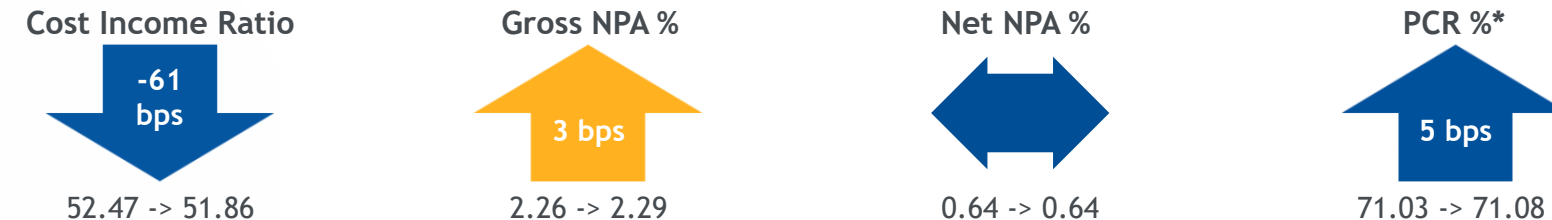
## Deposits



## Performance



## Ratios



\*Excluding TWO

#Credit segments are realigned at the beginning of every FY. Vertical wise advance figures do not account for sale via IBPC.



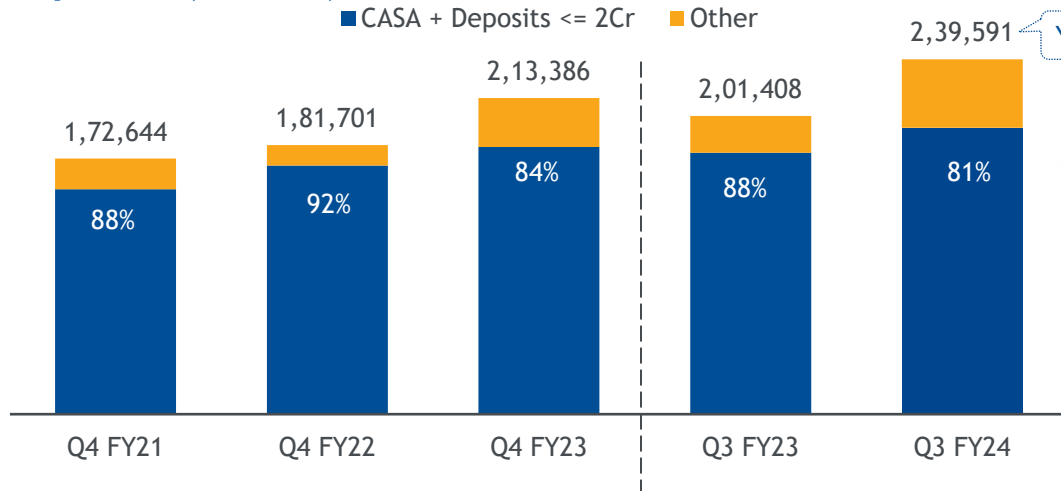
**FEDERAL BANK**

YOUR PERFECT BANKING PARTNER

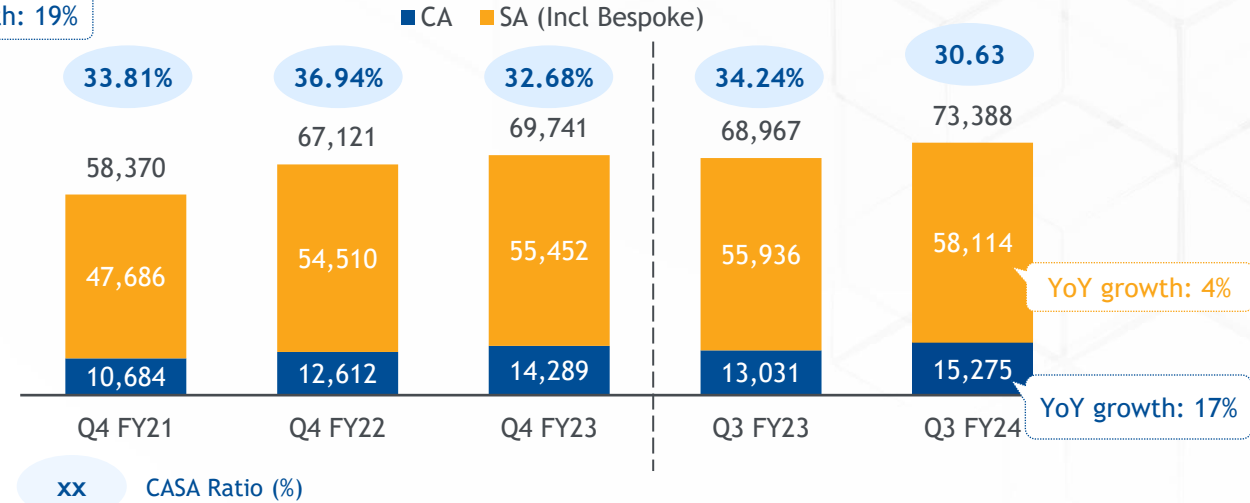
# Liability trends

Gaining traction with more granularity

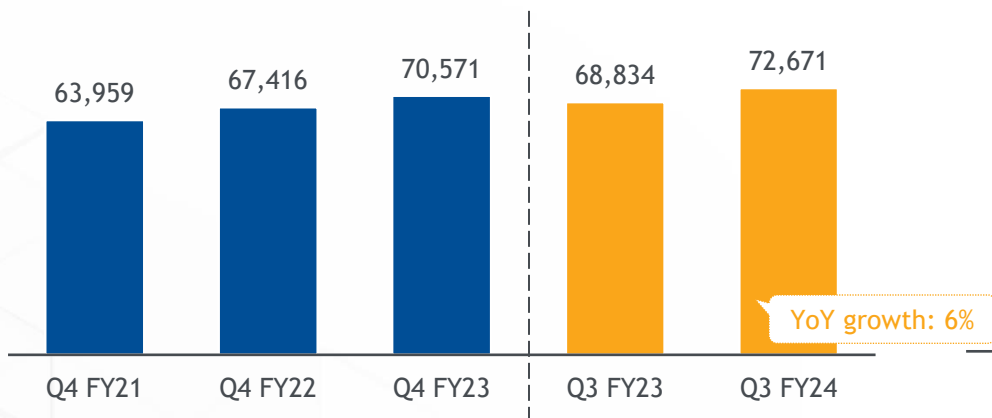
## Deposits (₹ in cr)



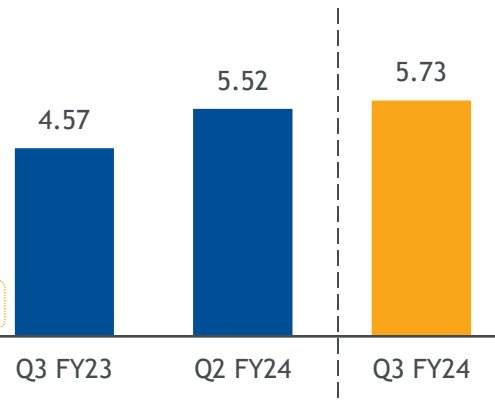
## CA & SA (₹ in cr) and CASA ratio (%)



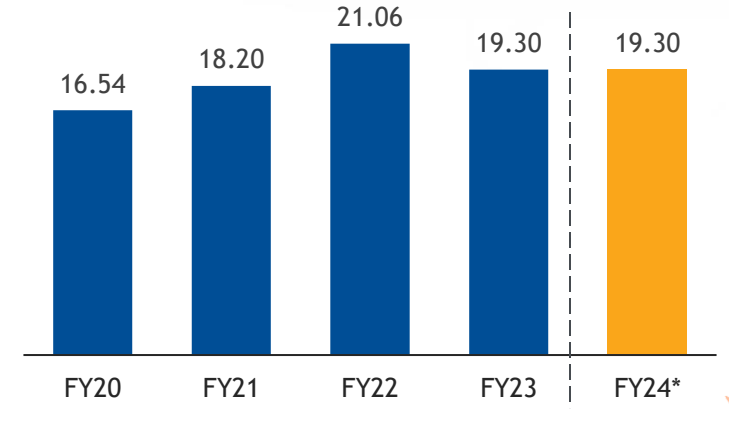
## NRE deposits (₹ in cr)



## Cost of deposits (%)<sup>1</sup>



## Remittance Market share (%)<sup>2</sup>



\* For Q2 FY24

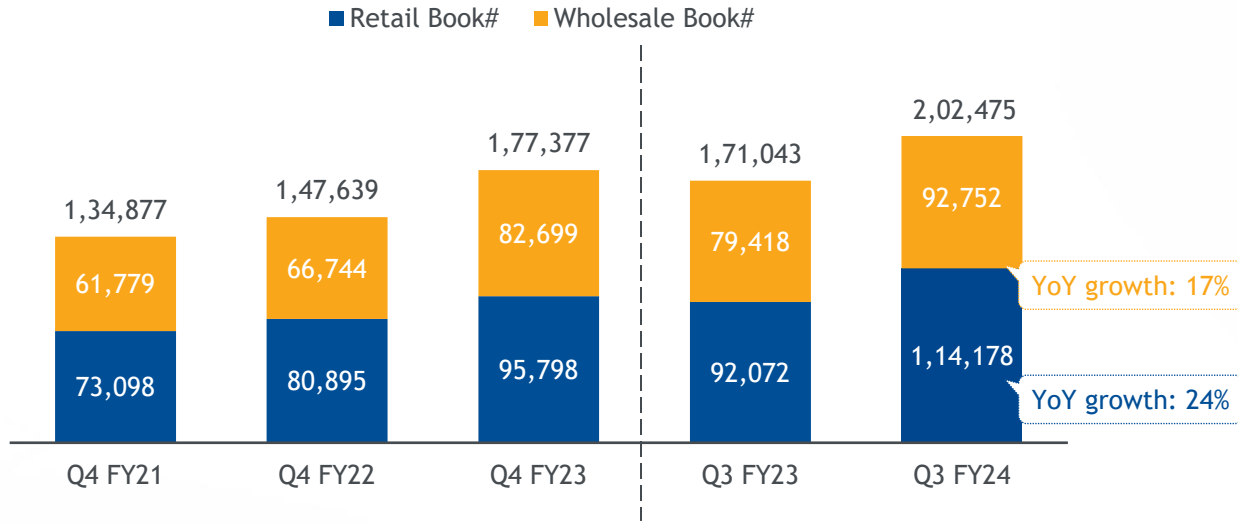
<sup>1</sup> Annualised

<sup>2</sup> Market share calculated based on (i) Federal Bank's remittances data, and (ii) Preliminary data from RBI report on balance of payment (Statement II: Standard Presentation of India's Balance of Payments)

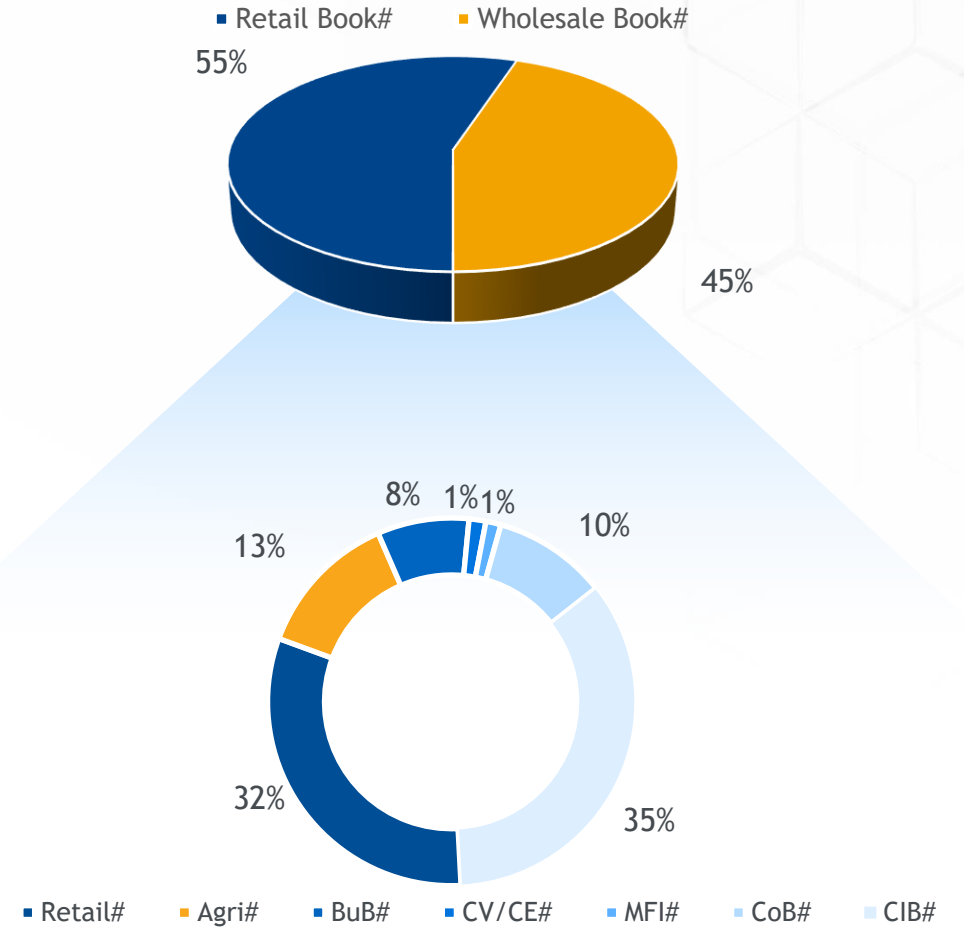
# Credit portfolio distribution

Stable and diversified loan growth

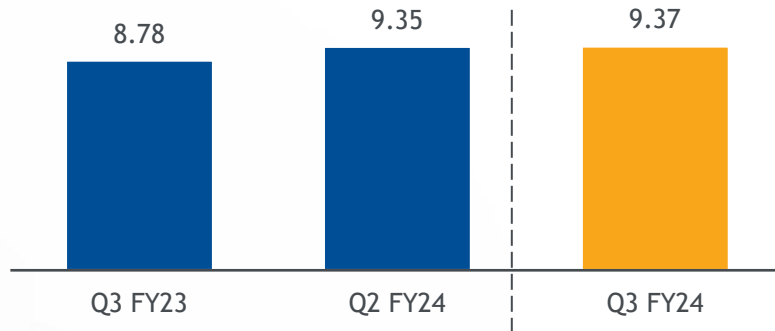
## Gross Advances (₹ in cr)



## Gross Advances mix (Dec-23)

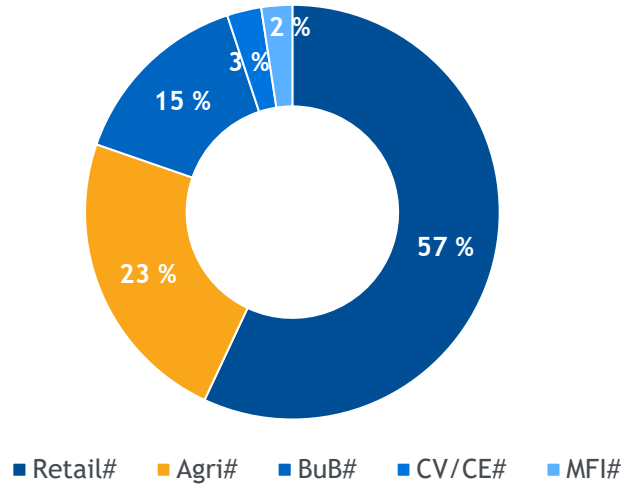


## Yield on advances (%)

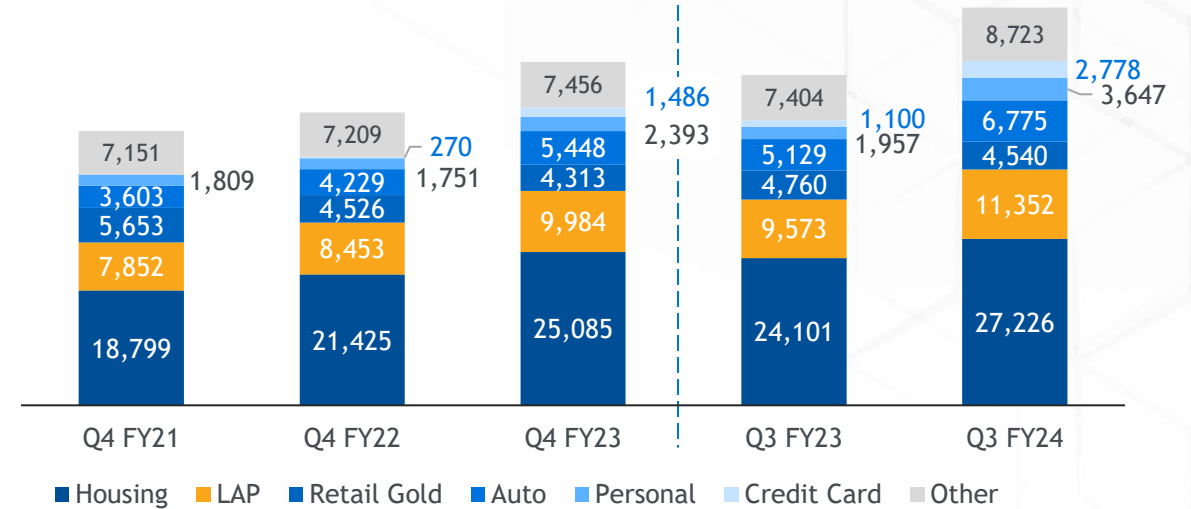


\*Credit segments are realigned at the beginning of every FY. Vertical wise advance figures do not account for sale via IBPC.

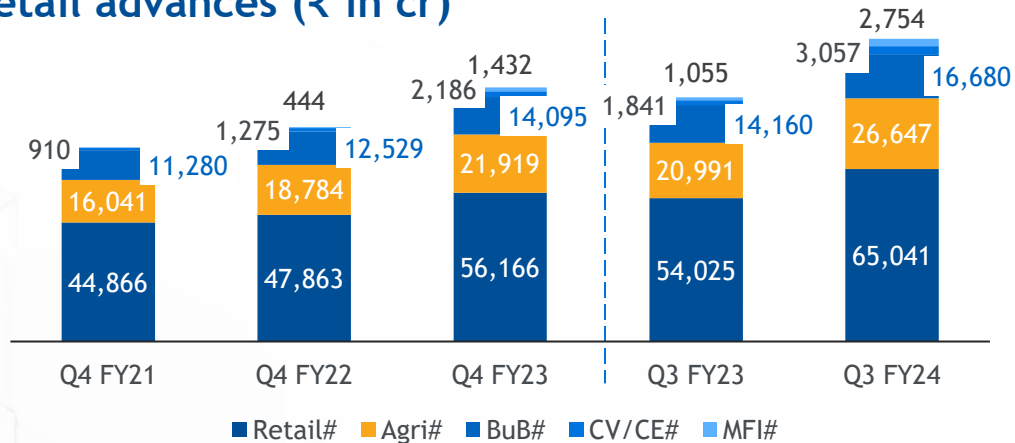
### Retail advances mix (Dec-23)



### Retail advances mix (Excl Agri, BuB, CV/CE & MFI) (₹ in cr)



### Retail advances (₹ in cr)



- CV/CE book grew at 66% YoY and 12% QoQ
- Retail loans grew at 20% YoY and 5% QoQ
- BuB loans grew at 18% YoY and 4% QoQ
- MFI portfolio crosses ₹ 2750 Crore

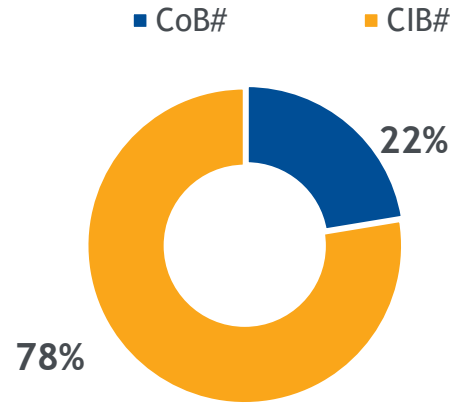
\*Other includes Staff loans, Retail Assignments, Education loans, AAD/AAS etc

#Credit segments are realigned at the beginning of every FY. Vertical wise advance figures do not account for sale via IBPC.

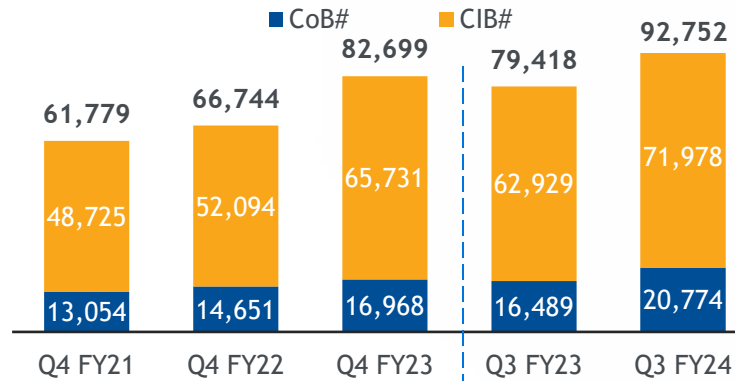
# Wholesale Banking

Better coverage with sharper focus

## Wholesale advances mix (Dec-23)



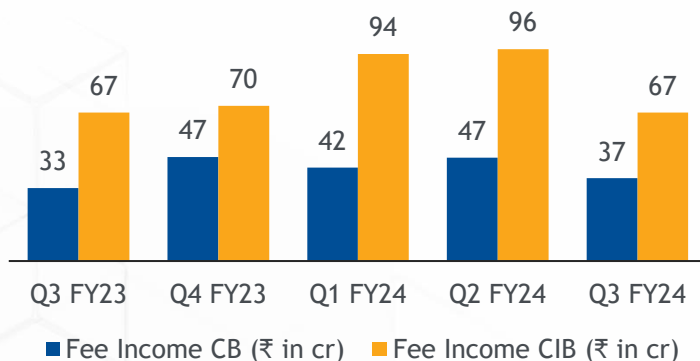
## Wholesale advances (₹ in cr)



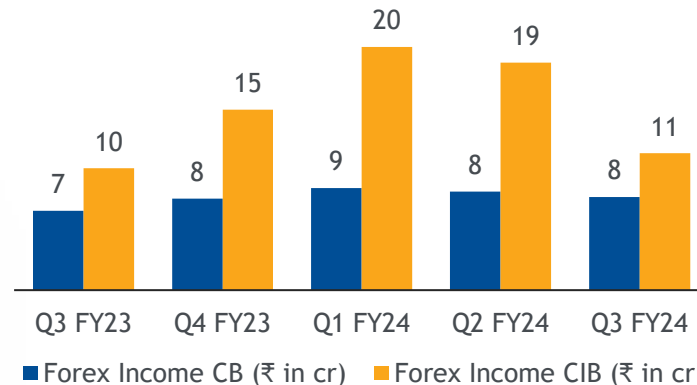
## Success Snippets

- We forged a lending relationship amounting to around 30 crores within a Multiple Banking framework with a prominent client in Western India, initially possessing an A- credit rating. The client showcased a robust financial foundation and promising business prospects. Presently, the client enjoys the privilege of maintaining an A+ credit rating, and we exclusively handle the majority of their cash flow, trade, and forex operations. As the exclusive banker for their subsidiary company, we also provide comprehensive banking services for the promoters' personal and investment needs.
- In 2019, we initiated a lending relationship with a prominent manufacturer and supplier of gold jewellery based in the western region, commencing with a credit exposure of 20 crore. Subsequently, our credit exposure to this client has grown substantially, reaching 125 crores. During this period, the client's credit rating witnessed a noteworthy upgrade by several notches. Presently, the entirety of their export transactions is facilitated through our counters. Moreover, we play a pivotal role as the primary conduit for a substantial portion of their cash flow, including salary transactions.

## From Lender to Preferred Financial Products partner



## From Lender to Preferred Forex partner

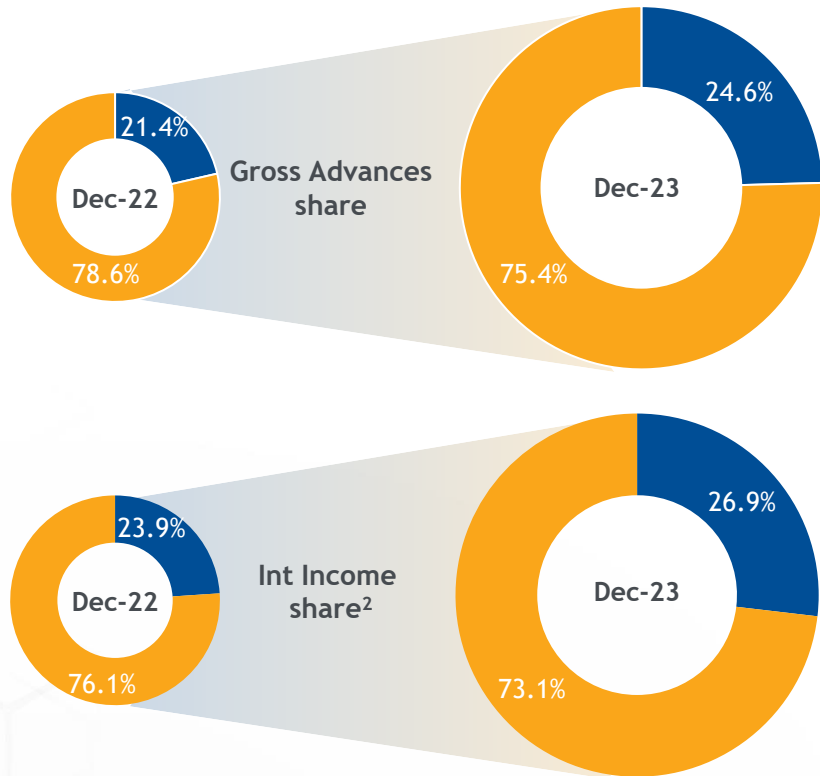


\*Credit segments are realigned at the beginning of every FY. Vertical wise advance figures do not account for sale via IBPC.



# High margin lending products

## High Yielding Segment<sup>1</sup>



<b>Credit Cards<sup>3</sup></b> 	<b>153%</b> YoY growth	<b>2,778</b> Gross advances (INRcr)	
<b>Personal Loans<sup>3</sup></b> 	<b>86%</b> YoY growth	<b>3,647</b> Gross advances (INRcr)	
<b>MSME (BuB + CoB)</b> 	<b>22%</b> YoY growth	<b>37,454</b> Gross advances (INRcr)	<b>707Cr</b> Disbursement for FY24 from BuB acquisition through Sales structure
<b>CV/CE</b> 	<b>66%</b> YoY growth	<b>3,057</b> Gross advances (INRcr)	<b>16k+</b> Accounts Outstanding
<b>Micro Finance</b> 	<b>161%</b> YoY growth	<b>2,754</b> Gross advances (INRcr)	<b>721K+</b> Accounts

YoY growth for gross advances as of Dec-23

<sup>1</sup> High margin lending products: Credit cards, Personal loans, MSME, CV/CE and Micro Finance

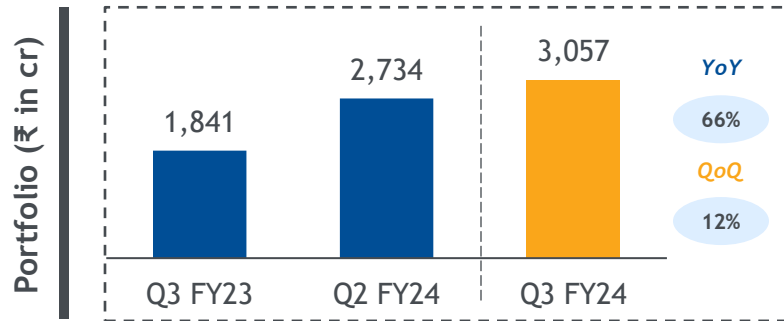
<sup>2</sup> Int Income = Share of Interest income out of Total Interest Income from Advances

<sup>3</sup> Figures show numbers including partnerships




# Select high margin lending products

## CV / CE



Disbursements:

 **1471** INRcr  
(9m FY24)

PSL:

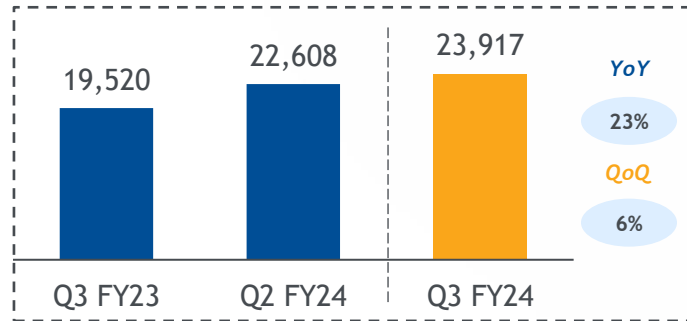
**82%** 

Avg. ticket size:

 **< 31L**  
INR

✓ Tie-up with all major OEMs

## Gold loans



No of Accounts:

 **14.83L**

LTV:

**71.33%** 

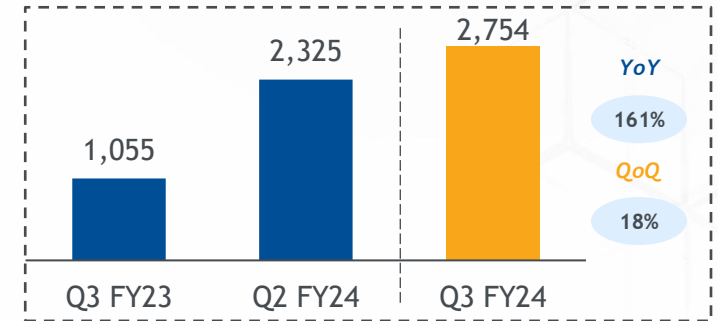
Tonnage:

 **58.93**

Yield

**10.00%** 

## Micro finance



Reach:

 **13** states  
**1** UT

No of Accounts:

**7.21L** 

Network:

 **17** BC partners  
**586** BC branches

Women customers

**99%+** 





# Asset quality trends

Stability visible across all segments

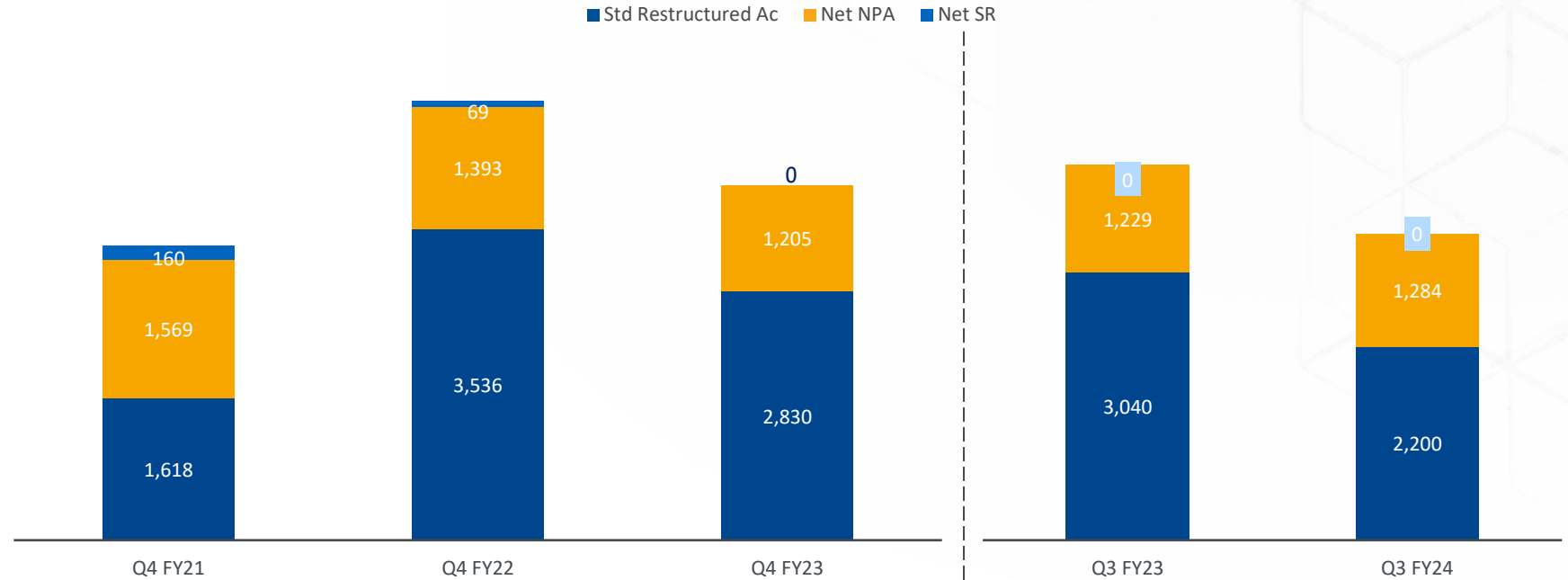
₹ in cr

Asset quality continues to remain robust across all segments

Provision Coverage Ratio Increases to 71.08%

Recovery & Upgradation of ₹290 Cr in Q3

Credit Cost at 31 bps for Q3 FY24 (Annualized)



## Movement of NPA

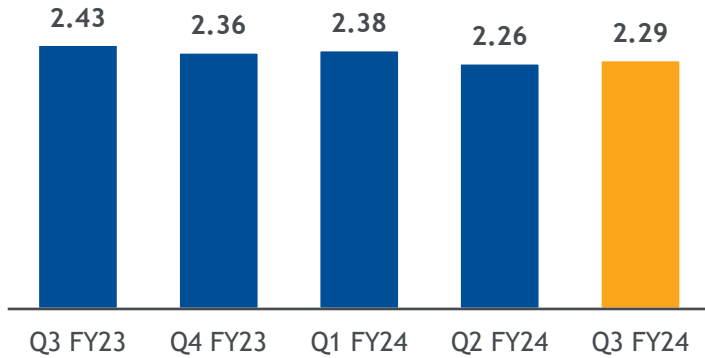
Gross NPA as on 30.09.2023	4,436
Add Fresh Slippage	479
Add Increase in Balances in Existing NPAs	17
Deduct Recoveries/ Upgrades/ Reduction in existing NPA/ Sale to ARC	290
Deduct Written Off	13
Gross NPA as on 31.12.2023	4,629

## Provisions in Q3

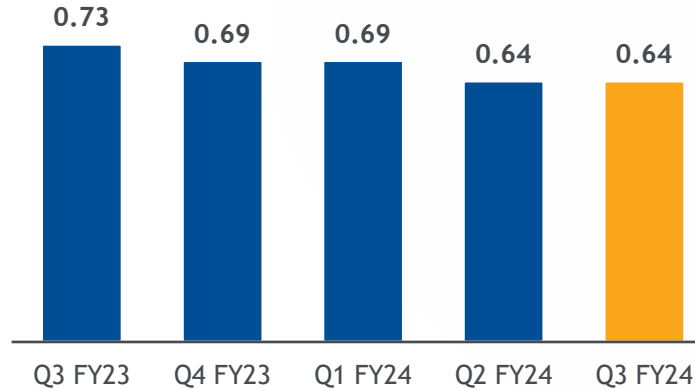
Loan Loss	151
Investment Loss	-10
Standard Accounts	-112
Other Purposes	62
<b>Total Provisions</b>	<b>91</b>

# Asset quality trends (cont'd)

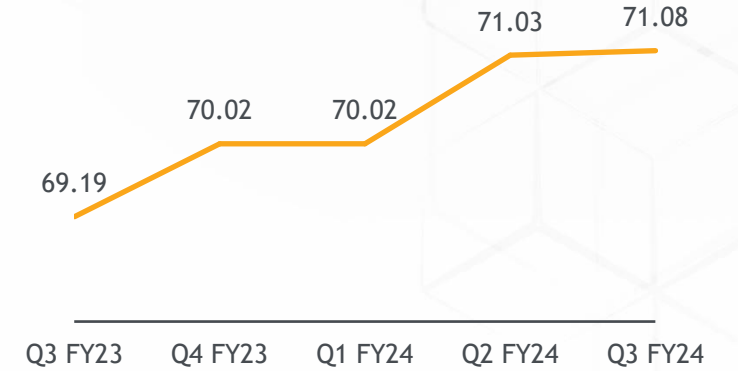
### GNPA (%)



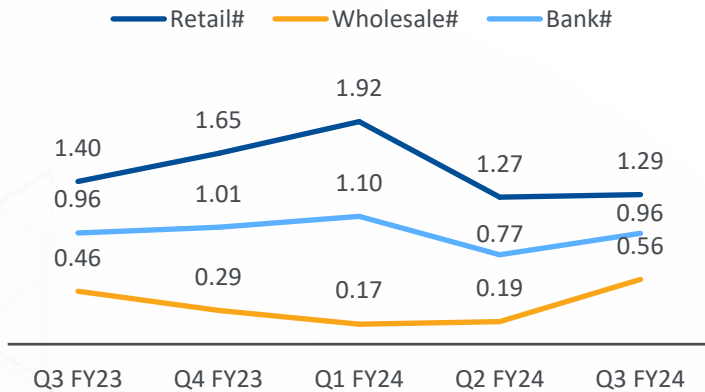
### NNPA (%)



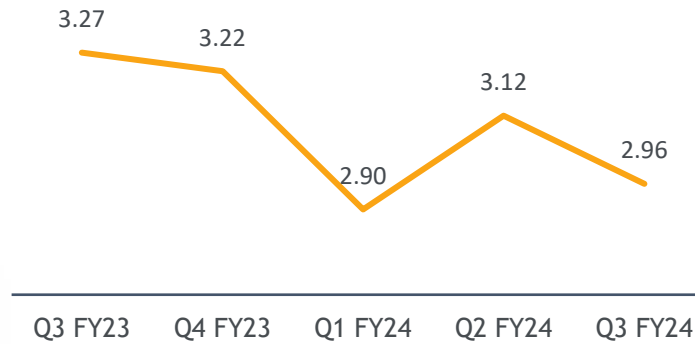
### PCR (%)<sup>1</sup>



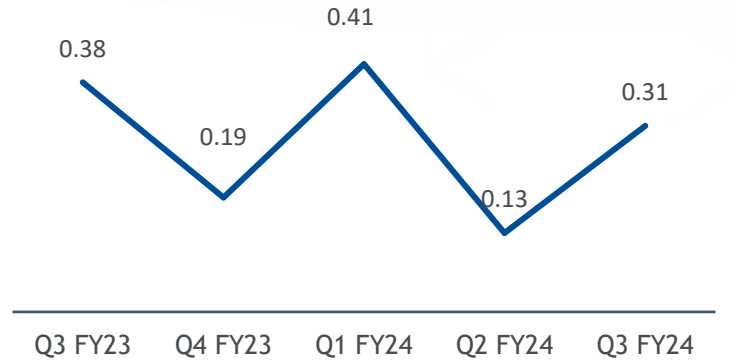
### Slippage rate (%)



### Risk adjusted NIM (%)\*



### Credit costs (%)\*

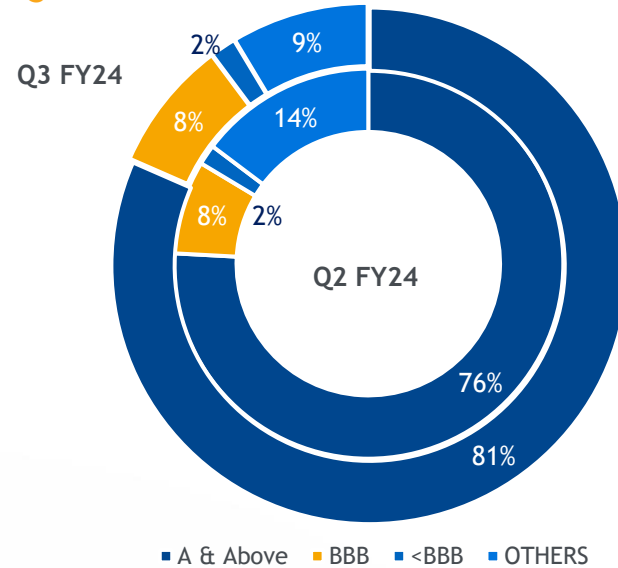


<sup>1</sup>Annualised  
<sup>\*</sup>Excluding TWO  
<sup>#</sup>Credit segments are realigned at the beginning of every FY. Vertical wise advance figures do not account for sale via IBPC.

# Asset quality - rating distribution

## Rating distribution (CIB)

### External rating of CIB advances



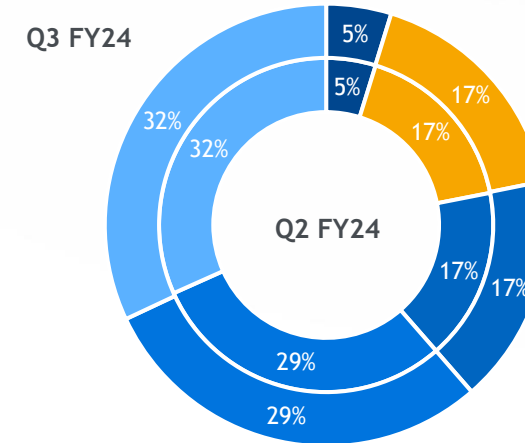
### Internal Rating of 'OTHERS' (Externally unrated CIB from above table)

Rating	Q2 FY24	Q3 FY24
FBR1	3%	4%
FBR2/FBR3	11%	13%
FBR4	9%	8%
Below FBR4 & unrated <sup>1</sup>	77%	75%

<sup>1</sup> Includes exempted category (Eg Loans against liquid security).  
Does not account for sale via IBPC

## Rating distribution (advances excluding CIB)

### Internal rating of advances excluding CIB



- 1) FBR1
- 2) FBR2/FBR3
- 3) FBR4
- 4) FBR5/FBR6
- 5) OTHERS

# Fee income / other income

## Diversified and granular fee income

₹ in Cr	Q3 FY23	Q4 FY23	Q1 FY24	Q2 FY24	Q3 FY24	QoQ	YoY
Loan processing fee	129	132	158	175	149	-15% ▼	16% ▲
Cards	128	137	153	175	181	3% ▲	42% ▲
Para banking	41	45	27	52	63	22% ▲	54% ▲
Banking commissions & exchanges	55	92	65	73	72	-2% ▼	31% ▲
General service charges	110	110	102	103	118	15% ▲	7% ▲
Net Profit on Foreign Exchange Transactions	80	26	30	82	59	-28% ▼	-27% ▼
<b>Fee income</b>	<b>543</b>	<b>542</b>	<b>535</b>	<b>660</b>	<b>642</b>	<b>-3% ▼</b>	<b>18% ▲</b>
Net Profit on sale of Investments	7	40	33	18	154	756% ▲	2100% ▲
Recovery from written off assets, P/L on Revaluation of Investment & Other Receipts	(16)	152	164	52	67	29% ▲	519% ▲
<b>Total other income</b>	<b>534</b>	<b>734</b>	<b>732</b>	<b>730</b>	<b>863</b>	<b>18% ▲</b>	<b>62% ▲</b>

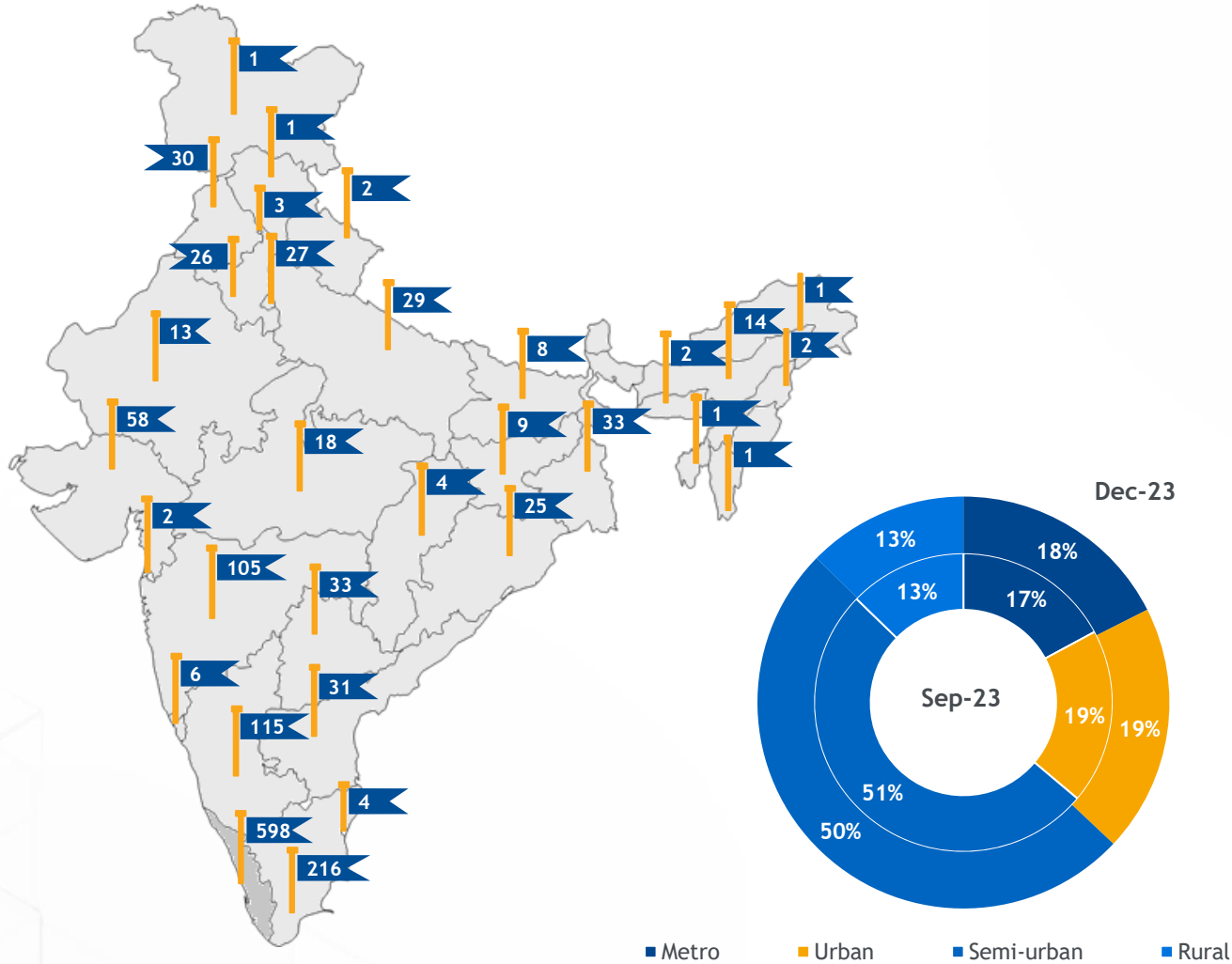
# Capital position

Robust capital position marked by a self-sustaining capital structure and ample buffers.

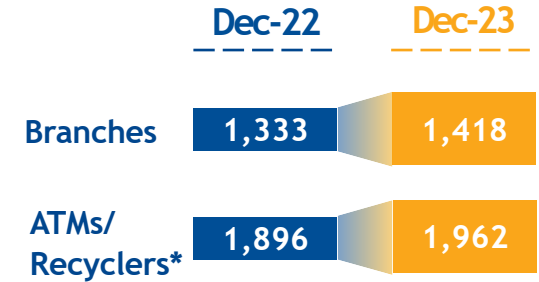
₹ in Cr	Sep-23	Dec-23
<b>Risk weighted assets</b>		
Credit risk	148,031	158,981
Market risk	6,370	7,100
Operational risk	14,992	14,992
<b>Total RWA</b>	<b>169,393</b>	<b>181,073</b>
Tier-I capital funds	23,362	24,407
Tier-II capital funds	2,895	2,797
<b>Total capital funds</b>	<b>26,257</b>	<b>27,204</b>
<b>CRAR</b>	<b>15.50%</b>	<b>15.02%</b>
Tier-I	13.79%	13.48%
Tier-II	1.71%	1.54%



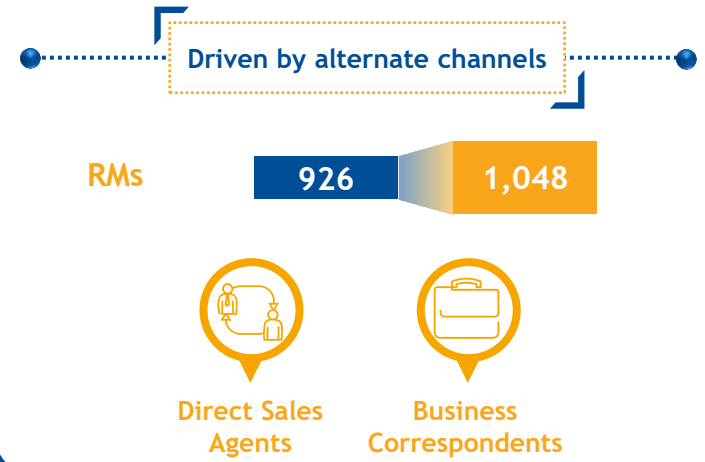
# Distribution: Deriving efficiency from footprint



## Continuous investment in expanding Pan India footprint



## LITE BRANCH HEAVY DISTRIBUTION



\*Including Cash Recyclers and Mobile ATMs



# Innovation through partnerships

Liability Partners



Jupiter



paisabazaar.com



1ne score

Instant Digital Loans

Credit Cards



scapia

Jupiter



Pine Labs



EMIs and Merchant Payments

Gold Loan and Priority Lending



OROPAY



Cross Border remittance solutions



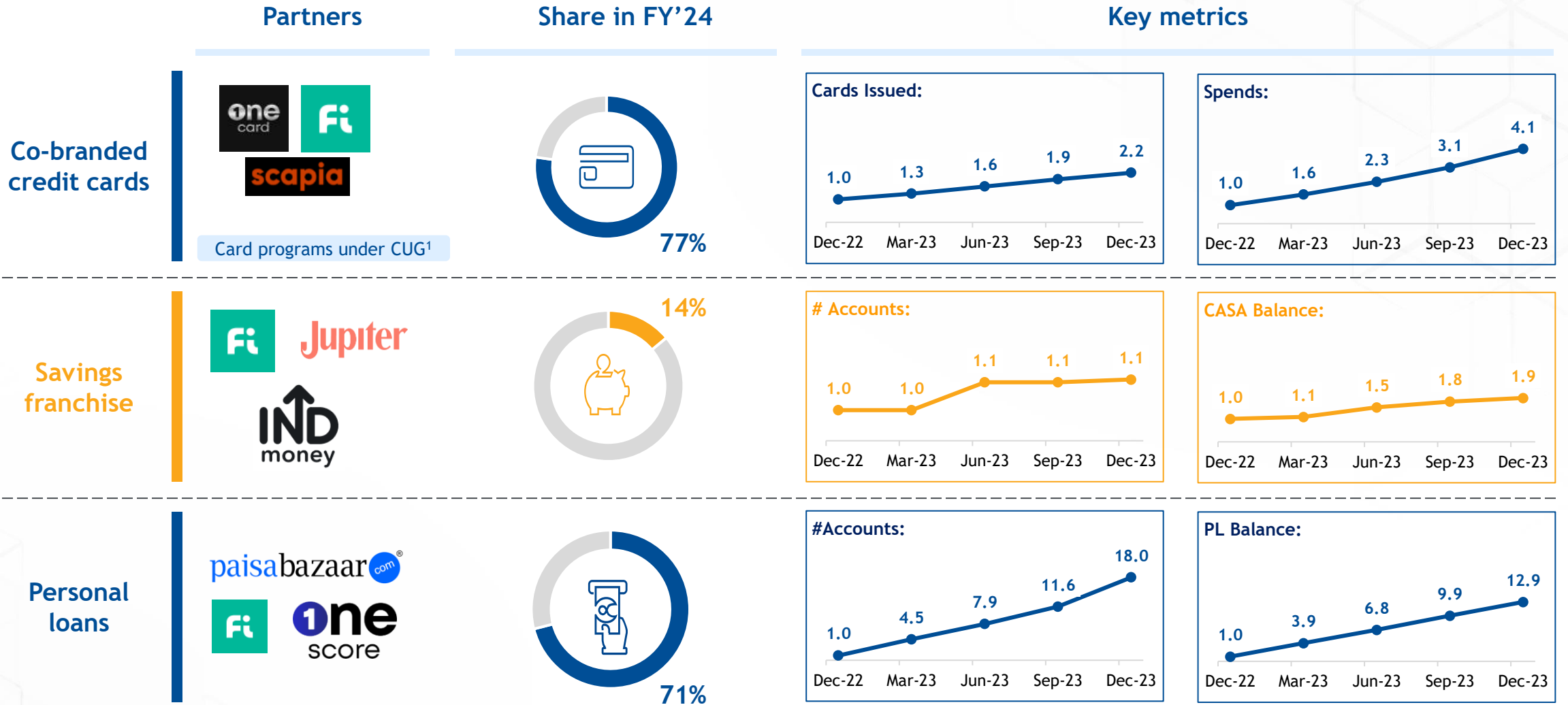
- ✓ Secured Credit Cards
- ✓ NTB Unsecured Credit Cards



Support Systems



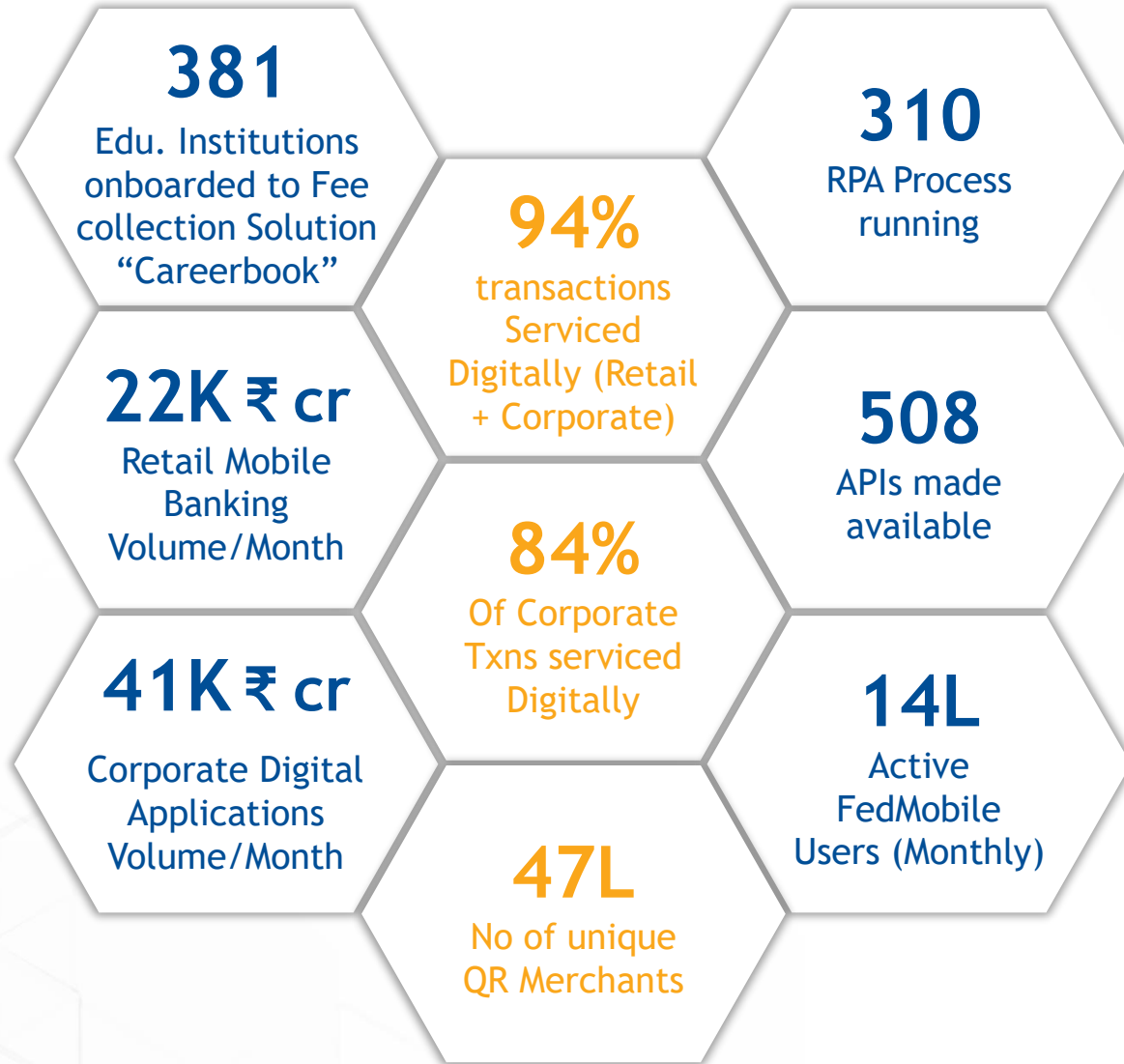
# Growth through partnerships



<sup>1</sup> Card programs under CUG: Jupiter



# Digitization as a Multiplier



Note: Data as at Dec-23 unless specified otherwise

**DIGITAL AT THE FORE**  
**HUMAN AT THE CORE**

**Feddy is Live on**

Approx 4.7 Lakh queries answered by Feddy in this quarter

**Digital Assistant - Feddy**

**Fed e Point**

15 G/H

**22%** KYC Upload

**5%**

**11%** Debit Card Application

(Share of Service Requests received through Fed-e-Point for Dec -23)



### IMPS Simplified Flow:

- NPCI has undertaken a comprehensive overhaul of the P2P and IMPS transaction flow, enhancing user-friendliness by replacing MMID with the associated bank name. In this refined process, customers can effortlessly execute IMPS P2P payments by simply entering the recipient's mobile number and selecting the respective bank from the provided list. As a testament to this advancement, we have successfully implemented and embraced this functionality as a beneficiary.

### UPI on CC:



- The RuPay credit card integration on the Unified Payments Interface (UPI) represents a pivotal feature, enabling RuPay Credit Card holders to seamlessly link their credit cards within their UPI applications, facilitating UPI payments through their credit cards. This feature not only enhances customer convenience but also broadens the spectrum of opportunities for credit card utilization. Furthermore, merchants stand to gain significantly from heightened consumption as they become integral contributors to the credit ecosystem, embracing the acceptance of credit cards through QR codes.

### SCAN & PAY

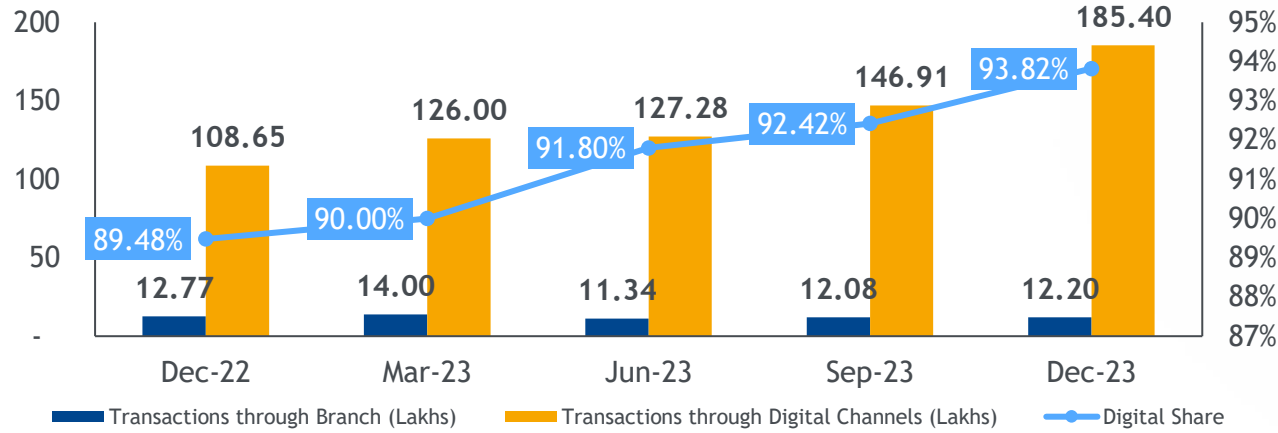


- Utilize the Federal Bank Digital Rupee App to seamlessly scan any UPI QR code for payments. Federal Bank customers are invited to participate in the Reserve Bank of India's Central Bank Digital Currency pilot, immersing themselves in the transformative realm of Digital Money. The ecosystem seamlessly integrates with UPI, enabling users to scan any UPI QR code and make payments in digital currency using the Federal Bank Digital Rupee App.

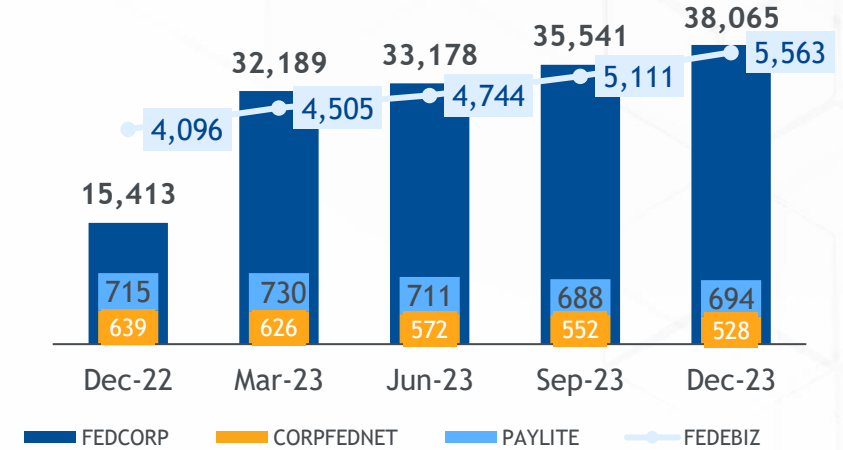


# Digital migration

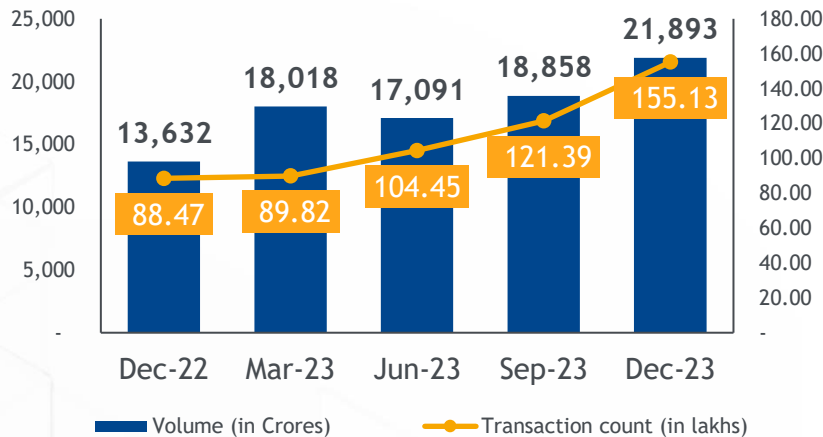
## Branch vs. Digital Transactions (₹ in Lakh)\*



## Corporate Digital Products - Active Users<sup>1</sup>

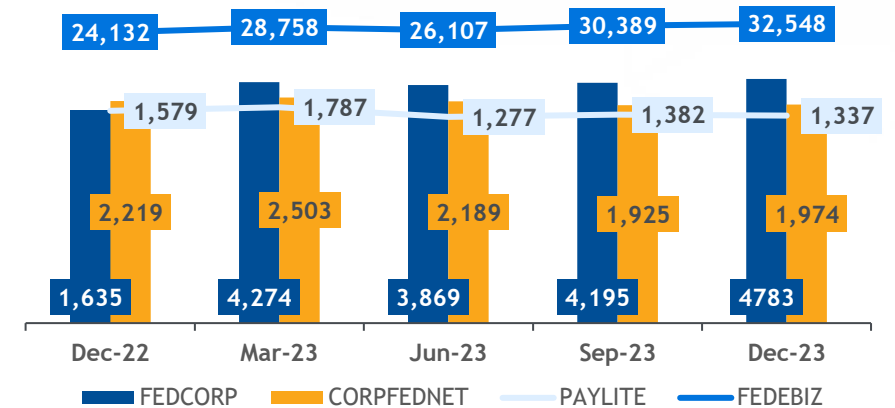


## Mobile Banking Volume & Txn Count



- Digital transactions have seen a 71% YOY growth
- Mobile Banking txn count stands at 155.13 lakhs, YOY growth of 75%
- Digital Share stands above 93% for the month of December-23

## Corporate Txn Volume (₹ in Cr)



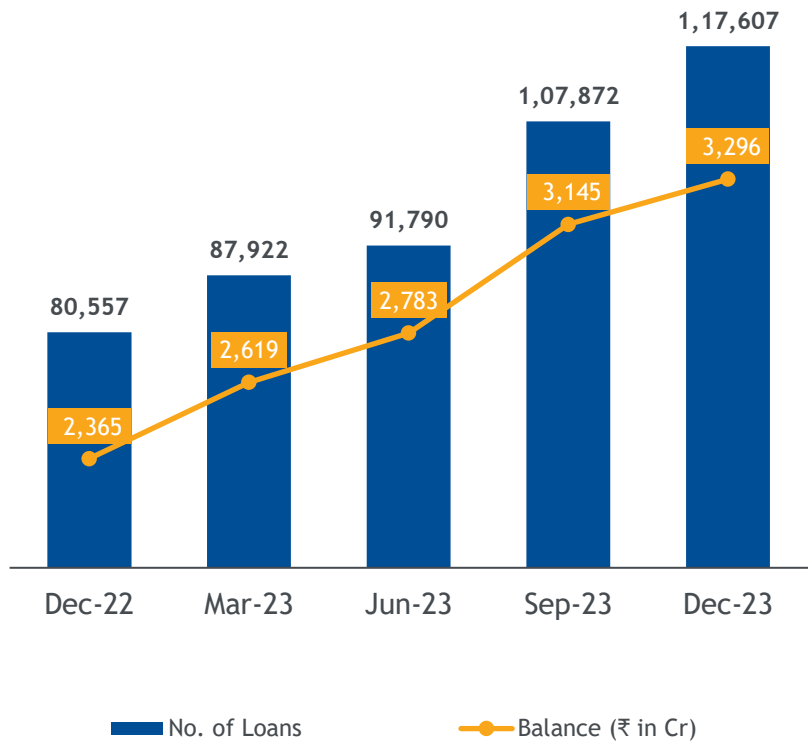
\*Month Wise Data

<sup>1</sup>Customers who transacted using Corporate digital products during the month

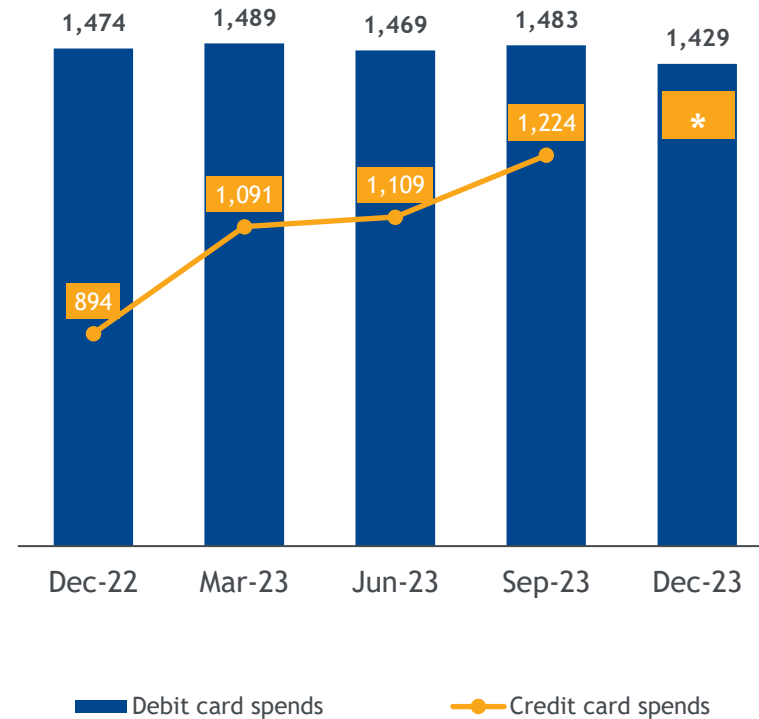


# Digital lending and card spends

## BYOM Digital Personal Loans



## Card spends (₹ in Cr)<sup>1</sup>



<sup>1</sup>Monthly cards spends including Fintech partnerships  
 \*RBI data not yet available



# Appendix

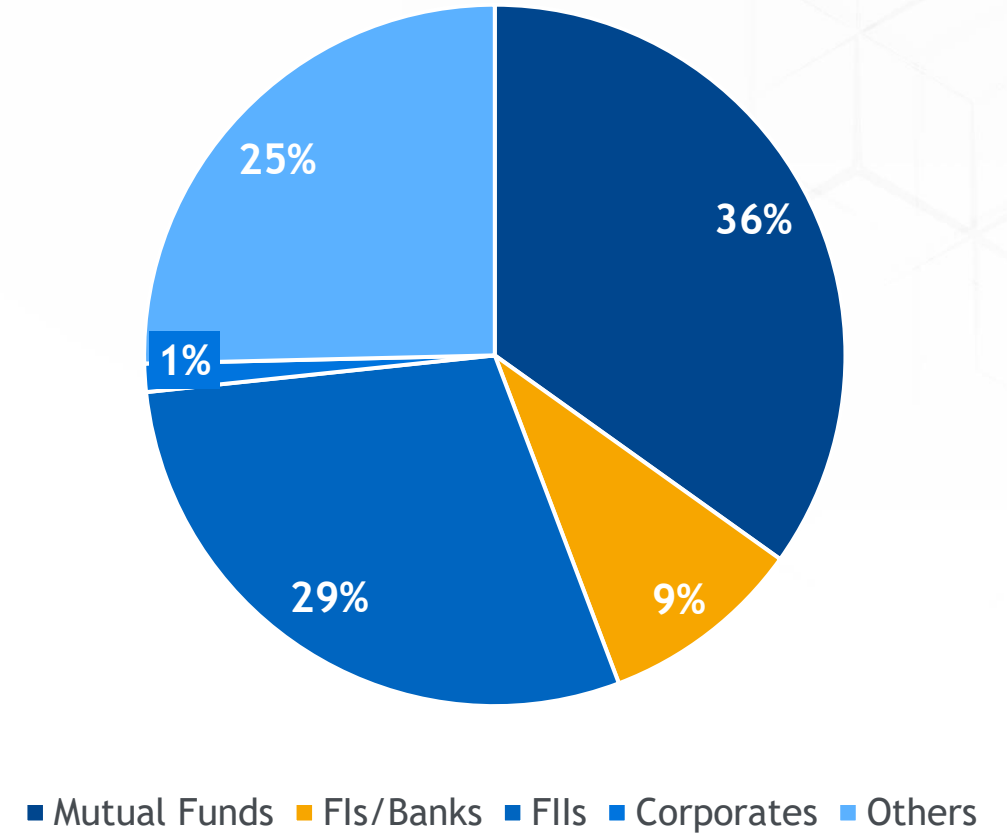
**FEDERAL BANK**  
YOUR PERFECT BANKING PARTNER



# Balance sheet & shareholding pattern

₹ in Cr	Sep-23	Dec-23
<b>LIABILITIES</b>		
Capital	470	487
Reserves & surplus	25,649	27,685
Deposits	2,32,868	2,39,591
Borrowings	19,181	17,317
Other liabilities & provisions	9,258	11,133
<b>TOTAL</b>	<b>2,87,426</b>	<b>2,96,213</b>
<b>ASSETS</b>		
Cash & balance with RBI	15,001	13,758
Balances with banks, money at call	4,985	7,467
Investments	55,169	57,373
Advances	1,92,817	1,99,185
Fixed assets	938	999
Other assets	18,517	17,431
<b>TOTAL</b>	<b>2,87,426</b>	<b>2,96,213</b>

Share holding pattern (Dec-23)



# Financials

₹ in Cr	Q3 FY23	Q2 FY24	Q3 FY24	Q-o-Q	Y-o-Y
Interest income	4,433	5,455	5,730	5%	29%
Interest expenses	2,477	3,399	3,607	6%	46%
<b>Net interest income</b>	<b>1,957</b>	<b>2,056</b>	<b>2,123</b>	<b>3%</b>	<b>9%</b>
Other income	534	730	863	18%	62%
Operating expense	1,216	1,462	1,549	6%	27%
Total income	4,967	6,186	6,593	7%	33%
Total expense	3,693	4,861	5,155	6%	40%
<b>Operating profit</b>	<b>1,274</b>	<b>1,325</b>	<b>1,437</b>	<b>9%</b>	<b>13%</b>
Total provisions (inc. tax)	471	371	431	16%	-9%
<b>Net profit</b>	<b>804</b>	<b>954</b>	<b>1,007</b>	<b>6%</b>	<b>25%</b>



# Key Indicators

## Shareholder value

	Q3 FY23	Q4 FY23	Q1 FY24	Q2 FY24	Q3 FY24
Book Value (Per Share in ₹)	96.74	101.22	105.04	110.70	115.41
EPS (annualized)	15.09	17.30	16.22	16.57	16.54

## Granularity

CASA + Deposits <= ₹2cr (% of Total Deposits)	88%	84%	82%	81%	81%
--	-----	-----	-----	-----	-----

## Profitability (Annualized)

ROA %	1.33	1.45	1.30	1.36	1.39
RoRWA %	2.47	2.66	2.36	2.50	2.49
ROE %	15.91	17.48	15.73	15.72	14.80

## Efficiency

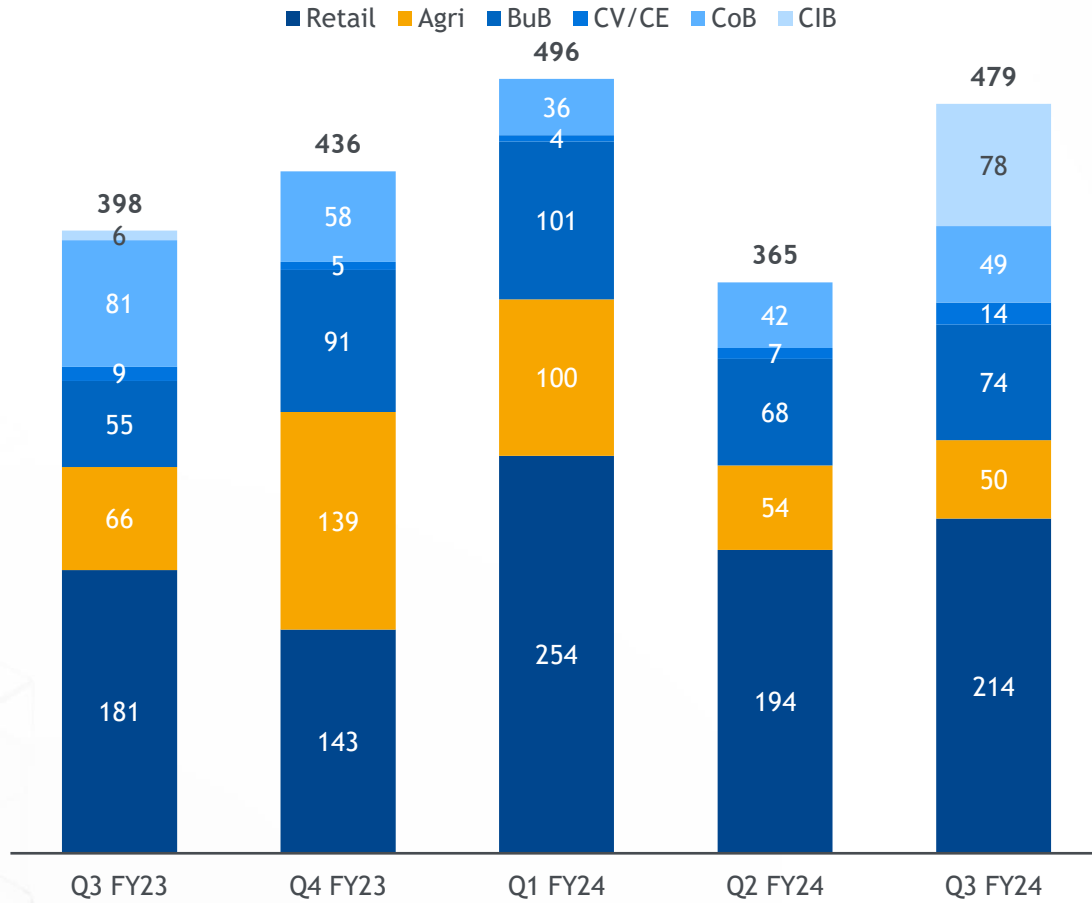
Cost / Income %	48.84	49.51	50.87	52.47	51.86
Net NPA %	0.73	0.69	0.69	0.64	0.64





# Fresh slippages break up

## Fresh slippages

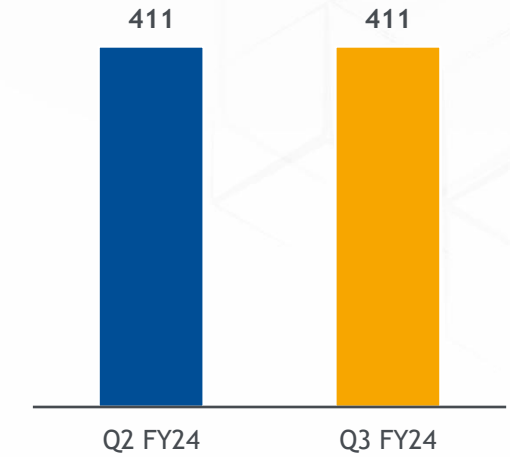


## NPA Composition

Business	Q2 FY24	Q3 FY24
	NPA	NPA
<b>Gross NPA</b>		
Retail	1,425	1,515
Agri	942	934
BuB	996	998
CV/CE	39	51
CoB	664	681
Corporate	370	450
<b>Total</b>	<b>4,436</b>	<b>4,629</b>
<b>Net NPA</b>	<b>1,230</b>	<b>1,284</b>

## Security receipts

### Book Value



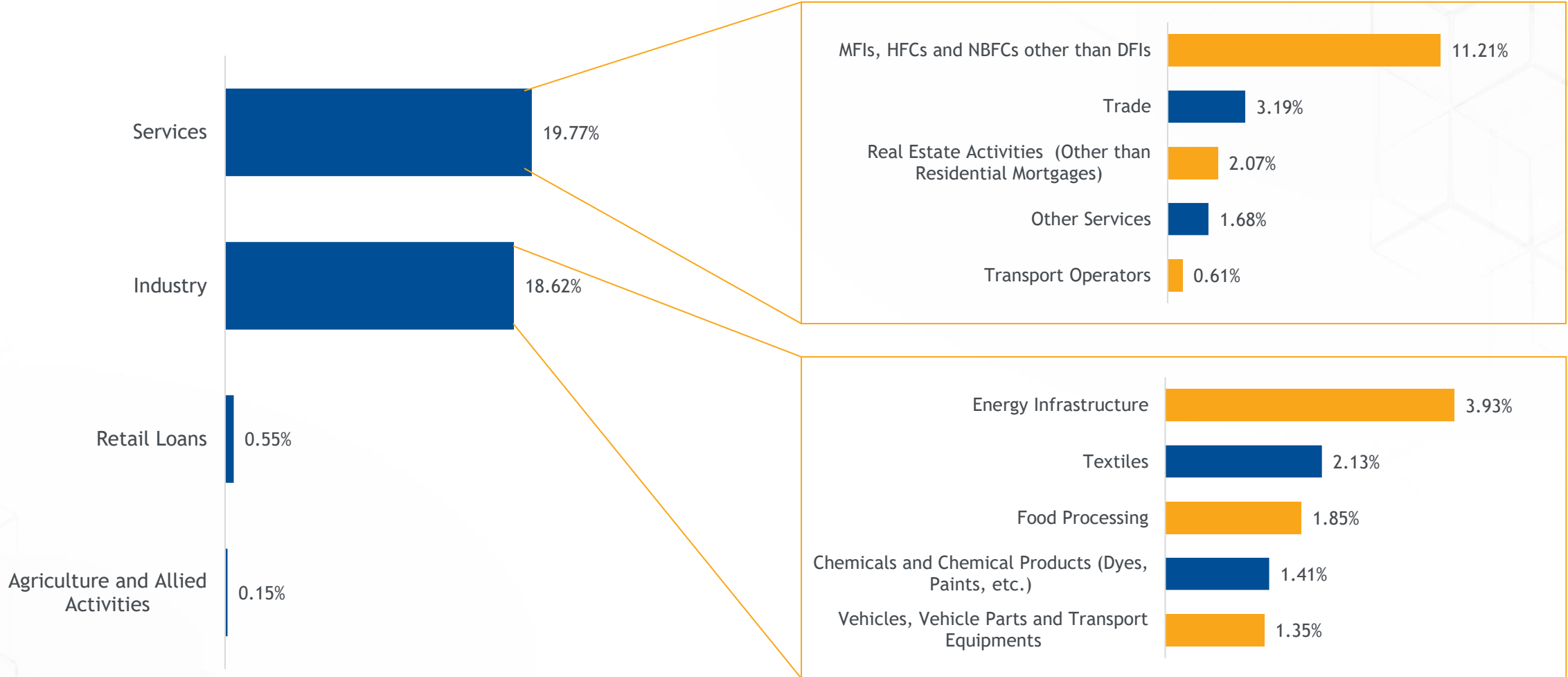
## Restructured book

Type	Q2 FY24		Q3 FY24	
	Balance	Of which Bonds	Balance	Of which Bonds
Standard	2,401	60	2,200	60
Net NPA	930	78	901	78
<b>Total</b>	<b>3,331</b>	<b>138</b>	<b>3,101</b>	<b>138</b>



# Top Sectors in Wholesale Advance Portfolio

Top Sector wise CB,CIB Balance O/s as a % of Gross Advances (Dec-23)\*



\*Excluding Assignments, IBPC and IBU Advances



# Group companies

## Fedbank Financial Services

Subsidiary

- Marketing Retail Asset Products of the Bank
- Retail Hubs established at major centres all over India
- Separate mechanism established for speedy and dedicated processing of retail loans sourced through this channel

**FEDBANK**  
FINANCIAL SERVICES LIMITED

61.7%



## Federal Operations & Services (FedServ)

Subsidiary

- A wholly owned subsidiary company of Federal Bank
- Provides operational & technology-oriented services to Federal Bank
- Located at Bangalore, Visakhapatnam & Kochi
- Designed to deliver excellence in service, mitigation of risk and cost efficiencies

100%

**FEDERAL BANK**

YOUR PERFECT BANKING PARTNER

### Subsidiaries & Associates

## Ageas Federal Life Insurance Company

Associate

- Bank's Joint Venture Life Insurance Company, in association with Ageas
- Federal Bank holds 26% equity in the J.V.
- Started selling life insurance products from March 2008

26%

**ageasFEDERAL**  
LIFE INSURANCE

## Equirus Capital

Associate

- Provides IB, FI, insurance broking, institutional equities, portfolio & WM services

19.7%

**equirus**

xx% Stake owned by Federal Bank as on 31<sup>st</sup> December 2023



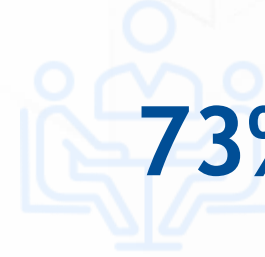
# Corporate governance & ESG snapshot

## Strong & Diverse Board



11

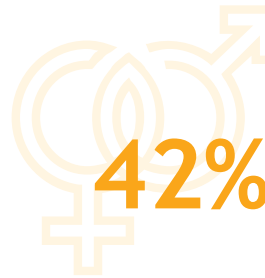
Total Board Members



73%


Independent Directors

## Focus on Gender diversity



42%

Women Representation in workforce



18%

Women Representation in the Board

## ESG



Awarded the 1st Runner-Up in the Diversity & Inclusion Excellence Award by ASSOCHAM



Federal Bank becomes the only Bank to feature among India's Best Workplaces™ for Women 2023



Dedicated E&S committee chaired by MD & CEO to track the ESG strategies & actions

## Diversity & Inclusion

## Employee Recognition

## Governance Structure

## Certifications









- ✓ Information Security Management System
- ✓ Business Continuity Management System
- ✓ Payments Card Industry Data Security Standard



# ESG performance snapshot

Public Commitments

Current position

	 <b>Grow green portfolio size</b>	 <b>In-house solar power generation capacity</b>	 <b>Water conservation capacity</b>	 <b>Finance women entrepreneurs – BC Channel</b>	 <b>Bank Premises to be green certified</b>	 <b>Gender diversity ratio (Women)</b>
<b>Target metric</b>	₹ 13,000 Cr	500KW	1 Lakh Litre	10.00 Lakh	At least 10%	Greater than or equal to 40%
<b>Target date</b>	December 2025	March 2025	March 2025	March 2028	March 2028	Continuing target
<b>Mar-23</b>	₹ 3,222 Cr	300KW	84,000 Litre	3.50 Lakh	Nil	41%
<b>Dec-23</b>	₹ 6,304 Cr	330KW	87,000 Litre	7.35 Lakh	3	42%
	96% growth registered in 9m of FY24	Added solar capacity of 30KW in 9m of FY24	Added 3000 Litre capacity in 9m of FY24	110% growth in no. of women beneficiaries in 9m of FY24	3 premises already certified, 2 additional premises under IGBC review	Maintained on an ongoing basis

# Award-winning franchise & other initiatives / highlights

Federal Bank Announces Strategic Collaboration with NeML for Enhanced eProcurement and eAuction Integration



Federal Bank recognized globally for outstanding achievement in climate lending 2023 by IFC



Gold rating awarded to two premises by the Indian Green Building Council (IGBC)



Federal Bank is the 1st Runner-Up in the Diversity & Inclusion Excellence Award

The Associated Chambers Of Commerce And Industry Of India (ASSOCHAM)



Federal Bank recognized as the 'Bank of the Year 2023' in India

The Banker



"Excellence in Digital Lending" accolade

Lentra Digital Lending Summit

## Other initiatives / highlights

United with News18 & TATA Trusts to promote regular tests & early cancer detection through 'Sanjeevani.'



Launched Exclusive Portal for Non-Resident Account Opening



Collaborated with H S Prannoy, India's Top Seeded Shuttler



# External ratings

Fixed Deposit  
(Short term)

Fixed Deposit

Certificate of Deposit

Tier 2 (Capital) Bonds



India Ratings  
& Research Pvt Ltd,  
CARE

A1+

AA+

A1+

IND AA CARE AA+

Fixed Deposits (short term) and Certificate of Deposits enjoy highest rating in that class



**Thank You**