


GST No.: 03AAACN7683F4ZF

Mob. : +91 87 25 001 001
+91 84 37 088 888



NORTHLINK

FISCAL AND CAPITAL SERVICES LIMITED

CIN No. : L65921PB1994PLC015365

Ref. No.

Dated :

TO
LISTING DEPARTMENT,
BSE LIMITED (BSE),
PHIROZE JEEJEEBHAY TOWERS,
DALAL STREET,
MUMBAI-400001.

**Sub: Disclosure under Regulation 30 & 33 of SEBI (LODR) Regulations, 2015
Decision of the Board Meeting held on 13.11.2020**

Dear Sir,


In continuation to notice dated 06.11.2020, we wish to inform you that Board of Directors in its meeting held on today 13.11.2020 considered and approved Un-Audited Financial Results for the quarter and half year ended 30.09.2020 with the Limited Review Report issued by M/s. Parmod G. Gupta & Associates, Statutory Auditors of the company.

Pursuant to Regulation 30, 33 and other applicable provisions of the SEBI (Listing Obligations and Disclosure Requirements) Regulations, 2015, we are enclosing herewith the Un-Audited Financial Result for the quarter and half year ended 30.09.2020 with the limited review reports issued by Statutory Auditors of the company thereon.

The Board meeting commenced at 12.30 P.M. and concluded at 01.30 P.M. This is for your information please.

For Northlink Fiscal and Capital Services Limited

(Sunil Butta Maria)
Authorised Signatory
Date: - 13-11-2020
Place:- Ludhiana





PARMOD G. GUPTA & ASSOCIATES
CHARTERED ACCOUNTANTS
(A Peer Reviewed Firm)

LIMITED REVIEW REPORT

The Board of Directors,
Northlink Fiscal and Capital Services Limited
Ludhiana.


We have reviewed the accompanying statement of unaudited financial results of **NORTHLINK FISCAL AND CAPITAL SERVICES LIMITED** (the Company) for the quarter ended 30th Sept. 2020 (the "Statement") being submitted by Company pursuant to the requirement of Regulation 33 of SEBI (Listing Obligations and Disclosure Requirements) Regulations, 2015. This statement is the responsibility of the Company's Management and has been approved by the Board of Directors. Our responsibility is to issue a report on these financial statements based on our review.

We conducted our review in accordance with the Standard on Review Engagement (SRE) 2400, Engagements to Review Financial Statements issued by the Institute of Chartered Accountants of India. This standard requires that we plan and perform the review to obtain moderate assurance as to whether the financial statements are free of material misstatement. A review is limited primarily to inquiries of company personnel and analytical procedures applied to financial data and thus provide less assurance than an audit. We have not performed an audit and accordingly, we do not express an audit opinion.

Based on our review conducted as above, nothing has come to our attention that causes us to believe that the accompanying statement of unaudited financial results prepared in accordance with applicable accounting standards and other recognized accounting practices and policies has not disclosed the information required to be disclosed in terms of Regulation 33 of the SEBI (Listing Obligations and Disclosure Requirements) Regulations, 2015 including the manner in which it is to be disclosed, or that it contains any material misstatement.

Place: Ludhiana
Dated: 13.11.2020
UDIN : 20096109AAAAHQ7140

for **PARMOD G. GUPTA & ASSO.**
CHARTERED ACCOUNTANTS




Parmod Gupta
(PARMOD GUPTA)
PARTNER
M.NO.096109
Firm's Reg. No. 018870N

Financial Results – Northlink Fiscal and Capital Services Limited (Rs. In Lakh)			
		Quarter Ended	Half year Ended
A	Date of start of reporting period	01-07-2020	01-04-2020
B	Date of end of reporting period	30-09-2020	30-09-2020
C	Whether results are audited or unaudited	Unaudited	Unaudited
D	Nature of report standalone or consolidated	Standalone	Standalone
Part I			
1	Income		
	Revenue from operations		
(i)	Interest Income	14.90	24.34
(ii)	Dividend Income	0.00	0.00
(iii)	Rental Income	0.00	0.00
(iv)	Fees and commission Income	0.00	0.00
(v)	Net gain on fair value changes	0.00	0.00
(vi)	Net gain on derecognition of financial instruments under amortised cost category	0.00	0.00
(vii)	Sale of products (including Excise Duty)	0.00	105.60
(viii)	Sale of services	0.00	0.00
(ix)	Other revenue from operations		
1	Incentives	0.00	4.10
	Total other revenue from operations	0.00	4.10
	Total Revenue From Operations	14.90	134.04
	Other income	0.00	0.00
	Total income	14.90	134.04
2	Expenses		
	Cost of materials consumed		
	Purchases of stock-in-trade	0.00	95.26
	Changes in inventories of finished goods, work-in-progress and stock-in-trade	0.00	7.60
	Employee benefit expense	2.20	5.64
	Finance costs	0.74	1.39
	Depreciation, depletion and amortisation expense	2.96	5.92
	Fees and commission expense	0.00	0.00
	Net loss on fair value changes	0.00	0.00
	Net loss on derecognition of financial instruments under amortised cost category	0.00	0.00
	Impairment on financial instruments	0.00	0.00
(f)	Other expenses		
1	Other Expenses	6.07	8.51
	Total other expenses	6.07	8.51
	Total expenses	11.97	124.32
3	Total profit before exceptional items and tax	2.93	9.72
4	Exceptional items	0.00	0.00
5	Total profit before tax	2.93	9.72
7	Tax expense		
8	Current tax	0.81	2.52
9	Deferred tax		
10	Total tax expenses	0.81	2.52
11	Net movement in regulatory deferral account balances related to profit or loss and the related deferred tax movement	0.00	0.00
14	Net Profit Loss for the period from continuing operations	2.12	7.20
15	Profit (loss) from discontinued operations before tax	0.00	0.00
16	Tax expense of discontinued operations	0.00	0.00
17	Net profit (loss) from discontinued operation after tax	0.00	0.00
19	Share of profit (loss) of associates and joint ventures accounted for using equity method	0.00	0.00
21	Total profit (loss) for period	2.12	7.20
22	Other comprehensive income net of taxes	0.00	0.00
23	Total Comprehensive income for the period	2.12	7.20
24	Total profit or loss, attributable to		
	Profit or loss, attributable to owners of parent		
	Total profit or loss, attributable to non-controlling interests		
25	Total Comprehensive income for the period attributable to		
	Comprehensive income for the period attributable to owners of parent		
	Total comprehensive income for the period attributable to owners of parent non-controlling interests		
26	Details of equity share capital		
	Paid-up equity share capital	525.00	525.00
	Face value of equity share capital	10.00	10.00
27	Details of debt securities		
28	Reserves excluding revaluation reserve		53.53
29	Earnings per share		
i	Earnings per equity share for continuing operations		
	Basic earnings per share from continuing operations	0.04	0.14
	Diluted earnings per share from continuing operations	0.04	0.14
ii	Earnings per equity share for discontinued operations		
	Basic earnings per share from discontinued operations	0.00	0.00
	Diluted earnings per share from discontinued operations	0.00	0.00

Place :- Ludhiana
Date :- 13-11-2020

For Northlink Fiscal and Capital Services Limited




NOTE:-

- The company is a NBFC Company. These Financial results have been prepared in accordance with the recognition and measurement principles of applicable Indian Accounting Standard (Ind AS) notified under the companies (Indian Accounting Standards) Rules, 2015 (as amended) as specified in section 133 of the Companies Act, 2013.
- The figures of the previous periods have been regrouped/re-arranged where ever considered necessary.
- The above unaudited financial results for the quarter ending 30th September 2020 were reviewed by the audit committee and were considered and approved by the board of directors in their meeting held on 13.11.2020.

Statement of Asset and Liabilities (Rs. In Lakh)		
Particulars		Half year ended (30-09-2020)
Date of start of reporting period		01-04-2020
Date of end of reporting period		30-09-2020
Whether results are audited or unaudited		Unaudited
Nature of report standalone or consolidated		Standalone
Assets		
1	Financial Asset	
	Cash and cash equivalents	32.36
	Bank Balance other than (a) above	7.15
	Derivative financial instruments	0.00
	Receivables	
	(I) Trade Receivables	30.63
	(II) Other Receivables	0.00
	Loans	475.16
	Investments	0.39
	Other Financial assets	8.82
2	Non Financial Asset	
	Inventories	0.00
	Current tax assets (Net)	0.81
	Deferred tax Assets (Net)	0.00
	Investment Property	12.39
	Biological assets other than bearer plants	0.00
	Property, Plant and Equipment	93.53
	Capital work-in-progress	0.00
	Intangible assets under development	0.00
	Goodwill	0.00
	Other Intangible assets	0.00
	Other non-financial assets (to be specified)	48.00
	Total assets	709.24
Equity and liabilities		
1	Equity	
	Equity attributable to owners of parent	
	Equity share capital	525.00
	Other equity	60.73
	Total equity attributable to owners of parent	585.73
	Non controlling interest	0.00
	Total equity	585.73
2	Liabilities	
2.1	Financial Liabilities	
(a)	Derivative financial instruments	0.00
(b)	Payables	
	(I) Trade Payables	
	(i) total outstanding dues of micro enterprises and small enterprises	0.00
	(ii) total outstanding dues of creditors other than micro enterprises and small enterprises	0.00
	II) Other Payables	
	(i) total outstanding dues of micro enterprises and small enterprises	0.00
	(ii) total outstanding dues of creditors other than micro enterprises and small enterprises	0.00
(C)	Debt Securities	0.00
(d)	Borrowings (Other than Debt Securities)	32.57
(e)	Deposits	0.00
(f)	Subordinated Liabilities	0.00
(g)	Other financial liabilities	21.03
2.2	Non-Financial Liabilities	
(a)	Current tax liabilities (Net)	
(b)	Provisions	5.10
(C)	Deferred tax liabilities (Net)	3.68
(d)	Other non-financial liabilities	61.13
	Total liabilities	123.51
	Total equity and liabilities	709.24

1 Prov. for ECL and other Prov. will be considered at the end of the Fin.Year.



Cash flow Statement :- Northlink Fiscal and Capital Services Limited (Rs. In Lakh)		
	Particulars	6 months ended
A	Date of start of reporting period	30-09-2020
B	Date of end of reporting period	30-09-2020
C	Whether results are audited or unaudited	Unaudited
D	Nature of report standalone or consolidated	Standalone
Part I	Blue color marked fields are non-mandatory.	
	Statement of cash flows	
	Whether cash flow statement is applicable on company	Yes
	Cash flows from used in operating activities	
	Profit before tax	9.72
	Adjustments for reconcile profit (loss)	
	Adjustments for finance costs	1.39
	Adjustments for decrease (increase) in inventories	7.60
	Adjustments for decrease (increase) in trade receivables, current	126.47
	Adjustments for decrease (increase) in trade receivables, non-current	0.00
	Adjustments for decrease (increase) in other current assets	-4.81
	Adjustments for decrease (increase) in other non-current assets	
	Adjustments for other financial assets, non-current	
	Adjustments for other financial assets, current	
	Adjustments for other bank balances	-5.24
	Adjustments for increase (decrease) in trade payables, current	-42.34
	Adjustments for increase (decrease) in trade payables, non-current	
	Adjustments for increase (decrease) in other current liabilities	1.16
	Adjustments for increase (decrease) in other non-current liabilities	
	Adjustments for depreciation and amortisation expense	5.92
	Adjustments for impairment loss reversal of impairment loss recognised in profit or loss	0.00
	Adjustments for provisions, current	0.56
	Adjustments for provisions, non-current	
	Adjustments for other financial liabilities, current	-3.32
	Adjustments for other financial liabilities, non-current	-11.10
	Adjustments for unrealised foreign exchange losses gains	
	Adjustments for dividend income	
	Adjustments for interest income	
	Adjustments for share-based payments	
	Adjustments for fair value losses (gains)	
	Adjustments for undistributed profits of associates	
	Other adjustments for which cash effects are investing or financing cash flow	
	Other adjustments to reconcile profit (loss)	
	Other adjustments for non-cash items	
	Share of profit and loss from partnership firm or association of persons or limited liability partnerships	
	Total adjustments for reconcile profit (loss)	76.29
	Net cash flows from (used in) operations	86.01
	Dividends received	
	Interest paid	1.39
	Interest received	
	Income taxes paid (refund)	
	Other inflows (outflows) of cash	
	Net cash flows from (used in) operating activities	84.62
	Cash flows from used in investing activities	
	Cash flows from losing control of subsidiaries or other businesses	
	Cash flows used in obtaining control of subsidiaries or other businesses	
	Other cash receipts from sales of equity or debt instruments of other entities	
	Other cash payments to acquire equity or debt instruments of other entities	
	Other cash receipts from sales of interests in joint ventures	
	Other cash payments to acquire interests in joint ventures	
	Cash receipts from share of profits of partnership firm or association of persons or limited liability partnerships	
	Cash payment for investment in partnership firm or association of persons or limited liability partnerships	
	Proceeds from sales of property, plant and equipment	
	Purchase of property, plant and equipment	0.47
	Proceeds from sales of investment property	
	Purchase of investment property	
	Proceeds from sales of intangible assets	
	Purchase of intangible assets	
	Proceeds from sales of intangible assets under development	
	Purchase of intangible assets under development	
	Proceeds from sales of goodwill	
	Purchase of goodwill	
	Proceeds from biological assets other than bearer plants	
	Purchase of biological assets other than bearer plants	
	Proceeds from government grants	
	Proceeds from sales of other long-term assets	
	Purchase of other long-term assets	
	Cash advances and loans made to other parties	
	Cash receipts from repayment of advances and loans made to other parties	
	Cash payments for future contracts, forward contracts, option contracts and swap contracts	
	Cash receipts from future contracts, forward contracts, option contracts and swap contracts	
	Dividends received	
	Interest received	
	Income taxes paid (refund)	
	Other inflows (outflows) of cash	17.86
	Net cash flows from (used in) Investing activities	17.39
	Cash flows from used in financing activities	
	Proceeds from changes in ownership interests in subsidiaries	
	Payments from changes in ownership interests in subsidiaries	
	Proceeds from issuing shares	
	Proceeds from issuing other equity instruments	
	Payments to acquire or redeem entity's shares	
	Payments of other equity instruments	
	Proceeds from exercise of stock options	
	Proceeds from issuing debentures notes bonds etc	
	Proceeds from borrowings	8.94
	Repayments of borrowings	133.06
	Payments of finance lease liabilities	
	Payments of lease liabilities	
	Dividends paid	
	Interest paid	
	Income taxes paid (refund)	
	Other inflows (outflows) of cash	
	Net cash flows from (used in) financing activities	-124.12
	Net increase (decrease) in cash and cash equivalents before effect of exchange rate changes	-22.11
	Effect of exchange rate changes on cash and cash equivalents	
	Effect of exchange rate changes on cash and cash equivalents	
	Net increase (decrease) in cash and cash equivalents	-22.11
	Cash and cash equivalents cash flow statement at beginning of period	54.47
	Cash and cash equivalents cash flow statement at end of period	32.36

