



# Prakash Pipes Limited

ISO : 9001:2015  
ISO : 22000:2005  
BRC : GRADE 'A'

Srivan, Bijwasan, New Delhi - 110061

CIN : L25209PB2017PLC046660

Tel. : 25305800, 28062115 Fax : 91-11-28062119

E-mail : pplho@prakash.com Website : www.prakashplastics.in

PPL/SE/IP/2023

16<sup>th</sup> June, 2023

Listing Department  
National Stock Exchange of India Ltd.  
Exchange Plaza, 5th Floor, Plot No. C/1  
G Block, Bandra- Kurla Complex, Sandra (E)  
Mumbai – 400051

Listing Department  
BSE Ltd.  
Phiroze Jeejee bhoy Towers  
Dalal Street  
Mumbai – 400001

Company Symbol: PPL

Company Code: 542684

**Sub: Intimation under Regulation 30 of the Securities and Exchange Board of India (Listing Obligations and Disclosure Requirements) Regulations, 2015**

Dear Sir,

Please find enclosed herewith Presentation on Results for the period ended 31<sup>st</sup> March, 2023 for your kind information and record. You are requested to kindly update the same on your website.


Thanking you,

Yours faithfully,  
For **Prakash Pipes Limited**

**Jagdish Chandra**  
Company Secretary



Encls : as above



*Prakash Pipes Limited*

*PVC Pipes & Fittings | Flexible Packaging*

*Investor Presentation June, 2023*



# Disclaimer

---

This presentation and the accompanying slides (the “Presentation”), has been prepared solely for information purposes and do not constitute any offer, recommendation or invitation to purchase or subscribe for any securities, and shall not form the basis or be relied on in connection with any contract or binding commitment what so ever. No offering of securities of the Company will be made except by means of a statutory offering document containing detailed information about the Company.

This Presentation has been prepared based on information and data which Prakash Pipes Limited (the Company) considers reliable, but the Company makes no representation or warranty, express or implied, whatsoever, and no reliance shall be placed on, the truth, accuracy, completeness, fairness and reasonableness of the contents of this Presentation. This Presentation may not be all inclusive and may not contain all of the information that you may consider material. Any liability in respect of the contents of, or any omission from, this Presentation is expressly excluded.

Certain matters discussed in this Presentation may contain statements regarding the market opportunity and business prospects that are individually and collectively forward-looking statements. Such forward-looking statements are not guarantees of future performance and are subject to known and unknown risks, uncertainties and assumptions that are difficult to predict. These risks and uncertainties include, but are not limited to, the performance of the Indian economy and of the economies of various international markets, the performance of the industry in India and world-wide, competition, the company’s ability to successfully implement its strategy, the Company’s future levels of growth and expansion, technological implementation, changes and advancements, changes in revenue, income or cash flows, the Company’s market preferences and its exposure to market risks, as well as other risks. The Company’s actual results, levels of activity, performance or achievements could differ materially and adversely from results expressed in or implied by this Presentation. The Company assumes no obligation to update any forward-looking information contained in this Presentation. Any forward-looking statements and projections made by third parties included in this Presentation are not adopted by the Company and the Company is not responsible for such third party statements and projections.

# Company Overview



State-of-the-Art Plant  
at Kashipur, Uttarakhand



60,000 TPA Pipe &  
Fittings Capacity



One of the top players in  
Northern India



500+ Strong Dealer &  
Distributor Network



19,200 TPA Flexible  
Packaging Capacity



Rs. 709 Cr. Revenue  
in FY23, up by 15%



26% ROE in FY23



Positive Cash Flows  
and Net Debt Free

# Business Strengths....

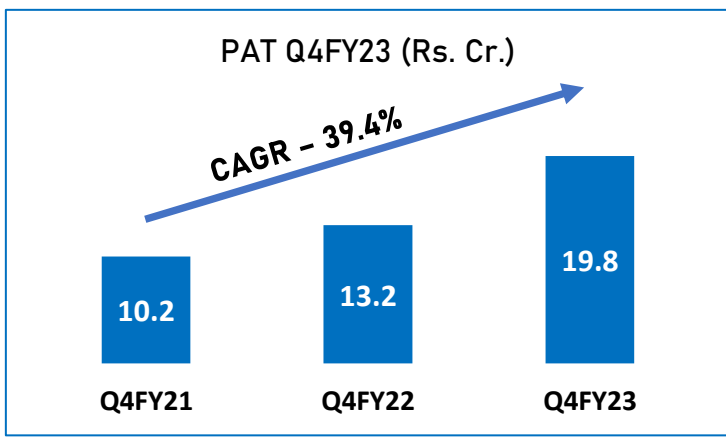
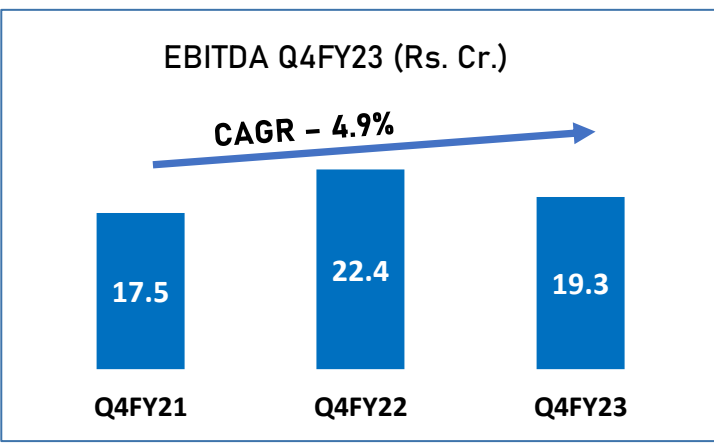
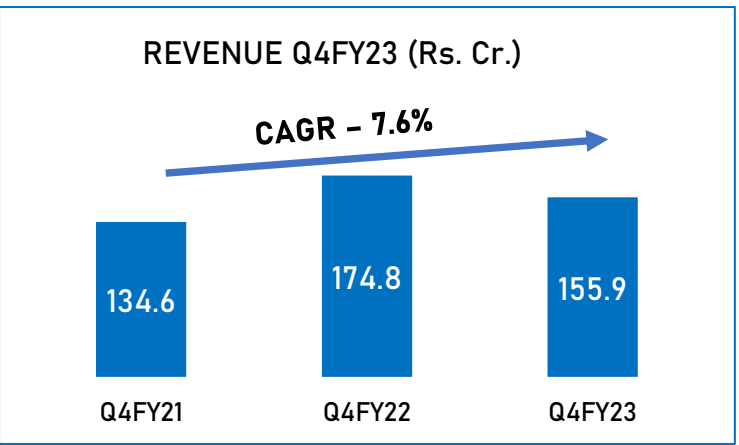
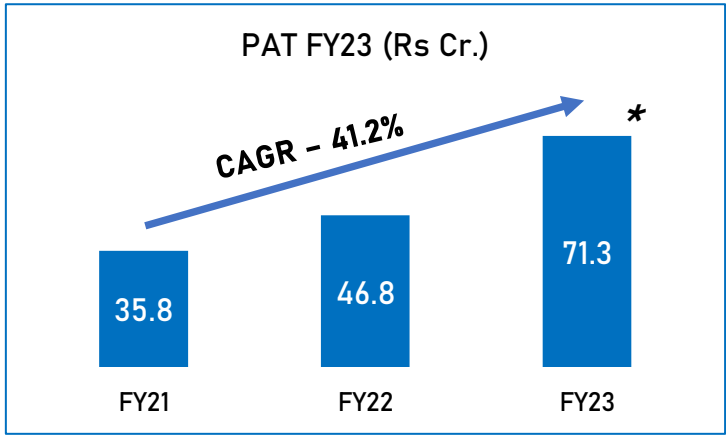
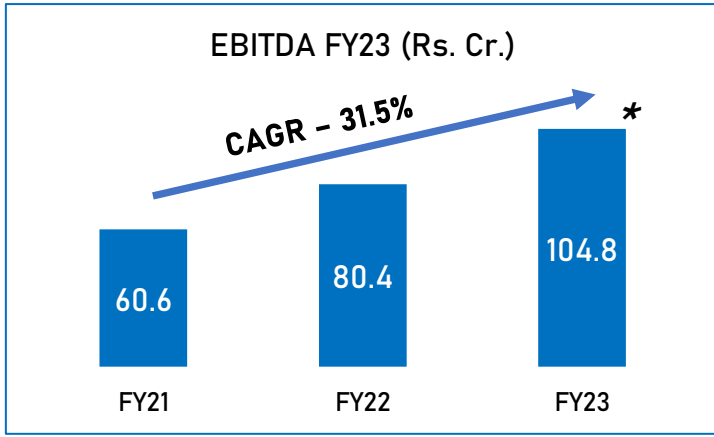
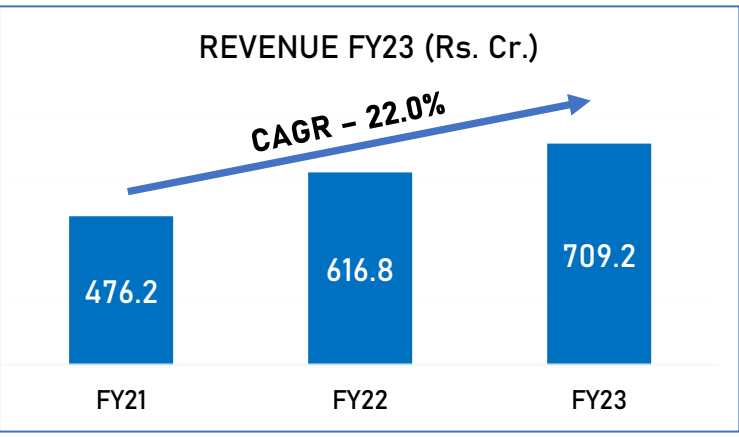
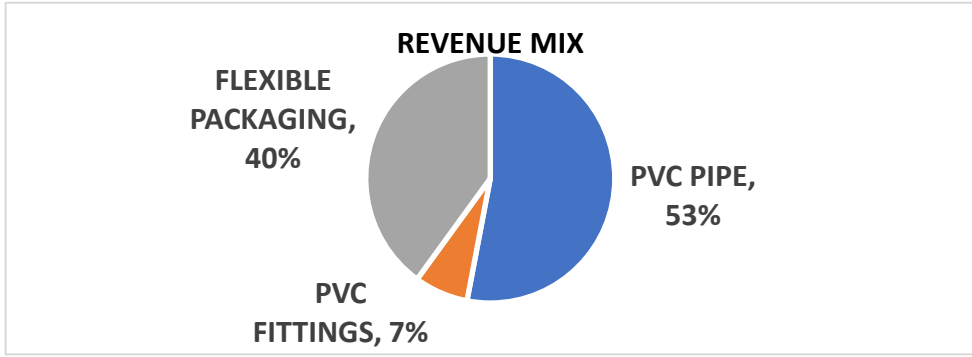




# Highlights

## Year Ended March, 2023

- Revenue - INR 709 Crores, up by 15% YoY
- EBITDA - INR 105\* Crores, up by 30% YoY
- Profit After Tax - INR 71\* Crores, up by 52% YoY



\*FY23 EBITDA, PAT is higher by Rs. 16-17 crs. due to sale of some assets



---

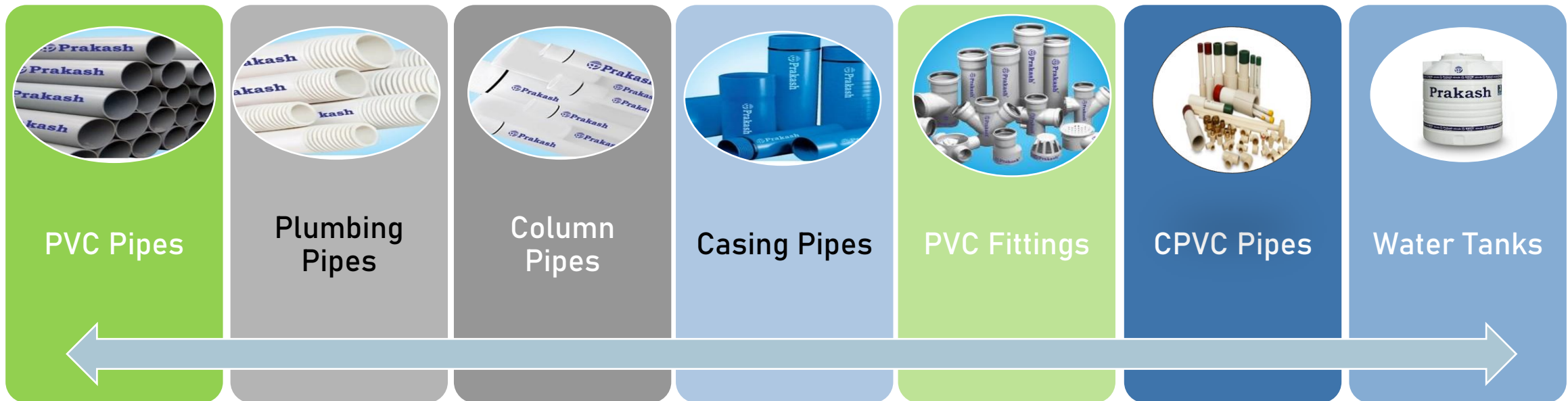
## Pipes & Fittings Division

- Expanding the fittings range by installing new injection moulding machines
- During the year, the division registered sales volume growth of 23% over the last financial year. The stability in PVC resin prices supported by underlining demand momentum from real estate, agriculture and infrastructure sectors provided strong growth impetus
- Further, the Government's continuing focus on various initiatives, like Jal Jeevan Mission, Swachh Bharat Abhiyan, Sanitation, affordable housing and smart cities is also driving the demand for PVC Pipes products

## Flexible Packaging Division

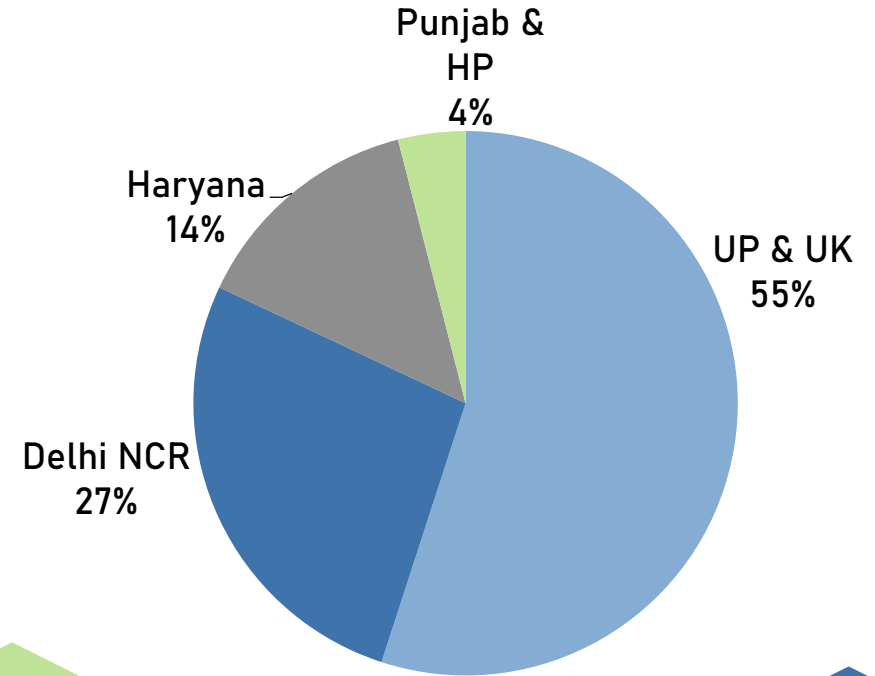
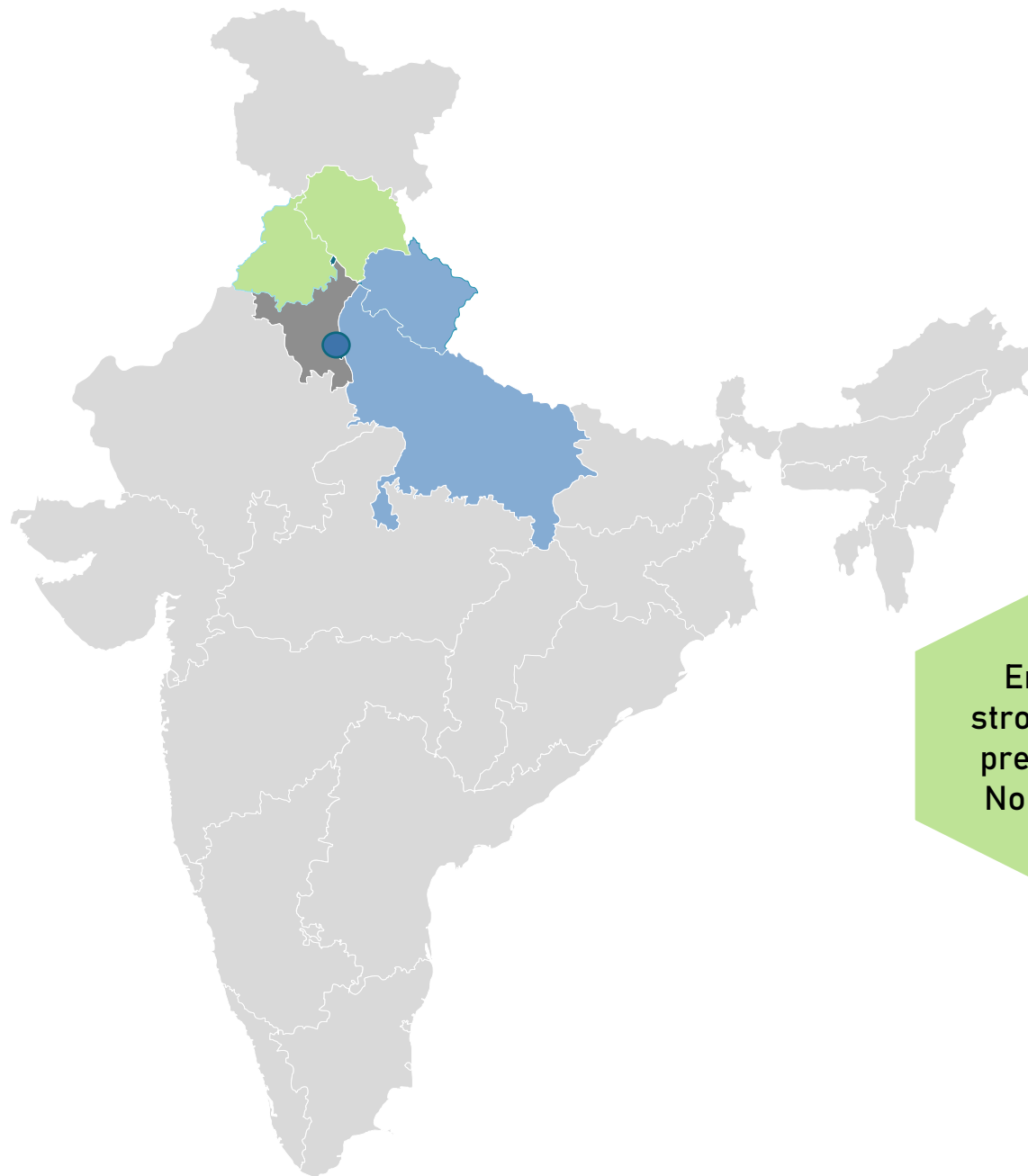
- Sales volume grew to 12,897 MT in FY2023, up by 24%
- Streamlining capacity utilization
- Developing customised and value added solutions for customers

# PVC Pipes & Fittings - Product Portfolio





# PVC Pipes & Fittings - Our Footprints



Enjoying strong brand presence in North India

Focused on penetrating new markets

Extensive dealer network

In house fleet of trucks for better logistics



# PVC Pipes & Fittings - Product Applications



## Agriculture

UPVC Pipes  
Casing Pipes  
Column Pipes  
Fittings



## Construction

SWR Pipes  
Plumbing Pipes  
Column Pipes  
CPVC & UPVC Pipes  
Fittings



## Water Management

CPVC Pipes  
UPVC Pipes  
Fittings

# PVC Pipes & Fittings - Key Growth Drivers



Har Ghar Jal  
Jal Jeevan Mission

Union Budget 2023-24 allocates Rs. 697 bn for providing tap water connection to every rural household by 2024 under Jal Jeevan Mission



PM Krishi Sinchayee Yojana for extending the coverage of irrigation “Har Khet ko Pani” and improving water use efficiency “More Crop Per Drop”



Pradhan Mantri  
Awaas Yojana  
Housing for All

Union Budget 2023-24 enhanced the outlay for PM Awas Yojana to over Rs. 790 bn.



Big opportunity for organized manufacturers with ongoing industry consolidation in plastics sector.

# Flexible Packaging – Product Offerings

The state of art Packaging plant at Kashipur, Uttarakhand provides technologically superior and sustainable packaging solutions:

Flexible Packaging Laminates & Pre-fabricated Pouches

Printing Inks

Rotogravure Cylinders

Blown PE Films



ISO 22000: 2005, ISO 9001: 2015, Sedex & BRC 'A' Grade Certified Plant

# Flexible Packaging – Applications

---

**FMCG**  
FAST-MOVING CONSUMER GOODS

Shampoo &  
Conditioners

Soaps & detergents

Vegetable Oils

Tea & Coffee

Juices & Drinks

Confectionery

Aromatic Oils

**FOOD**

Chips

Biscuits

Noodles

Frozen Food

Sugar

Dairy Products

Cereals & Spices

**INFRASTRUCTURE  
& OTHERS**

Motor Oil & Lubricants

Paints

Fertilizers

Pharmaceuticals

Contraceptives

Cement

Adhesives

# Flexible Packaging - Key Growth Drivers



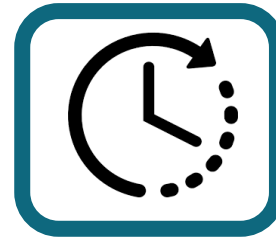
Overall growing population



Rising organized retail chains



Smaller households & nuclear families



Better shelf life



Environment friendly and recyclable



Tool for brand building



Health and hygiene awareness



Light weight & convenient

# Flexible Packaging – Key Clientele



among others...

# Profitability Highlights

(Rs. Crores)

Particulars	CAGR	FY23	FY22	FY21
Revenue	22.0%	709.2	616.8	476.2
Other Income		21.6 *	3.1	2.1
Total Income		730.8	619.8	478.3
EBITDA	31.5%	104.8 *	80.4	60.6
<i>EBITDA margin (%)</i>		14.3%	13.0%	12.7%
Depreciation		12.2	10.9	8.4
Interest		3.1	2.4	1.5
Profit Before Tax	32.8%	89.5	67.1	50.8
Income Tax		18.2	20.3	15.0
Profit After Tax	41.2%	71.3 *	46.8	35.8
<i>PAT margin (%)</i>		9.8%	7.6%	7.5%
EPS (basic) (in Rs.)		29.81	19.57	17.08
<b>Sales Volume (MTPA)</b>		<b>FY23</b>	<b>FY22</b>	<b>FY21</b>
Pipes & Fittings		37,859	30,717	36,333
Flexible Packaging		12,897	10,401	7,036

\*FY23 Other Income, EBITDA, PAT is higher by Rs. 16-17 crores due to sale of some assets



# Balance Sheet Highlights

(Rs. Crores)

Equities & Liabilities	Mar-23	Mar-22
Equity	278.6	235.3
Debt	9.6	5.1
Non Current Liabilities	3.8	3.4
Current Liabilities	53.6	52.7
<b>Total Equities &amp; Liabilities</b>	<b>345.5</b>	<b>296.5</b>

Key Ratios	Mar-23	Mar-22
Book value per share	Rs. 116.5	Rs. 98.4
ROE	26%	20%
Current Ratio	5:1	3:1
Total Debt/Equity Ratio	0.03	0.02
ROCE	32%	29%
ROA	21%	16%

Assets	Mar-23	Mar-22
<b>Non Current Assets</b>		
Fixed Assets	72.3	105.2
Other Non Current Assets	12.4	16.0
<b>Current Assets</b>		
Inventories	49.1	59.2
Trade Receivables	75.2	58.8
Cash & Bank Balances	121.0	46.5
Other Current Assets	15.4	10.9
<b>Total Assets</b>	<b>345.5</b>	<b>296.5</b>

# Sustainability & circular economy

---

- Extended Producers Responsibility under Plastic Waste Management (Amendment) Rules, 2022 - The company is a leader in implementation of initiatives towards plastic waste management by recycling, reprocessing and reusing the plastic waste generated at shop floor.
- 100% recycling in PVC Pipes & Fittings division - by re-grinding and re-use of PVC pipe rejects/ process waste.
- 100% recycling of Blown Poly film wastage - by online re-pelletization of side trims and rejects/ process waste for reuse in blown film production.
- Laminate waste reprocessing - by converting laminate waste into lumps, which is then sold in the market to manufacturers of hose pipes, chairs, flower pots, roadside barriers, plastic bricks etc.

# Sustainability & circular economy

---

- Effluent treatment plant with Zero liquid discharge - by treating hazardous water of high TDS and bringing to the level of 500-550 TDS and PH levels of 6-9. Further, ultra filtered water is evaporated by heaters, leading to zero liquid discharge.
- Gas based thermic fluid heater for zero air pollution.
- Power efficiency meters - to continuously monitor and efficiently utilize the power consumption in machines.
- Energy Audit - is conducted once a year by BEE certified auditors to improve energy efficiency and to identify further possibilities of reducing power consumption.



# Corporate Social Responsibility

---

Corporate Social Responsibility (CSR) has been integral part of the Prakash Group of Companies since inception.

Following are the broad areas of the initiatives:

- Ensuring environment sustainability – Plantation and Water Conservation
- Providing safe drinking water facilities
- Conducting training programs for promotion of vocational skills
- Measures for reducing inequalities
- Promotion of education
- Promotion of healthcare awareness
- Promotion of rural sports
- Mid-day meal scheme





*Thank  
You*

For more information:  
Visit [www.prakashplastics.in](http://www.prakashplastics.in)  
or write to [pplho@prakash.com](mailto:pplho@prakash.com)