



SURYALATA SPINNING MILLS LIMITED

(An ISO 9001 : 2008 Certified Company)

CIN-L18100TG1983PLC003962



SLSML/2016-17/ 903

9th February, 2017

Department of Corporate Services
BSE Limited, 25th Floor,
P.J Towers, Dalal Street,
Fort, Mumbai – 400 001.

Dear Sir(s),

Sub : Disclosure of information pursuant to regulation 30 read with part A of Schedule III of Securities and Exchange Board of India (Listing Obligations and Disclosure Requirements) Regulations, 2015.

Ref : Scrip Code : 514138.

In compliance with regulation 30 read with part A of Schedule III of Securities and Exchange Board of India (Listing Obligations and Disclosure Requirements) Regulations, 2015 and the Company's code of practices and procedure of Fair Disclosure of Unpublished price sensitive Information, kindly find enclosed herewith a copy of the investor presentation of the Company which we propose to share with the investors / analysts / others.

Please take the same on record.

Thanking you,

Yours Faithfully

For SURYALATA SPINNING MILLS LIMITED


VITHALDAS AGARWAL
MANAGING DIRECTOR





SURYALATA SPINNING MILLS LIMITED

ONE OF THE LARGEST PRODUCERS OF SYNTHETIC BLENDED YARNS

INVESTOR PRESENTATION FEBRUARY 2017



Disclaimer



This presentation and the accompanying slides (the "Presentation"), which have been prepared by Suryalata Spinning Mills Limited (the "Company") solely for information purposes and do not constitute any offer, recommendation or invitation to purchase or subscribe for any securities, and shall not form the basis or be relied on in connection with any contract or binding commitment what so ever. No offering of securities of the Company will be made except by means of a statutory offering document containing detailed information about the Company.

This Presentation has been prepared by the Company based on information and data which the Company considers reliable, but the Company makes no representation or warranty, express or implied, whatsoever, and no reliance shall be placed on, the truth, accuracy, completeness, fairness and reasonableness of the contents of this Presentation. This Presentation may not be all inclusive and may not contain all of the information that you may consider material. Any liability in respect of the contents of, or any omission from, this Presentation is expressly excluded.

Certain matters discussed in this Presentation may contain statements regarding the Company's market opportunity and business prospects that are individually and collectively forward-looking statements. Such forward-looking statements are not guarantees of future performance and are subject to known and unknown risks, uncertainties and assumptions that are difficult to predict. These risks and uncertainties include, but are not limited to, the performance of the Indian economy and of the economies of various international markets, the performance of the industry in India and world-wide, competition, the company's ability to successfully implement its strategy, the Company's future levels of growth and expansion, technological implementation, changes and advancements, changes in revenue, income or cash flows, the Company's market preferences and its exposure to market risks, as well as other risks. The Company's actual results, levels of activity, performance or achievements could differ materially and adversely from results expressed in or implied by this Presentation. The Company assumes no obligation to update any forward-looking information contained in this Presentation. Any forward-looking statements and projections made by third parties included in this Presentation are not adopted by the Company and the Company is not responsible for such third party statements and projections.

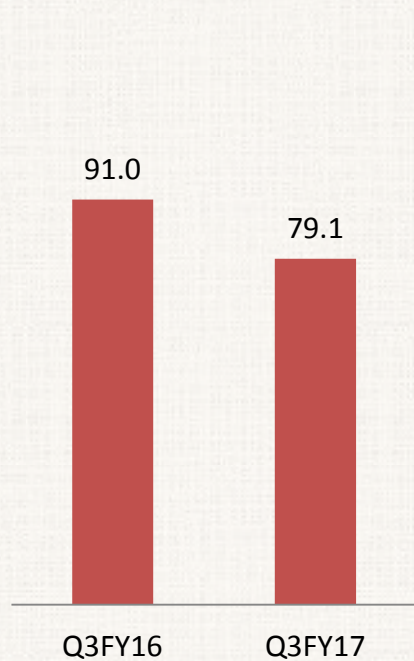


Q3 & 9M FY17 Highlights

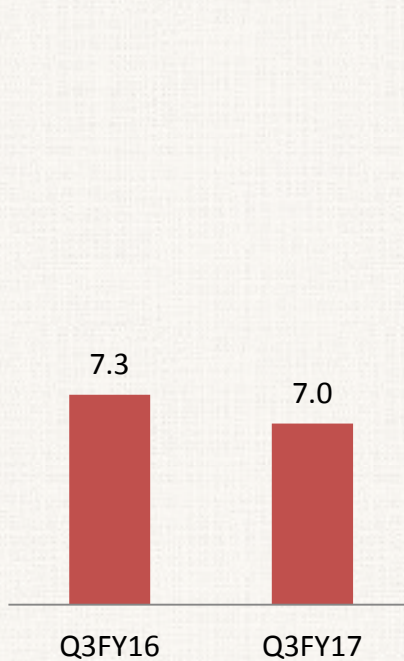
Financial Highlights – Q3 FY17




Revenue (Rs In Cr)



EBITDA (Rs In Cr)



PAT (Rs In Cr)



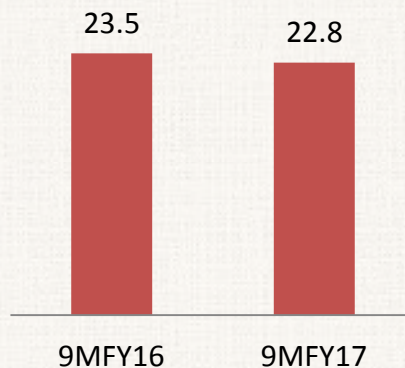
Financial Highlights – 9M FY17



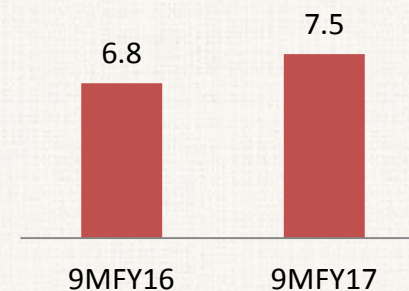
Revenue (Rs In Cr)



EBITDA (Rs In Cr)



PAT (Rs In Cr)



Profit & Loss Statement



Rs. Crore	Q3 FY17	Q3 FY16	9M FY17	9M FY16
Revenue from Operations	78.09	90.17	255.48	265.51
Other Operating Income	1.01	0.78	2.88	1.91
Total Income	79.10	90.95	258.36	267.42
Raw Material & Fuel Costs	51.78	60.94	170.33	175.76
Employee Cost	6.03	5.12	17.09	16.35
Other Cost	14.28	17.56	48.11	51.84
EBITDA	7.01	7.33	22.83	23.47
<i>EBIDTA margin (%)</i>	8.9%	8.1%	8.8%	8.8%
Other Income	0.12	0.11	0.38	0.34
Depreciation	2.09	2.03	6.16	6.08
Interest	1.91	2.23	5.78	7.51
Profit Before Tax	3.13	3.18	11.27	10.22
Tax	1.06	1.08	3.82	3.47
Profit After Tax	2.07	2.10	7.45	6.75
<i>PAT Margin (%)</i>	2.6%	2.3%	2.9%	2.5%
EPS (Rs)	4.85	4.91	17.45	15.82



CORPORATE OVERVIEW

Suryalata Spinning Mills ...



Leading manufacturer and exporter of high quality synthetic yarns

Manufactures synthetic ring spun yarns for knitting, weaving and technical applications

•Yarn Products include

- 100% polyester spun yarn
- 100% viscose spun yarn
- Polyester/viscose blended yarn
- Polyester sewing thread
- Mélange yarns count range

Two manufacturing units in Telangana - total capacity of 93,264 spindles

Particular	Kalwakurthy	Urukondapet – Unit I	Urukondapet - Unit II
Spindles	36,288	35,136	21,840
Capacity	30 Tons per day	25 Tons per day	25 Tons per day

Experienced Leadership Team



Mr. Vithaldas Agarwal

Promoter & Managing Director

- Rich experience in Spinning industry
- Handles purchase of inputs, marketing of products and administration



Mr. Mahender Kr. Agarwal

Promoter & Joint Managing Director

- Vast experience in Spinning industry
- Manages plant operations, financial functions, expansion, marketing of products



Ms. Madhavi Agarwal

Executive Director

- Actively involved in promotion of new products and maintaining quality of products



Mr. K. Nageswara Rao

Chief Financial Officer

- Chartered Accountant having vast experience in Fund Management, project finance, project implementation, cost control and taxation

Machinery deployed at Mfg Facilities



Bale plucker

- Fibre flucked uniformly from arranged line bales and are made to small tufts before feed into Unimix
- Beater and Lap mechanism in Unimix will remove impurities, trash, dust particles and by proper feed control system fibre forms uniformly with definite measure of weight & length



Carding

- Individualize fibres through carding action
- Open fibres by removing fused fibres/chips as waste
- Remove neps and short fibres present in fibres as a Flat waste
- To prepare sliver in coiled form with uniformity and required Hanks measured by Auto Leveller



Draw frames

- Doubling & Drafting of sliver
- Parallelization, Strengthening, increasing the length & Individualization of sliver
- In built digital auto leveller in LRSB Draw frame to produce even & uniform sliver as per required Hank

Machinery deployed at Mfg Facilities



Simplex

- Draw frame Sliver is fed into this frame and it passes between 4 pair of rollers and sliver is condensed
- Condensed drafted sliver called as rove is twisted and into plastic bobbins
-



Ring Frame

- Twist drafted fibre sliver where thin stud of fibre is further drawn into the required count
- Twist is obtained and wound in bobbin cops from spinning, will go on reeling into bobbins



Autoconer

- Wind spinning yarn on to final cone after detecting & removing defects from yarn by yarn clearer loopfe if any in spinning yarn with a suitable cone package

Machinery deployed at Mfg Facilities



Link Coner

- Wind spinning yarn on to final cone after detecting & removing defects from yarn by yarn clearer leopfe if any in spinning yarn with a suitable cone package



Cheese Winding

- From Yarn of two Cops will wind parelley into one Cop to twist into One in TFO



TFO Twisters

- Method of twisting two or more single yarns is called doubling or folding or ply twisting
- Such yarns are designated as doubled yarn, folded yarn or plied yarn and machines intended for purpose are called doublers, ply-twisters or two-for-one (TFO) twisters

Benefits for Workers



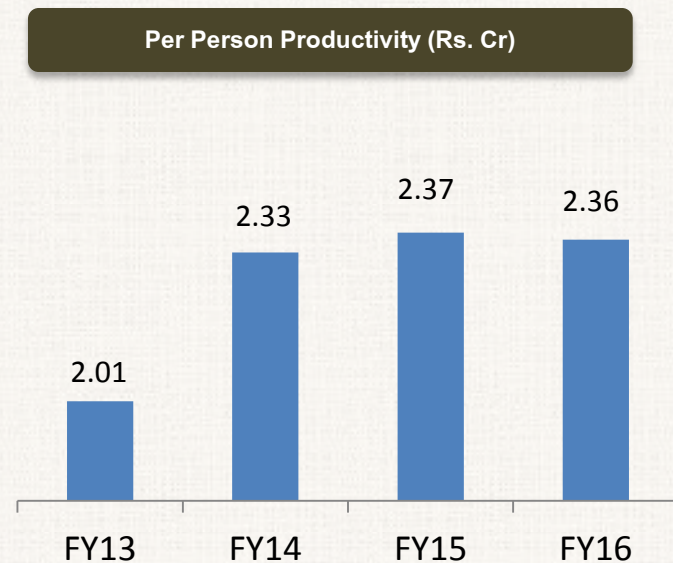
Undertaken building of accommodation for employees

- Built 150 quarters inside the premises
- Provide accommodation for 60-75% of the workforce



Improved Per Person Productivity

- Per person productivity at Rs. 2.36 Crs/person in 2015-16
- Indicating a complement of training, knowledge and multi-skilling



CSR Activities



Company perform various CSR activities to transform people's lives such as

- Promoting education, including special education and employment enhancing vocational skills among children and women
- Eradicating hunger and poverty and malnutrition and sanitation and making available safe drinking water
- Animal Welfare
- Promoting health care including preventive health care



Educating Vedic Students



Promoting Education



Animal Welfare



Business Strengths & Growth Strategies

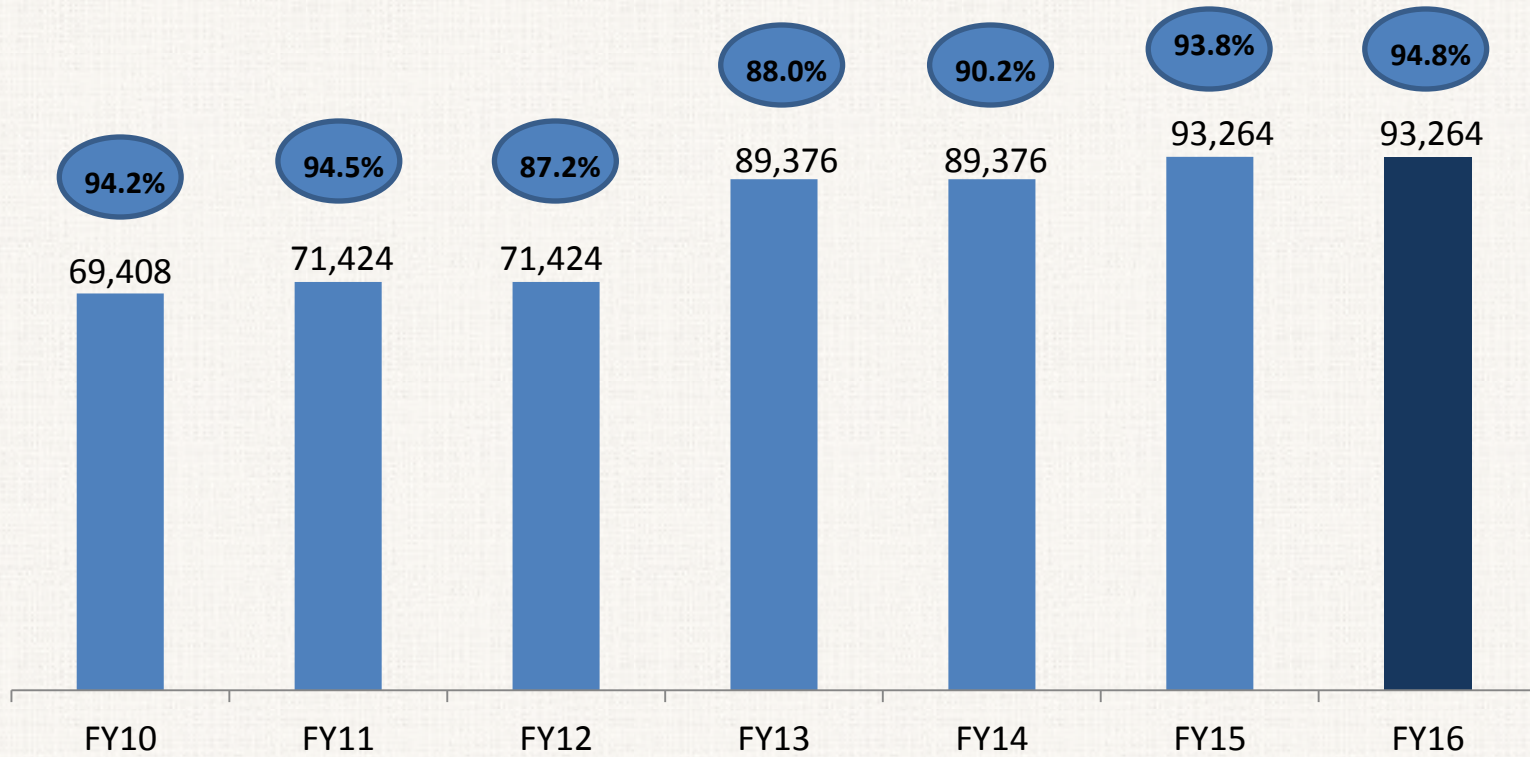
Business Strengths



Consistent Modernisation & Capacity Addition



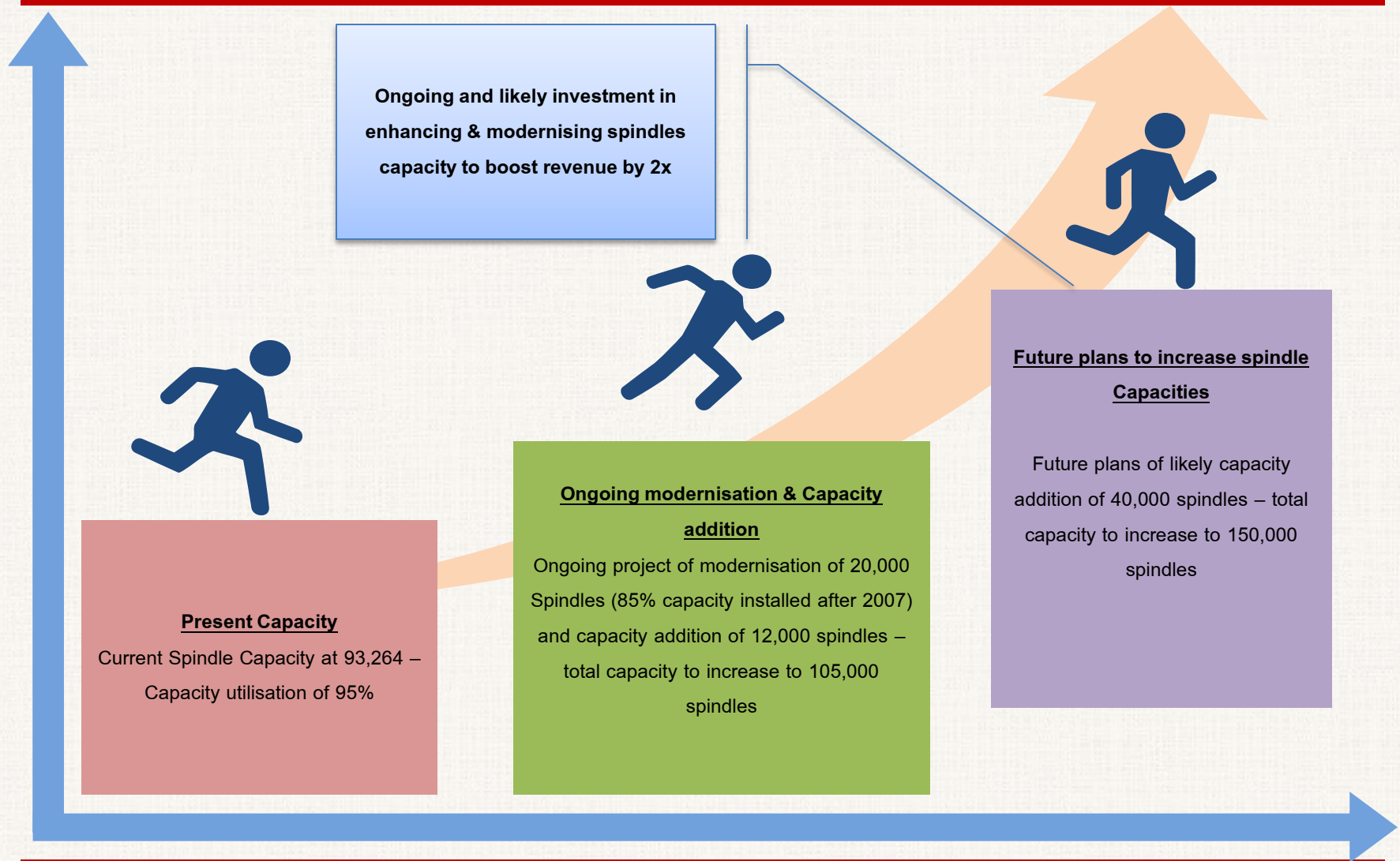
Spindles capacity over the years



= Capacity Utilization

Currently company is operating at 95% Capacity Utilization

Enhancing Spindles Capacity in Phases




Focus on Increasing Export Share



Currently exporting to over 20 countries

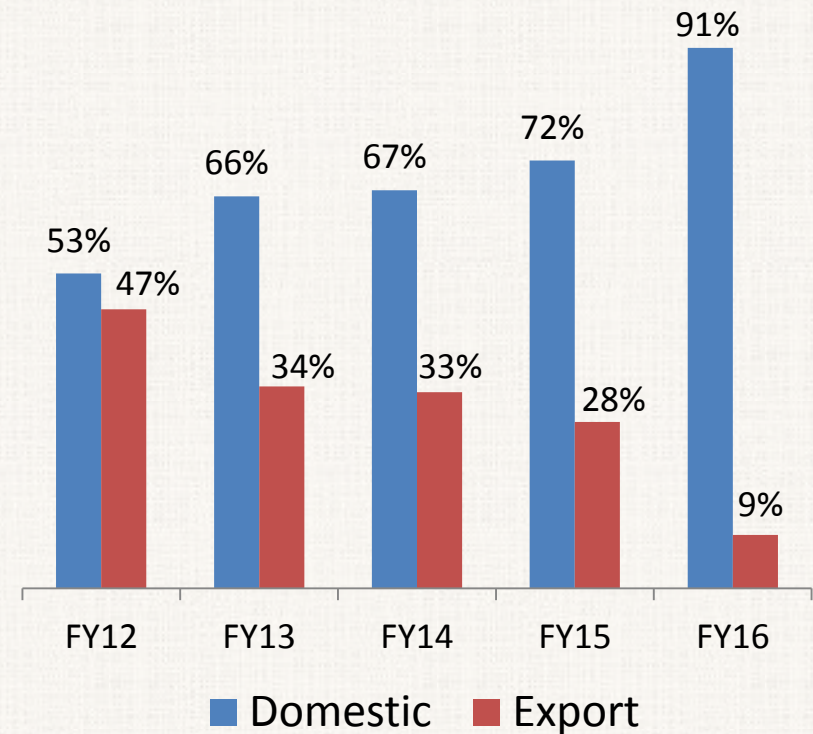
Exporting all range of products - 100% Polyester Spun Yarn, PV Blended Yarn and 100% Viscose Spun Yarn



Around 25% Revenue contribution from exports in the previous 3 years

Focus on increasing exports share while maintaining domestic share

Domestic & Export mix





Financial Performance

Annual Profitability Highlights

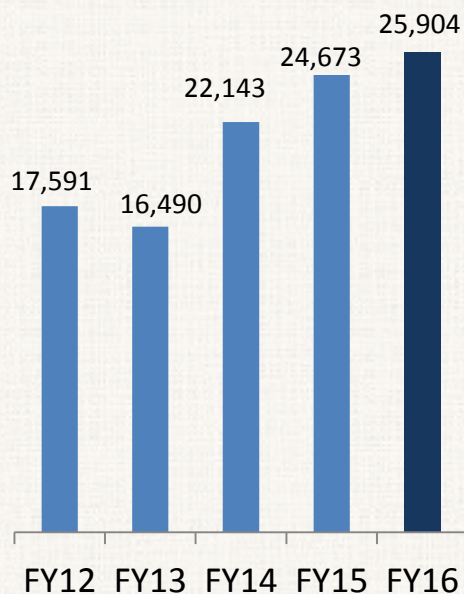


Rs. Crore	FY16	FY15	YoY
Revenue from Operations	353.7	365.4	(3.2%)
Other Operating Income	2.6	15.6	
Total Income	356.2	381.0	(6.5%)
Raw Material & Fuel Costs	233.2	255.2	
Employee Cost	21.4	20.6	
Other Cost	70.4	67.4	
EBITDA	31.2	37.9	(17.5%)
<i>EBIDTA margin (%)</i>	8.8%	9.9%	
Other Income	0.6	0.7	
Depreciation	8.1	8.7	
Interest	9.2	10.7	
Profit Before Tax	14.6	19.2	(24.0%)
Tax	5.0	6.5	
Profit After Tax	9.6	12.7	(24.0%)
<i>PAT Margin (%)</i>	2.7%	3.3%	
EPS (Rs)	21.88	28.13	

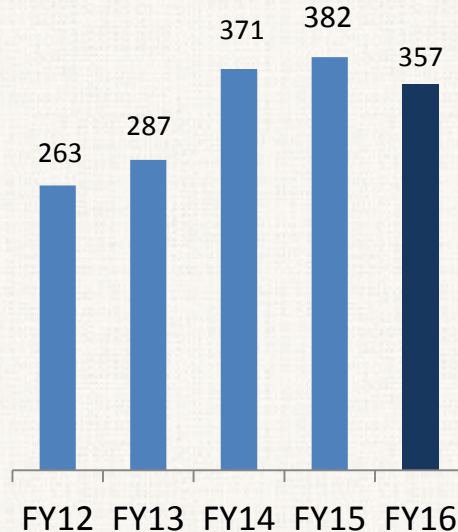
Modest Performance Despite Challenging Economy



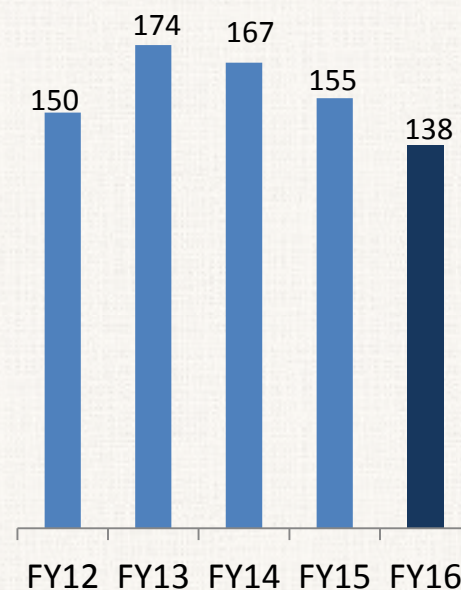
Sales (MT)



Revenues (Rs. Cr)



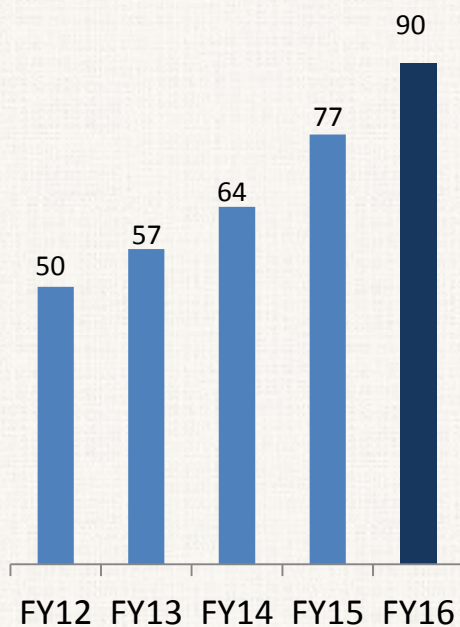
Average sales realisation
(Rs/Kg)



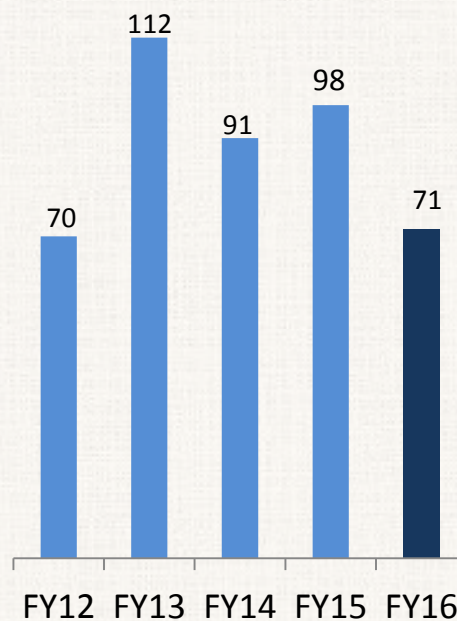
Strengthening Balance Sheet



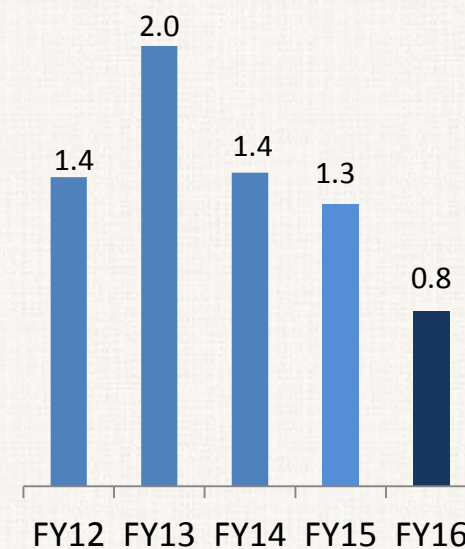
Networth (Rs. Cr)



Debt (Rs. Cr)



Debt to Equity ratio



Balance Sheet



Rs. Crore	Sep-16	Mar-16
Shareholder's Funds	95.6	90.2
Share capital	9.6	9.6
Reserves & Surplus	85.9	80.6
Non-current liabilities	60.2	59.2
Long term borrowings	42.8	42.8
Deferred Tax Liabilities (Net)	17.5	16.4
Long-Term Provisions	-	-
Current Liabilities	56.6	65.7
Short Term Borrowings	28.4	28.1
Trade Payables	2.8	3.6
Other Current liabilities	19.0	27.8
Short-term provisions	6.4	6.2
Total Equities & Liabilities	212.4	215.1

Rs. Crore	Sep-16	Mar-16
Non-current assets	147.0	145.8
Fixed assets incl. WIP	140.7	139.4
Non-current Investments	-	-
Long-term loans & advances	6.4	6.4
Other non-current assets	-	-
Current Assets	65.3	69.3
Current Investments	0.0	0.0
Inventories	21.1	18.2
Trade receivables	23.5	28.0
Cash & Cash equivalents	0.6	0.6
Short-term loans & Advances	6.9	6.4
Other Current Assets	13.2	16.1
Total Assets	212.4	215.1

Thank You

For further information, please contact:

COMPANY :

SURYALATA SPINNING MILLS LTD.

CIN: L18100TG1983PLC003962

Mr. K. NAGESWARA RAO

knrao@suryalata.com

Contact No: +91 40-27774216

www.suryalata.com

INVESTOR RELATIONS ADVISORS :

STELLAR IR ADVISORS PVT. LTD.

CIN: U74900MH2014PTC259212

Mr. VIKASH VERMA / Mr. ABHISHEK BHATT

vikash.verma@stellar-ir.com / abhishek@stellar-ir.com

Contact No: +91-22-2823 0380/81

www.stellar-ir.com
