

Date: 20.01.2021

To

1. The Manager (Listing)  
BSE Ltd.  
Phiroze Jeejeebhoy Towers  
Dalal Street  
Mumbai- 400 001  
**Scrip Code: 540575**
2. The Manager (Listing)  
The National Stock Exchange of India Ltd.  
Exchange Plaza, Bandra Kurla Complex,  
Bandra (E)  
Mumbai- 400 051  
**Scrip Name- STARCEMENT**
3. The Company Secretary  
Star Cement Ltd.  
Vill: Lumshnong,  
P.O. Khaliehriat,  
District: East Jaintia Hills,  
Meghalaya-793210


Dear Sir

**Sub: Disclosure under Regulation 29(2) of the SEBI (Substantial Acquisition of Shares and Takeovers) Regulations, 2011**

Enclosed herewith please find intimation pursuant to Regulation 29(2) of the SEBI (Substantial Acquisition of Shares and Takeovers) Regulations, 2011. The said disclosure includes transactions made by all the promoters and their persons acting in concert (PAC) covering the period from 29.09.2020 till 18.01.2021. You are requested to kindly take note of the same and do the needful.

Thanking You

Yours faithfully,



**Rajesh Kumar Agarwal**  
**(Promoter)**

**Format for Disclosures under Regulation 29(2) of SEBI (Substantial Acquisition of Shares & Takeovers) Regulations, 2011**


<b>Name of the Target Company (TC)</b>	STAR CEMENT LIMITED		
<b>Name(s) of the acquirer and Persons Acting in Concert (PAC) with the acquirer</b>	As per enclosed Annexure I		
<b>Whether the acquirer belongs to Promoter/Promoter group</b>	YES		
<b>Name(s) of the Stock Exchange(s) where the shares of TC are Listed</b>	BSE Limited (BSE); The National Stock Exchange of India Ltd (NSE)		
<b>Details of the acquisition / disposal as follows</b>	<b>Number</b>	<b>share/voting capital wherever</b>	<b>diluted share/voting capital of the</b>
<b>Before the acquisition under consideration, holding of :</b>			
a) Shares carrying voting rights	27,70,32,631	67.17	-
b) Shares in the nature of encumbrance (pledge/ lien/ non-disposal undertaking/ others)	-	-	-
c) Voting rights (VR) otherwise than by shares	-	-	-
d) Warrants/convertible securities/any other instrument that entitles the acquirer to receive shares carrying voting rights in the TC (specify holding in each category)	-	-	-
<b>e) Total (a+b+c+d)</b>	<b>27,70,32,631</b>	<b>67.17</b>	<b>-</b>
<b>Details of acquisition/sale</b>			
a)(i) Shares carrying voting rights acquired/sold	32,24,221	0.78	-
a)(ii) Shares carrying voting rights acquired/sold	34,71,915	0.84	-
b) VRs acquired /sold otherwise than by shares	-	-	-
c) Warrants/convertible securities/any other instrument that entitles the acquirer to receive shares carrying voting rights in the TC (specify holding in each category) acquired /sold	-	-	-
d) Shares encumbered / invoked/released by the acquirer	-	-	-
<b>e) Total (a+b+c+/-d)</b>	<b>66,96,136</b>	<b>1.62</b>	<b>-</b>
<b>After the acquisition/sale, holding of:</b>			
a) Shares carrying voting rights	27,67,84,937	67.11	-
b) Shares encumbered with the acquirer	-	-	-
c) VRs otherwise than by shares	-	-	-
d) Warrants/ convertible securities/any other instrument that entitles the acquirer to receive shares carrying voting rights in the TC (specify holding in each category) after acquisition	-	-	-
<b>e) Total (a+b+c+d)</b>	<b>27,67,84,937</b>	<b>67.11</b>	<b>-</b>

*Agarwal*

Mode of acquisition / sale (e.g. open market / off-market / public issue / rights issue / preferential allotment / inter-se transfer etc).	Open Market, Off Market and Transmission due to death (Inter-se)
Date of acquisition / sale of shares / VR or date of receipt of intimation of allotment of shares, whichever is applicable	Covering the period from 29.09.2019 till 18.01.2021 As per enclosed Annexure II
Equity share capital / total voting capital of the TC before the said acquisition / sale	Rs. 41,24,28,997/-
Equity share capital / total voting capital of the TC after the said acquisition / sale	Rs. 41,24,28,997/-
Total diluted share/voting capital of the TC after the said acquisition	-

(\*) Total share capital/ voting capital to be taken as per the latest filing done by the company to the Stock Exchange under regulation 31 of SEBI (Listing Obligations and Disclosures Requirement) Regulations, 2015. However, total equity share capital/ voting capital and percentage thereon have been calculated based on Post Buyback share capital of the Company i.e. 41,24,28,997 equity shares of Re. 1/- each.

(\*\*) Diluted share/ voting capital means the total number of shares in the TC assuming full conversion of the outstanding convertible securities/ warrants into equity shares of the TC.



**Rajesh Kumar Agarwal**

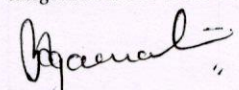
(Promoter)

Place: Kolkata

Date : 20.01.2021

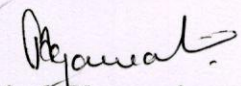
STAR CEMENT LIMITED								
Name of the shareholder	Shares held prior to acquisition/disposal		Shares Acquired		Shares disposed		Shares held post to acquisition/disposal	
	No. of Shares	%	No. of Shares	%	No. of Shares	%	No. of Shares	%
Sajjan Bhajanka	4,68,31,636	11.36	-	-	-	-	4,68,31,636	11.36
Prem Kumar Bhajanka	3,77,18,954	9.15	-	-	-	-	3,77,18,954	9.15
Sanjay Agarwal	1,70,45,480	4.13	-	-	-	-	1,70,45,480	4.13
Rajendra Chamaria	1,98,91,358	4.82	-	-	-	-	1,98,91,358	4.82
Hari Prasad Agarwal	31,94,221	0.77	-	-	(31,94,221)	(0.77)	-	-
Santosh Bhajanka	1,81,13,801	4.39	-	-	-	-	1,81,13,801	4.39
Sonu Kajaria	13,50,820	0.33	-	-	-	-	13,50,820	0.33
Payal Agrawal	13,11,462	0.32	-	-	-	-	13,11,462	0.32
Shraddha Agarwal	10,83,171	0.26	-	-	-	-	10,83,171	0.26
Sriram Merchants Pvt. Ltd.	77,97,089	1.89	-	-	-	-	77,97,089	1.89
Sriram Vanijya Pvt. Ltd.	1,01,29,397	2.46	-	-	-	-	1,01,29,397	2.46
Keshav Bhajanka	1,61,212	0.04	-	-	-	-	1,61,212	0.04
Divya Agarwal	1,90,01,456	4.61	-	-	-	-	1,90,01,456	4.61
Auroville Investments Pvt Ltd	24,19,649	0.59	-	-	-	-	24,19,649	0.59
Sumangal International Pvt. Ltd.	89,90,723	2.18	-	-	-	-	89,90,723	2.18
Sumangal Business Pvt. Ltd.	79,60,051	1.93	-	-	-	-	79,60,051	1.93
Rajesh Kumar Agarwal *	3,85,698	0.09	31,94,221	0.77	-	-	35,79,919	0.87
Sumitra Devi Agarwal	13,23,702	0.32	-	-	-	-	13,23,702	0.32
Bhawna Agarwal	23,23,505	0.56	-	-	-	-	23,23,505	0.56
Hari Prasad Agarwala (HUF)	17,12,017	0.42	-	-	-	-	17,12,017	0.42
Brijdharm Merchants Pvt. Ltd	1,01,55,742	2.46	-	-	-	-	1,01,55,742	2.46
Nancy Choudhry	1,67,631	0.04	-	-	-	-	1,67,631	0.04
Yash Bhajanka	43,86,558	1.06	-	-	-	-	43,86,558	1.06
Sachin Chamaria	99,09,926	2.40	-	-	-	-	99,09,926	2.40
Rahul Chamaria	68,28,482	1.66	-	-	-	-	68,28,482	1.66
Kamakhya Chamaria	12,55,465	0.30	-	-	-	-	12,55,465	0.30
Laxmi Chamaria	41,96,446	1.02	-	-	-	-	41,96,446	1.02
Prahlad Rai Chamaria (HUF)	-	-	-	-	-	-	-	-
Renu Chamaria	37,61,724	0.91	-	-	-	-	37,61,724	0.91
Kamakhya Chamaria (HUF)	32,54,006	0.79	-	-	-	-	32,54,006	0.79
Rajendra Chamaria (HUF)	32,32,559	0.78	-	-	-	-	32,32,559	0.78
Amritansh Chamaria	31,55,399	0.77	-	-	-	-	31,55,399	0.77
Kailash Prasad Chamaria	30,29,430	0.73	-	-	(15,000)	(0.00)	30,14,430	0.73
Kailash Prasad Chamaria (HUF)	28,59,581	0.69	-	-	-	-	28,59,581	0.69
Gayatri Chamaria	25,58,344	0.62	-	-	(2,62,694)	(0.06)	22,95,650	0.56
Vinay Chamaria (Karta of Vinay and Co.)	11,43,057	0.28	-	-	-	-	11,43,057	0.28
Prahlad Rai Chamaria (HUF)	4,00,000	0.10	-	-	-	-	4,00,000	0.10
Prahlad Rai Chamaria	11,51,213	0.28	-	-	-	-	11,51,213	0.28
Ratna Chamaria	10,74,420	0.26	-	-	-	-	10,74,420	0.26
Rishi Raj Shah	-	-	-	-	-	-	-	-
Amit Agarwal	-	-	-	-	-	-	-	-
Pushpa Agarwala	-	-	-	-	-	-	-	-
Jagdish Prasad Shah	-	-	-	-	-	-	-	-
Saroj Kejriwal	73,940	0.02	30,000	0.01	-	-	1,03,940	0.03
Komal Chamaria	15,12,000	0.37	-	-	-	-	15,12,000	0.37
Sneha Chamaria	10,00,000	0.24	-	-	-	-	10,00,000	0.24
Snigdha Chamaria	15,05,000	0.36	-	-	-	-	15,05,000	0.36
Sarika Jalan	8,38,153	0.20	-	-	-	-	8,38,153	0.20
Suchita Agarwal	8,38,153	0.20	-	-	-	-	8,38,153	0.20
<b>TOTAL</b>	<b>27,70,32,631</b>	<b>67.17</b>	<b>32,24,221</b>	<b>0.78</b>	<b>(34,71,915)</b>	<b>(0.84)</b>	<b>27,67,84,937</b>	<b>67.11</b>

\*Due to the death of Lt. Hari Prasad Agarwal, his son Mr. Rajesh Kumar Agarwal, who was earlier categorised under 'Promoter Group', is being categorised as one of the 'Promoters'.

  
**Rajesh Kumar Agarwal**  
 (Promoter)

## STAR CEMENT LIMITED

Name of the shareholder	Date of Acquisition /Disposal	Shares held prior to Acquisition/Disposal		Shares Acquired		Shares Disposed		Shares held post Acquisition/Disposal	
		No. of Shares	%	No. of Shares	%	No. of Shares	%	No. of Shares	%
Kailash Prasad Chamaria	29.09.2020	30,29,430	0.73	-	-	(15,000)	(0.00)	30,14,430	0.73
Gayatri Chamaria	30.09.2020	25,58,344	0.62	-	-	(15,000)	(0.00)	25,43,344	0.62
	31.12.2020	25,43,344	0.62	-	-	(2,37,394)	(0.06)	23,05,950	0.56
	31.12.2020	23,05,950	0.56	-	-	(10,300)	(0.00)	22,95,650	0.56
Saroj Kejriwal	29.09.2020	73,940	0.02	15,000	0.00	-	-	88,940	0.02
	30.09.2020	88,940	0.02	15,000	0.00	-	-	1,03,940	0.03
Hari Prasad Agarwala	18.01.2021	31,94,221	0.77	-	-	(31,94,221)	(0.77)	-	-
Rajesh Kumar Agarwal	18.01.2021	3,85,698	0.09	31,94,221	0.77	-	-	35,79,919	0.87

✓  
  
**Rajesh Kumar Agarwal**  
 (Promoter)