



CIN: L65190MH2004GO1148838

आईडीबीआई बैंक लिमिटेड

पंजीकृत कार्यालय : आईडीबीआई टॉवर,

डब्ल्यूटीसी कॉम्प्लेक्स, कफ परेड,

मुंबई - 400 005.

टेलिफोन : (+91 22) 6655 3355, 2218 9111

फैक्स : (+91 22) 2218 0411

वेबसाइट : www.idbi.com

IDBI Bank Limited

Regd. Office : IDBI Tower,

WTC Complex, Cuffe Parade,

Mumbai - 400 005.

TEL.: (+91 22) 6655 3355, 2218 9111

FAX : (+91 22) 2218 0411

Website : www.idbi.com

संदर्भ सं. 02/TBO/2021-22

April 15, 2021

The Company Secretary, 3I Infotech Ltd. Tower # 5, 3rd to 6th Floors International Infotech Park, Vashi, <u>Navi Mumbai 400 703</u>	The Director, Bombay Stock Exchange Phiroze Jeejeebhoy Towers, Dalal Street, <u>Mumbai – 400 001.</u>	The Director National Stock Exchange Ltd., Exchange Plaza, Plot No. C/1, G Block, Bandra-Kurla complex, Bandra (E), <u>Mumbai – 400 051.</u>
----------------------------------------------------------------------------------------------------------------------------------------------------	-------------------------------------------------------------------------------------------------------------------	----------------------------------------------------------------------------------------------------------------------------------------------------------------

प्रियमहोदय/Dear Sir,

सेबी (शेयरों का पर्याप्त अर्जन एवं अधिग्रह) विनियमन 2011के विनियमन 29 (2) & (3) तथा सेबी (भेदिया कारोबार का निषेध) विनियमन 2015 के विनियमन 7 (3) के तहतप्र कटीकरण

Disclosure under Regulation 29 (2) & (3) of SEBI (Substantial Acquisition of Shares and Takeovers) Regulations, 2011 and Regulation No.7 (3) of SEBI (Prohibition of Insider Trading) Regulations, 2015

In terms of the above Regulations, we hereby disclose the details of shares sold of 3I Infotech Limited as per details given in Annexure:

Particulars of sale	Number	% w.r.t. total paid up capital of Target Company
बिक्री से पूर्व शेयर / Shares before sale	14,53,99,286	8.99%
बेचे गये शेयर / Shares sold from 07/01/2017 to 13/04/2021	3,31,66,556	2.05%
बिक्री के बाद शेयर / Shares after sale	11,22,32,730	6.94%

Signature of Authorized Signatory


(श्री मिलिंद खांडेकर)
उप महा प्रबंधक

ks


ANNEXURE - B

Disclosure under Regulation 29 (2) of SEBI (Substantial Acquisition of Shares and Takeovers) Regulations, 2011


1	Name of the Target Company (TC)	3I Infotech Ltd.		
2	Name(s) of the acquirer and Persons Acting in Concert (PAC) with the acquirer	Seller: IDBI Bank Limited		
3	Whether the acquirer belongs to Promoter/ Promoter Group	Seller: No		
4	Name(s) of the Stock Exchange(s) where the shares of TC are listed	BSE & NSE		
5		Number	% w.r.t. total share/voting capital wherever applicable	% w.r.t. total diluted share/voting capital of the TC (**)
	Before the acquisition/disposal under consideration, holding of:			
	a) Shares carrying voting rights	14 53 99 286	8.99%	8.99%
	b) Shares in the nature of encumbrance (pledge/ lien/non-disposal undertaking/ others)	-	-	-
	c) Voting Rights (VR) otherwise than by equity shares	-	-	-
	d) Warrants/convertible securities/any other instrument that entitles the acquirer to receive shares carrying voting rights in the TC (specify holding in each category) acquired/sold	-	-	-
	Total (a+b+c+d)	14 53 99 286	8.99%	8.99%
	Details of sale			
	a) Shares carrying voting rights sold	3 31 66 556	2.05%	2.05%
	b) VRs acquired/sold otherwise than by equity shares	-	-	-
	c) Warrants/convertible securities/any other instrument that entitles the acquirer to receive shares carryin voting rights in the TC (specify holding in each category) after acquisition	-	-	-
	d) Shares encumbered / invoked/released by the acquirer	-	-	-
	Total (a+b+c+d)	3 31 66 556	2.05%	2.05%
	After the acquisition/Sale holding of:			
	a) Shares carrying voting rights	11 22 32 730	6.94%	6.94%
	b) Shares encumbered with the acquirer	-	-	-
	c) VRs otherwise than by equity shares	-	-	-
	d) Warrants/convertible securities/any other instrument that entitles the acquirer to receive shares carryin voting rights in the TC (specify holding in each category) after acquisition	-	-	-
	Total (a+b+c+d)	11 22 32 730	6.94%	6.94%
6	Mode of sale (e.g. open market/off-market/public issue/rights issue/preferential allotment/inter-se transfer, etc.)	Market Sale		
7	Date of sale of shares/VR/warrants or date of receipt of intimation of allotment of shares, whichever is applicable	07/01/2017 to 13/04/2021		
8	Equity share capital/total voting capital of the TC before the said acquisition/sale	1 61 66 54 866		
9	Equity share capital/total voting capital of the TC after the said acquisition/sale	11 22 32 730		
10	Total diluted share/voting capital of the TC after the said acquisition/sale	11 22 32 730		
Note:	(*) Total share capital/ voting capital to be taken as per the latest filing done by the company to the Stock Exchange under Clause 35 of the listing Agreement.			
	(**) Diluted share/voting capital means the total number of shares in the TC assuming full conversion of the outstanding convertible securities/warrants into equity shares of the TC.			
	Signature of the acquirer / seller / Authorised Signatory			
	Place: Mumbai			
	Date: 15-April-2021			



IDBI Bank Ltd						
FINANCE AND ACCOUNTS DEPTT (Investment Cell)						
BROKER WISE SALE DETAILS						
DETAILS OF SALES DURING THE PERIOD FROM 07-Jan-2017 TO 15-Apr-2021						
REPORT DATE :15-Apr-2021						
Name of Company: 3I INFOTECH LTD.						
Date	Name of Broker	Exchange	SEBI Registration No.	Shares Sold	Amount	
08-Apr-2021	ALMONDZ GLOBAL SECURITIES LTD.	NSE	11NZ000213936	5 00 000.00	39 16 450.00	
ALMONDZ GLOBAL SECURITIES LTD. TOTAL				5 00 000.00	39 16 450.00	
12-Apr-2021	ANAND RATHI SHARE AND STOCK BROKERS L	BSE	11NZ000170832	5 00 000.00	38 05 000.00	
ANAND RATHI SHARE AND STOCK BROKERS LIMITED TOTAL				5 00 000.00	38 05 000.00	
29-Mar-2019	ASHIKA STOCK BROKING LTD.	NSE	11NZ000169130	50 000.00	1 92 085.00	
07-Apr-2021	ASHIKA STOCK BROKING LTD.	NSE	11NZ000169130	5 00 000.00	41 02 450.00	
ASHIKA STOCK BROKING LTD. TOTAL				5 50 000.00	42 94 535.00	
06-Apr-2021	BOB Capital Markets Ltd.	NSE	11NZ000159332	5 00 000.00	40 58 900.00	
BOB Capital Markets Ltd. TOTAL				5 00 000.00	40 58 900.00	
07-Apr-2021	CANARA BANK SECURITIES PVT LTD	NSE	11NZ000279135	5 00 000.00	40 08 900.00	
CANARA BANK SECURITIES PVT LTD TOTAL				5 00 000.00	40 08 900.00	
15-Apr-2019	DALAL & BROACHA STOCK BROKING PVT. LTD	NSE	11NZ000210337	50 000.00	1 87 100.00	
DALAL & BROACHA STOCK BROKING PVT. LTD. TOTAL				50 000.00	1 87 100.00	
23-Apr-2018	DARASHAW & COMPANY PVT. LTD.	BSE	11NZ000231438	53 397.00	3 14 508.33	
23-Apr-2018	DARASHAW & COMPANY PVT. LTD.	NSE	11NZ000231438	4 59 134.00	27 12 242.27	
16-Apr-2019	DARASHAW & COMPANY PVT. LTD.	NSE	11NZ000231438	50 000.00	1 89 600.00	
06-Apr-2021	DARASHAW & COMPANY PVT. LTD.	NSE	11NZ000231438	5 00 000.00	41 75 650.00	
DARASHAW & COMPANY PVT. LTD. TOTAL				10 62 531.00	73 92 000.60	
05-Apr-2019	DHANKI SECURITIES PVT. LTD.	NSE	11NZ000237338	50 000.00	1 97 070.00	
DHANKI SECURITIES PVT. LTD. TOTAL				50 000.00	1 97 070.00	
25-Jan-2018	GLOBE CAPITAL MARKET LTD.	BSE	11NZ000177137	50 000.00	3 39 500.00	
25-Jan-2018	GLOBE CAPITAL MARKET LTD.	NSE	11NZ000177137	1 50 000.00	10 17 840.00	
28-Feb-2018	GLOBE CAPITAL MARKET LTD.	NSE	11NZ000177137	52 699.00	3 10 265.37	
08-Apr-2021	GLOBE CAPITAL MARKET LTD.	NSE	11NZ000177137	2 00 000.00	15 64 180.00	
GLOBE CAPITAL MARKET LTD. TOTAL				4 52 699.00	32 31 785.37	
23-Jan-2018	IDBI CAPITAL MARKETS & SECURITIES LTD.(EX	BSE	11NZ000007237	2 00 000.00	14 72 782.32	
23-Jan-2018	IDBI CAPITAL MARKETS & SECURITIES LTD.(EX	NSE	11NZ000007237	6 35 760.00	48 52 961.44	
24-Jan-2018	IDBI CAPITAL MARKETS & SECURITIES LTD.(EX	BSE	11NZ000007237	5 50 000.00	38 69 047.05	
24-Jan-2018	IDBI CAPITAL MARKETS & SECURITIES LTD.(EX	NSE	11NZ000007237	14 50 000.00	1 02 67 492.97	
25-Jan-2018	IDBI CAPITAL MARKETS & SECURITIES LTD.(EX	BSE	11NZ000007237	1 55 855.00	10 85 496.35	
25-Jan-2018	IDBI CAPITAL MARKETS & SECURITIES LTD.(EX	NSE	11NZ000007237	13 08 538.00	90 11 187.71	
29-Jan-2018	IDBI CAPITAL MARKETS & SECURITIES LTD.(EX	BSE	11NZ000007237	2 24 175.00	15 16 593.11	
29-Jan-2018	IDBI CAPITAL MARKETS & SECURITIES LTD.(EX	NSE	11NZ000007237	7 15 529.00	48 55 704.17	
30-Jan-2018	IDBI CAPITAL MARKETS & SECURITIES LTD.(EX	NSE	11NZ000007237	23 92 787.00	1 53 04 328.35	
31-Jan-2018	IDBI CAPITAL MARKETS & SECURITIES LTD.(EX	NSE	11NZ000007237	15 29 446.00	93 84 061.51	
01-Feb-2018	IDBI CAPITAL MARKETS & SECURITIES LTD.(EX	NSE	11NZ000007237	10 30 000.00	62 45 253.61	
05-Feb-2018	IDBI CAPITAL MARKETS & SECURITIES LTD.(EX	NSE	11NZ000007237	2 00 000.00	11 77 427.60	
05-Feb-2018	IDBI CAPITAL MARKETS & SECURITIES LTD.(EX	BSE	11NZ000007237	7 50 000.00	44 60 255.40	
06-Feb-2018	IDBI CAPITAL MARKETS & SECURITIES LTD.(EX	BSE	11NZ000007237	1 50 000.00	9 13 005.30	
06-Feb-2018	IDBI CAPITAL MARKETS & SECURITIES LTD.(EX	NSE	11NZ000007237	4 50 000.00	27 53 968.24	
07-Feb-2018	IDBI CAPITAL MARKETS & SECURITIES LTD.(EX	BSE	11NZ000007237	2 50 171.00	15 70 145.20	
07-Feb-2018	IDBI CAPITAL MARKETS & SECURITIES LTD.(EX	NSE	11NZ000007237	7 35 194.00	46 52 069.09	
08-Feb-2018	IDBI CAPITAL MARKETS & SECURITIES LTD.(EX	NSE	11NZ000007237	6 94 915.00	44 77 145.67	
09-Feb-2018	IDBI CAPITAL MARKETS & SECURITIES LTD.(EX	NSE	11NZ000007237	2 00 000.00	12 19 715.22	
12-Feb-2018	IDBI CAPITAL MARKETS & SECURITIES LTD.(EX	NSE	11NZ000007237	10 00 000.00	59 38 126.61	



IDBI Bank Ltd						
FINANCE AND ACCOUNTS DEPTT (Investment Cell)						
BROKER WISE SALE DETAILS						
DETAILS OF SALES DURING THE PERIOD FROM 07-Jan-2017 TO 15-Apr-2021						
REPORT DATE :15-Apr-2021						
Name of Company: 3I INFOTECH LTD.						
Date	Name of Broker	Exchange	SEBI Registration No.	Shares Sold	Amount	
14-Feb-2018	IDBI CAPITAL MARKETS & SECURITIES LTD.(EX	BSE	11NZ000007237	5 00 000.00	30 88 252.90	
14-Feb-2018	IDBI CAPITAL MARKETS & SECURITIES LTD.(EX	NSE	11NZ000007237	13 00 000.00	78 82 748.07	
15-Feb-2018	IDBI CAPITAL MARKETS & SECURITIES LTD.(EX	BSE	11NZ000007237	3 00 000.00	18 05 056.38	
15-Feb-2018	IDBI CAPITAL MARKETS & SECURITIES LTD.(EX	NSE	11NZ000007237	12 77 956.00	76 43 114.28	
16-Feb-2018	IDBI CAPITAL MARKETS & SECURITIES LTD.(EX	BSE	11NZ000007237	1 721.00	10 183.29	
16-Feb-2018	IDBI CAPITAL MARKETS & SECURITIES LTD.(EX	NSE	11NZ000007237	5 116.00	30 118.60	
26-Feb-2018	IDBI CAPITAL MARKETS & SECURITIES LTD.(EX	NSE	11NZ000007237	5 87 380.00	34 76 918.13	
05-Jun-2018	IDBI CAPITAL MARKETS & SECURITIES LTD.(EX	NSE	11NZ000007237	5 000.00	22 700.41	
06-Jun-2018	IDBI CAPITAL MARKETS & SECURITIES LTD.(EX	NSE	11NZ000007237	10 000.00	44 901.90	
07-Jun-2018	IDBI CAPITAL MARKETS & SECURITIES LTD.(EX	BSE	11NZ000007237	76 235.00	3 65 130.28	
07-Jun-2018	IDBI CAPITAL MARKETS & SECURITIES LTD.(EX	NSE	11NZ000007237	3 00 000.00	14 31 861.73	
08-Jun-2018	IDBI CAPITAL MARKETS & SECURITIES LTD.(EX	NSE	11NZ000007237	1 02 500.00	4 96 409.47	
11-Jun-2018	IDBI CAPITAL MARKETS & SECURITIES LTD.(EX	NSE	11NZ000007237	50 000.00	2 36 982.25	
12-Jun-2018	IDBI CAPITAL MARKETS & SECURITIES LTD.(EX	NSE	11NZ000007237	1 00 000.00	4 73 964.50	
13-Jun-2018	IDBI CAPITAL MARKETS & SECURITIES LTD.(EX	NSE	11NZ000007237	1 00 000.00	4 58 997.20	
15-Jun-2018	IDBI CAPITAL MARKETS & SECURITIES LTD.(EX	NSE	11NZ000007237	1 00 000.00	4 58 997.20	
02-Apr-2019	IDBI CAPITAL MARKETS & SECURITIES LTD.(EX	NSE	11NZ000007237	50 000.00	1 89 585.80	
04-Apr-2019	IDBI CAPITAL MARKETS & SECURITIES LTD.(EX	NSE	11NZ000007237	50 000.00	1 84 596.70	
05-Apr-2019	IDBI CAPITAL MARKETS & SECURITIES LTD.(EX	NSE	11NZ000007237	50 000.00	1 84 596.70	
06-Apr-2021	IDBI CAPITAL MARKETS & SECURITIES LTD.(EX	NSE	11NZ000007237	2 00 000.00	16 71 208.81	
08-Apr-2021	IDBI CAPITAL MARKETS & SECURITIES LTD.(EX	NSE	11NZ000007237	2 00 000.00	15 61 269.00	
09-Apr-2021	IDBI CAPITAL MARKETS & SECURITIES LTD.(EX	NSE	11NZ000007237	5 00 000.00	39 41 389.00	
12-Apr-2021	IDBI CAPITAL MARKETS & SECURITIES LTD.(EX	NSE	11NZ000007237	5 00 000.00	38 42 704.61	
13-Apr-2021	IDBI CAPITAL MARKETS & SECURITIES LTD.(EX	NSE	11NZ000007237	3 00 000.00	22 49 914.48	
	IDBI CAPITAL MARKETS & SECURITIES LTD.(EX-IDBI CAP MKT SE			2 12 88 278.00	13 67 78 368.61	
11-Apr-2019	IndiaNivesh Shares and Securities Private Lim	NSE	11NZ000010132	50 000.00	1 87 091.25	
	IndiaNivesh Shares and Securities Private Limited TOTAL			50 000.00	1 87 091.25	
13-Apr-2021	K R Choksey Shares & Securities Pvt Ltd	NSE	11NZ000181135	4 00 000.00	29 34 360.00	
	K R Choksey Shares & Securities Pvt Ltd TOTAL			4 00 000.00	29 34 360.00	
01-Apr-2019	KARVY STOCK BROKING LTD.	NSE	11NZ000172733	50 000.00	1 92 085.00	
	KARVY STOCK BROKING LTD. TOTAL			50 000.00	1 92 085.00	
10-Apr-2019	KIFS TRADE CAPITAL PVT LTD. (EX- KIFS SECUR	NSE	11NZ000004234	50 000.00	1 89 595.00	
	KIFS TRADE CAPITAL PVT LTD. (EX- KIFS SECURITES LIMITED) TO			50 000.00	1 89 595.00	
15-Feb-2018	MARWADI SHARES & FINANCE LTD.	NSE	11NZ000174730	4 19 979.00	24 72 500.37	
07-Apr-2021	MARWADI SHARES & FINANCE LTD.	NSE	11NZ000174730	4 54 791.00	36 30 414.64	
	MARWADI SHARES & FINANCE LTD. TOTAL			8 74 770.00	61 02 915.01	
06-Apr-2021	MURALILAL SARAF	NSE	11NZ000258113	3 00 000.00	24 34 080.00	
	MURALILAL SARAF TOTAL			3 00 000.00	24 34 080.00	
01-Mar-2018	PHILLIPCAPITAL (INDIA)PVT.LTD (EX-MF GLOBE	NSE	11NZ000169632	43 117.00	2 56 002.88	
	PHILLIPCAPITAL (INDIA)PVT.LTD (EX-MF GLOBAL SIFY SEC IND)P			43 117.00	2 56 002.88	
20-Apr-2018	PNR SECURITIES	BSE	11NZ000278532	2 00 000.00	11 38 000.00	
20-Apr-2018	PNR SECURITIES	NSE	11NZ000278532	8 00 000.00	45 50 080.00	
	PNR SECURITIES TOTAL			10 00 000.00	56 88 080.00	
07-Apr-2021	SHAREKHAN LTD	NSE	11NZ000171337	5 00 000.00	40 79 050.00	
08-Apr-2021	SHAREKHAN LTD	NSE	11NZ000171337	5 00 000.00	39 47 500.00	



IDBI Bank Ltd						
FINANCE AND ACCOUNTS DEPTT (Investment Cell)						
BROKER WISE SALE DETAILS						
DETAILS OF SALES DURING THE PERIOD FROM 07-Jan-2017 TO 15-Apr-2021						
						REPORT DATE :15-Apr-2021
						Name of Company: 3I INFOTECH LTD.
Date	Name of Broker	Exchange	SEBI Registration No.	Shares Sold	Amount	
09-Apr-2021	SHAREKHAN LTD	NSE	1INZ000171337	5 00 000.00	39 10 300.00	
SHAREKHAN LTD TOTAL				15 00 000.00	1 19 36 850.00	
13-Apr-2021	SMC GLOBAL SECURITIES LTD.	NSE	1INZ000199438	10 00 000.00	74 21 400.00	
SMC GLOBAL SECURITIES LTD. TOTAL				10 00 000.00	74 21 400.00	
13-Apr-2021	SPA SECURITIES LIMITED	NSE	1INZ000241036	10 00 000.00	74 20 800.00	
SPA SECURITIES LIMITED TOTAL				10 00 000.00	74 20 800.00	
09-Apr-2021	TRUSTLINE SECURITIES LTD	NSE	1INZ000211534	5 00 000.00	39 35 200.00	
13-Apr-2021	TRUSTLINE SECURITIES LTD	NSE	1INZ000211534	3 00 000.00	22 29 240.00	
TRUSTLINE SECURITIES LTD TOTAL				8 00 000.00	61 64 440.00	
06-Apr-2021	VENTURA SECURITIES LTD.	NSE	1INZ000194736	5 00 000.00	41 45 950.00	
VENTURA SECURITIES LTD. TOTAL				5 00 000.00	41 45 950.00	
21-Nov-2018	WALLFORT FINANCIAL SERVICES	NSE	1INZ000234739	45 161.00	2 07 288.99	
WALLFORT FINANCIAL SERVICES TOTAL				45 161.00	2 07 288.99	
28-Mar-2019	WAY2WEALTH BROKERS PVT LTD	NSE	1INB231150237	50 000.00	1 89 590.00	
12-Apr-2019	WAY2WEALTH BROKERS PVT LTD	NSE	1INB231150237	50 000.00	1 87 095.00	
WAY2WEALTH BROKERS PVT LTD TOTAL				1 00 000.00	3 76 685.00	
GRAND TOTAL				3 31 66 556.00	22 35 27 732.71	

