

Century Plyboards (I) Limited

6, Lyons Range, Kolkata-700 001 (India)
Phones : +91(33) 3940-3950
Fax : +91(33) 2248 3539
E-mail : kolkata@centuryply.com
Website : www.centuryply.com
CIN : L20101WB1982PLC034435



February 11, 2016

BSE Ltd. Phiroze Jeejeebhoy Towers Dalal Street Mumbai- 400 001 Scrip Code: 532548	National Stock Exchange of India Ltd. Exchange Plaza, Bandra Kurla Complex, Bandra (E) Mumbai- 400 051 Scrip Name- Centuryply
---	--

Dear Sirs

Re: Investor Presentation

In terms of SEBI (Listing Obligations and Disclosure Requirements) Regulations, we enclose herewith a copy of the presentation being shared by the Company with the Institutional Investors and analysts.


This is for your information and record.

Thanking you,
Yours faithfully,

For Century Plyboards (India) Ltd.

Sundeep Jhunjunwala
Company Secretary

Encl: As above



CENTURY PLYBOARDS (INDIA) LIMITED



INVESTOR PRESENTATION, February - 2016

Safe Harbor

This presentation and the accompanying slides (the “Presentation”), which have been prepared by Century Plyboards (I) Ltd. (the “Company”), have been prepared solely for information purposes and do not constitute any offer, recommendation or invitation to purchase or subscribe for any securities, and shall not form the basis or be relied on in connection with any contract or binding commitment whatsoever. No offering of securities of the Company will be made except by means of a statutory offering document containing detailed information about the Company.

This Presentation has been prepared by the Company based on information and data which the Company considers reliable, but the Company makes no representation or warranty, express or implied, whatsoever, and no reliance shall be placed on, the truth, accuracy, completeness, fairness and reasonableness of the contents of this Presentation. This Presentation may not be all inclusive and may not contain all of the information that you may consider material. Any liability in respect of the contents of, or any omission from, this Presentation is expressly excluded.

Certain matters discussed in this Presentation may contain statements regarding the Company’s market opportunity and business prospects that are individually and collectively forward-looking statements. Such forward-looking statements are not guarantees of future performance and are subject to known and unknown risks, uncertainties and assumptions that are difficult to predict. These risks and uncertainties include, but are not limited to, the performance of the Indian economy and of the economies of various international markets, the performance of the industry in India and world-wide, competition, the company’s ability to successfully implement its strategy, the Company’s future levels of growth and expansion, technological implementation, changes and advancements, changes in revenue, income or cash flows, the Company’s market preferences and its exposure to market risks, as well as other risks. The Company’s actual results, levels of activity, performance or achievements could differ materially and adversely from results expressed in or implied by this Presentation. The Company assumes no obligation to update any forward-looking information contained in this Presentation. Any forward-looking statements and projections made by third parties included in this Presentation are not adopted by the Company and the Company is not responsible for such third party statements and projections.

Contents

BUSINESS OVERVIEW

4

PLYWOOD

17

LAMINATES

21

CONTAINER FREIGHT STATIONS

22

FINANCIALS

29

Business Overview

PLYWOOD

- ❖ India's leading Plywood company
- ❖ Pan- India: 6 Manufacturing facilities
- ❖ Strategically located across India, near Kolkata in East, near Kandla in West, near Chennai in South, near Delhi in North, near Guwahati in North East and near Roorakee in Central.
- ❖ One Unit in Myanmar
- ❖ Controls almost 25% of organised market
- ❖ Capacities : Timber Peeling 210000 CBM and Plywood : 210000 CBM . Highest in India.
- ❖ Fully Integrated operations
- ❖ Wide range of products for different customer segments

LAMINATES

- ❖ Among top three laminate producers
- ❖ Fully integrated plant near Kolkata
- ❖ Capacity – 4.8 Million Sheets
- ❖ Focus on niche segment and value added products

CONTAINER FREIGHT STATIONS (CFS)

- ❖ Eastern India's largest and first privately owned CFS, located near Kolkata Port
 - ★ Area of ~ 100,000 sqm
 - ★ Capacity to handle 160,000 TEUs

OTHERS

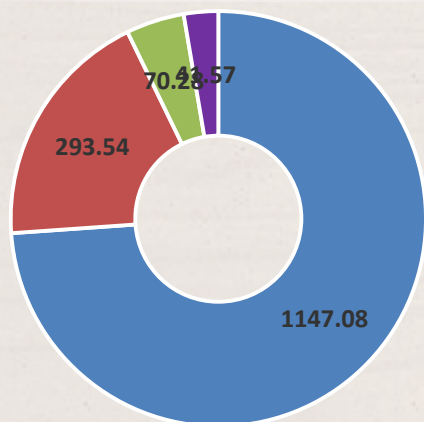
- ❖ Mainly Furniture Trading and Modular Kitchen

INDIA'S LEADING PLYWOOD COMPANY

Segment Contribution in 9M FY2016

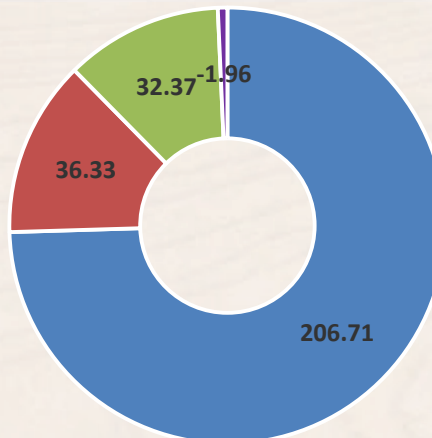
Rs. Crores

Revenue mix FY 2015



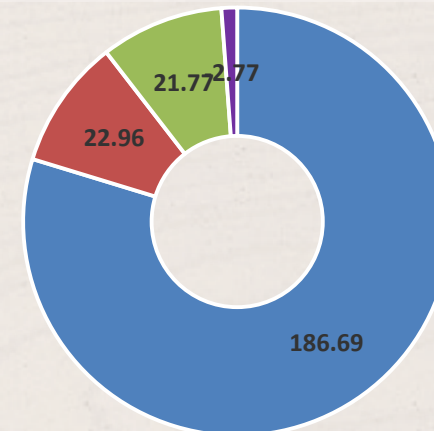
■ Plywood ■ Laminate
■ Logistic ■ Others

EBIDTA mix FY 2015



■ Plywood ■ Laminate
■ Logistic ■ Others

EBIT mix FY 2015



■ Plywood ■ Laminate
■ Logistic ■ Others

Revenue mix 9M FY16

Plywood	852.82	Laminates	243.04
Logistics	59.96	Others	39.80

EBIDTA mix 9M FY16

Plywood	151.37	Laminates	39.17
Logistics	27.35	Others	(0.21)

EBIT mix 9M FY16

Plywood	135.29	Laminates	31.13
Logistics	19.46	Others	(0.63)

Major Revenue comes from Plywood

Promoters

Sajjan Bhajanka, Executive Chairman

- ★ Graduate with 45 years of industry experience
- ★ Responsible for the overall strategic direction and Production, Finance, Treasury directly
- ★ Considered as Icon of Indian Plywood industry
- ★ President of Federation of Indian Plywood and Panel Industry & All India Veneer manufactures association
- ★ Governing body member of Indian Plywood Industries Research and Training Institute
- ★ Holds 27.49% of total shareholding

Vishnu Khemani, Managing Director

- ★ Graduate with 30 years of industry experience
- ★ Responsible for Timber Procurement and Heads South India operations of Plywood
- ★ Holds 8.37 % of total shareholding

Sanjay Agarwal ,CEO and Managing Director

- ★ Graduate with 30 years of industry experience
- ★ Responsible for Sales, Marketing, IT and HR
- ★ Successfully created 'Century Ply' Brand
- ★ Holds 27.17% of total shareholding

Prem Kumar Bhajanka, Managing Director

- ★ Graduate with 30 years of industry experience
- ★ Responsible for Timber procurement and operations of four units incl. Myanmar
- ★ Holds 3.77% of total shareholding

Hari Prasad Agarwal, Vice Chairman

- ★ Graduate with 48 years of administrative experience
- ★ Responsible for General Administration
- ★ Holds 6.54 % of total shareholding

Professionally owned with 73.34% promoters' shareholding

Key Management Team

Ajay Baldawa, Executive Director (Technical)

- ★ M.Tech from IIT with 30 years of plywood industry experience.
- ★ Responsible for all technical matters
- ★ Member BIS Technical Committee for Plywood

Ashutosh Jaiswal, President (CFS Operations)

- ★ B.Sc with varied experience over 30 years
- ★ Heads CFS Division and international trade
- ★ President of Eastern Chapter of CFS Association

Sugata Halder, GM (Human Resources)

- ★ PGDM in Human Resource Management with 22 years experience in HR matters, including 7 years as Regional HR head of Bharti Airtel
- ★ Responsible for HR matters

Arun Julasaria , CFO

- ★ FCA, FCS with varied experience over 25 years
- ★ Responsible for Finance, Accounts, Audit Treasury, Corporate Structuring, New Projects.
- ★ Instrumental in implementation of SAP

Amit Gope , GM - Branding

- ★ MBA (Marketing) from XIMB, with 21 years experience in Branding matters including 7 years with Vodafone, Airtel and Uninor
- ★ Responsible for Branding related activities

Anoop Hoon, (Marketing)

- ★ XLRI graduate with varied experience over 35 years including 13 years as marketing head of Asian Paints
- ★ Responsible for Sales and Marketing

Professionally Managed by well qualified and seasoned professionals

Centuryply - Brand

The first TVC was aired in 1993 with Late Cricketer Tiger Pataudi & Sharmila Tagore as the Brand Ambassadors.

In the last two market researches the Brand character as it emerges is
“It’s a trusted & old brand”
&
“CenturyPly is known for its quality”

In 2005 the “Sab Sahe Mast Rahe” TVC campaign was aired which highlighted the product attributes of strength and durability.

In 2014 a need was felt to connect directly with the end user and take CenturyPly from being a “Product brand” to a “Consumer brand”

Centuryply – The Final Brand Conviction

What vision do I come from?

Being the best by continuously making life better

What culture fuel fuels my belief?

Omnipresent appetite for optimism despite stagnation and gloom

Who are my advocates?

Life Designers: Believe designing a home is to design the life experiences it will house

What do I do?

Make memorable surfaces and spaces that make the mundane memorable*

What makes me remarkable?

I create platforms of everyday joy

What am I like?

Joyful, resilient, loyal, undemanding

What is my fight?

CREATE &
WITNESS
EXTRAORDINARY
MOMENTS OF
ORDINARY,
EVERYDAY LIFE

We are in the business of creating surfaces that witness everyday moments of joy and happiness.

-**BRAND**CONVICTION

Centuryply - Brand

खुशियों
का रंगमंच



In addition to being a literal translation of – PLATFORMS OF JOY, we believe that the expression is very unique, sticky, rich and holds a lot more potential.

The Brand Hierarchy was thus created...



Centuryply - Brand

❁ Strong Brand value

- ★ 28 Year Old – India's leading plywood brand
- ★ Top 100 most valuable brands of India as per 4P Survey 2010
- ★ One of Nation's top 200 Power Brands – 'Legacy', 'Recall' & 'Trust'
- ★ CenturyPly has been adorned as 'Master Brand' by the CMO council

❁ Celebrity Endorsements

- ★ Late Cricketer Nawab Pataudi and Sharmila Tagore (Brand Ambassador)
- ★ Bollywood Badshah Shahrukh Khan (through publicity sponsoring of movies Billu Barber and My name is Khan)
- ★ Bollywood Shahenshah Amitabh Bachchan (through publicity sponsoring of movie Aarakshan)
- ★ Nana Patekar (Brand Ambassador)

❁ Regular Brand Investment

- ★ Annual spend of about 4% of Plywood Revenue
- ★ Aggregate brand investment of Rs. 224 crore in last decade

❁ Consumer Perception

- ★ Commands premium over peers
- ★ The best Quality Plywood in India
- ★ Top –of- the mind awareness of 98% (Source- Synovate)



India's most preferred and highest selling Plywood Brand

More about Centuryply

28 Year Old Company promoted by first generation promoters

**Maiden IPO in 1997, Till date total fund raised 3.37 Crores raised from Public
Uninterrupted Dividend and return to Investors**

TECHNOLOGY SAVVY- Runs on SAP ERP

ASSET LIGHT MODEL- Capex Turnover Ratio 1:5

INNOVATIVE - First to introduce Borer Proof GLP technology in India

ALL INDIA PRESENCE WITH ROBUST DISTRIBUTION NETWORK

OVERSEAS FOOTPRINT

The INDIA Distribution story

Total Population – 1.25 billion

Indian Towns based on Population density

> 50,000	1097 Towns
50,000 – 100,000	601 Towns
100,001 – 500,000	407 Towns
500,001 – 1,000,000	43 Towns
> 1,000,000	46 Towns

Estimated no. of Dealers across India – 54,000

No. of Branches / Sales Depot – 35

A strong dealer network of over 14500 channel partners

ALL INDIA PRESENCE WITH ROBUST DISTRIBUTION NETWORK

Distribution Strategy

Panel LOB

A Distributor / Wholeseller /
Retailer model

Objectives :

- a. Distributor driven business to contribute 20% of overall volume
- b. Increase range selling
- c. Increase penetration in C & D category towns

Decoratives LOB

A Distributor / Retailer model

Objectives :

- a. To bill 10000 retailers by 2015-16 against 8500 for 2014-15
- b. To increase Distributor count to 150 by 2015-16 against 127 for 2014-15
- c. To increase penetration in C & D category towns

Pan India Presence (Robust network)



Illustrative map

Manufacturing Units	
Ply*	6
Ply Myanmar#	1
Laminates	1
CFS	2

*Includes one subsidiary (51%) unit
Ply Myanmar is 100% subsidiary

Branch Offices / Depot	
35	
Regional Dist. Centre	
6	
Distribution Network*	
Total*	> 14,500
Direct	> 1,500

*Includes dealers, sub-dealers, retail outlets etc.


Indian Plywood Industry (Overview 1)

🗑️ **Indian Plywood & Panel Industry is ~ Rs. 15,000 Crores.**

- ★ Share of organized sector is 30%
- ★ 50% of organized market controlled by two national players Century and Green. At national level virtual oligopoly.
- ★ Balance 50% are region based confined to one or two states
- ★ Overall Industry expected to grow at 10%
- ★ Organized sector to grow at a faster pace of 25% - 30%

🗑️ **Growth Drivers**

- ★ Growing Real Estate and Construction sector
- ★ New Government's emphasis on infrastructure and housing
- ★ Rising per Capita Income and growing employment opportunities
- ★ Urbanization and Government proposal of new satellite cities
- ★ Affordable Housing Loans. Recent policy measures
- ★ Reduced Home renovation cycle from 15 years (decade back) to 5 years



Housing and Infrastructure are key growth drivers

Indian Plywood Industry (Overview 2)

Faster Organized Sector growth

- ★ Organized sector share has grown from 10% (decade back) to 30%
- ★ Organized sector suffered due to high Excise Duty of 16% which was reduced to 8% in 2006 and now pegged at 12%
- ★ With migration from Sales Tax to VAT system, the credit for state taxes is available in subsequent transactions
- ★ Organized Sector has volume and supply chain advantage
- ★ Brand and Quality awareness has charged organized sector growth
- ★ Organized sector offer Product innovation, Wider Choice and Warranty
- ★ Proportion of Plywood in total interior cost is now considerably reduced due to use of costly and fancy interior materials, hence cost issue is diluted
- ★ GST will be a game changer

GST Game Changer

- ★ GST will address complexities and inefficiencies of current indirect tax framework through robust technology platform. Post GST clandestine business will be almost impossible
- ★ GST will put both organized and unorganized sector at level playing field.
- ★ GST will address double taxation, cascading effects and regional disparities in tax rates
- ★ Post GST Inter state transactions will be tax neutral.
- ★ GST will be a win-win situation for all stake holders i.e Government, Honest Businessmen and Consumers as it will lower tax incidence, ease business and increase tax buoyancy coupled with tax collection. As per a study carried out GST will have significant positive impact on GDP growth

Organized Sector will grow faster and GST will be game changer

Indian Plywood Industry(Challenges and Opportunities)

🔄 Industry Challenges

- ★ Raw Material Linkages
- ★ Foreign Exchange Volatility
- ★ Labour intensive
- ★ Unorganized sector dominance
- ★ Environmental Regulations



🔄 Industry Opportunities

- ★ Potential Housing and Infrastructure boom
- ★ GST
- ★ Stable Government, Development, Employment opportunities, GDP Growth
- ★ Logistic and Supply chain advantages
- ★ Volume advantages
- ★ Brand and Quality awareness
- ★ Supportive Government policies



Organized plywood industry is equally poised to Challenges and opportunities

Indian Plywood Industry (Our Positioning)

Century Ply position

- ★ Pan India presence with strategic locations of six manufacturing facilities across all parts of India (North, South, East, West, North East, and Central)
- ★ Robust pan India distribution network of 35 branches with adequate warehousing facilities. About 1500 Dealers/Distributors .
- ★ Maximum logistic advantage, proximity to raw-material and at doorstep of customers.
- ★ Highest Volume and adequate capacities for future growth
- ★ Adequate Raw-material linkages. First mover in Myanmar
- ★ Most preferred Brand and consumer faith
- ★ Retail driven business model.
- ★ Professionally owned and professionally managed
- ★ Cordial labour relations. Incentive based wages system. Highest productivity
- ★ Ready for exponential growth

Organized Sector will grow faster and GST will be game changer

Laminates

Industry Scenario

- ★ Laminates are used to provide an aesthetic look to plywood
- ★ Business synergy - Plywood and Laminates have same customer base
- ★ Growth drivers for Laminate are same as Plywood
- ★ Laminates market is organized and semi organized
- ★ Raw Material for Laminates are paper and chemicals
- ★ Raw Materials are both imported and indigenous. Available and no challenge.

Our Position

- ★ Century is third largest producer of Laminates in India.
- ★ Green Lam, Merino and Royal touch are peers
- ★ We have augmented our capacity from 2.4 to 4.8 Million sheets
- ★ Enhanced capacity will enable increase of market share
- ★ Also have facility of MDF and Particle Board Pre-lamination
- ★ Almost 22% of Laminate revenue is from Export
- ★ Addressing to niche segment
- ★ In India first time launched Exteria grade laminate, used for Building façade
- ★ Almost 700 SKUs in existing folder and adding almost 100 every year
- ★ Distribution and supply chain challenge but addressed through Regional Distribution Centers



3rd Largest Producer with focus on niche segment

Container Freight Stations (CFS)

Kolkata Port

- ❑ Heavily congested due to consistent traffic growth
- ❑ Container Traffic at Kolkata expected to grow at a CAGR of 25%

CENTURY CFS

- ❑ First Privately owned CFS of Eastern India (at Kolkata Port)
- ❑ Two CFS covering 1 Lac Square meter area
- ❑ Complete new facilities with state-of-the-art technology
- ❑ RFID/GPS/GPRS based container tracking system
- ❑ Capacity 156000 TEUs (15 days dwelling time basis)
- ❑ Entitled to 10 years Tax benefit U/s 80IA of the Income Tax Act
- ❑ Operational since 2008-09
- ❑ High EBIDTA business with very low risk
- ❑ Profit multiply with volume increase
- ❑ Managed by Professionals



Eastern India's first privately owned CFS with latest technology

Others (Mainly Home Improvement)


FURNITURE AND MODULAR KITCHEN

- ❖ Exploring new but related business ideas
- ❖ Entered Furniture trading business in 2012 with two pilot retail showrooms at Kolkata and Bangalore
- ❖ Based on 2 years experience and research decided to launch modular kitchen made of waterproof plywood with all-proof guarantee and custom made designs.
- ❖ Manufacturing outsourced using our plywood and laminates
- ❖ The modular kitchen market in India is at very nascent stage with Rs. 12 Billion (in 2012) and has potential to grow to Rs. 60 Billion by 2016.
- ❖ All the modular kitchens available in India have durability issue as they are made of MDF like material. We are using water proof plywood. Market has responded positively.
- ❖ Will expand this business through franchisee model only

Exploring New related business ideas, with forward integration outlook

Great Indian Opportunity

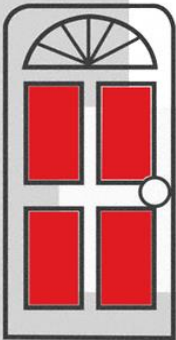
- ❖ Stable Government
- ❖ Strong Leadership
- ❖ Fresh Optimism
- ❖ Stronger and Stable Rupee
- ❖ Housing Sector push
- ❖ Affordable housing loan
- ❖ High apartment inventory to be progressively liquidated
- ❖ GST implementation optimism
- ❖ Focus on Infrastructure and Development
- ❖ Increased hospitality, healthcare and government spending





Game Changer at Century

- ❖ Adequate Raw Material Security.
- ❖ First mover advantage at Myanmar (Unaffected by timber ban)
- ❖ Stable and strengthening rupee to result in lower raw material cost and forex advantages
- ❖ Beneficiary of Government's housing and infrastructure thirst
- ❖ Targeting 25% YOY revenue growth
- ❖ Recent capacity expansions can take care of 25% YOY growth for next two years. High operational leverage
- ❖ Improved revenue and profitability
- ❖ Aggressive marketing with focus on new segments
- ❖ Overall robust FY15 (to continue FY16)



Future Horizons and Vision 2020

Financial Targets

- ★ Minimum YOY growth of 25% (Rs. 5000 Crore by 2020)
- ★ Improving profitability, EBIDTA, ROE, ROCE (Rs. 500 Crore NP by 2020)

Multi-ply

Raw material linkages

- ★ Raw material availability & cost - Crucial for long term sustainability of business
- ★ Evaluating linkage opportunities globally

Focus on New market segment

- ★ Now focusing on untapped market segments in smaller cities
- ★ More and more focus on outsourcing to meet demand of economic range
- ★ Already launched economy brands (Maxima, Sainik)



Entry in MDF business

- ★ Decision taken to set up MDF manufacturing facility in Punjab
- ★ Overall capex estimated at Rs. 444 crores.
- ★ To become fully operational by the end of next Financial Year



Exploring Modular Furniture and Kitchen

- ★ Already entered on contract manufacturing and Franchise marketing
- ★ Evaluating market and viability of forward integration



Aggressive Growth Targets with Raw material security and outsource model

Upcoming New Units

LAOS & INDONESIA

- ❖ Incorporated a step-down subsidiary company in the name of Century Ply Laos Co. Ltd. In Laos
- ❖ Incorporated PT Century Ply Indonesia in Indonesia for setting up 2 units
- ❖ Arrangement with existing units in LAOS to whom we have given technical expertise and machinery through our subsidiary.
- ❖ Committed supply of face veneer through this existing unit and in process new unit further secure raw material supply for future growth

PARTICLE BOARD UNIT

- ❖ Setting up green-field particle board unit at existing site of Chennai unit
- ❖ The unit will make particle board from timber wastage, saw mill dust etc generated at Chennai unit and procured from other wood based units
- ❖ The unit will backward integrate with company's existing pre-lamination board units at Chennai
- ❖ Approx Capex Rs. 60 crores in current financial year
- ❖ To commence production in this financial year

MDF & Panel Unit at Punjab – Key Updates

- ❖ **Greenfield project at Hoshiarpur district in Punjab**
- ❖ **Overall capex estimated at 444 crores out of which nearly 30 crores have already been spent**
- ❖ **32 acres land required in first phase has already been acquired**
- ❖ **Land development work is in progress**
- ❖ **Setting up of MDF annual capacity of 198,000 CBM**
- ❖ **Plywood and Block board units with initial capacity of 17,000 CBM proposed to be enhanced to 51,000 CBM after two years**
- ❖ **Placed orders of major machinery with reputed foreign suppliers from China and European Countries**
- ❖ **We have applied through Single Window Clearance for all Statutory licenses**
- ❖ **Estimated to be fully operational within next financial year**

Competitive Advantage Summary



- Well established Brand
- Consumer Choice
- Established market leadership

- Retail Driven Business
- Pan India distribution net work
- Investing in Sales Competencies

- Quality Products
- Complete range of Products
- Product Innovation

- First Generation Promoters
- Professionally Managed
- IT and System Driven

- Sufficient Capacities
- Raw-material security
- Poised for Growth

- Beneficiary of New Govt. Policies
- Strong Financials
- Investor friendly


With all its advantages Century is poised to take advantage of great Indian opportunity

Financial Appendices

 **Robust Growth Record – 10 Years CAGR**

Multi-*ply*

 **Balance Sheet**

 **Profit and Loss Statement**

 **Segment Financials**

 **Capital Evolution**

 **Return to Investors**

Robust Growth Record

PARTICULARS	2004-05	2014-15	CAGR %
TOTAL INCOME	161.85	1582.9	26%
EBIDTA	14.66	267.89	34%
Cash Profit	12.84	224.6	33%
EBIT	11.29	223.09	35%
PBT	9.47	179.8	34%
PAT	7.77	150.82	35%
TOTAL FIXED ASSETS	35.22	231.59	21%
CAPITAL EMPLOYED includes Buyer's Credit	83.13	622.81	22%
LONG TERM DEBT	33.04	84.28	10%
SHARE CAPITAL	10.28	22.25	8%
NET WORTH	51.12	387.58	22%
ROE	15%	39%	
ROCE	14%	36%	
ASSETS TURNOVER RATIO	6.53	4.39	
DEBT (LONG TERM)/EQUITY	0.65	0.22	

CAGR in the range of 30% for last 10 Years

Balance Sheet

Rs in Crores

PARTICULARS	2014	2015	3QFY16	2QFY16
Net Worth (Including Share Capital -22.25 Cr)	291.41	387.58	515.13	473.53
Long Term Debt	117.98	81.42	60.21	60.25
Short Term Debt (Bank CC+Related party loan)	113.98	220.59	164.41	110.13
Total Liabilities	523.37	689.59	739.75	643.91
Fixed Assets	230.73	231.59	271.09	237.58
Investments	37.89	45.12	48.09	47.59
Current Assets				
- Finished Goods Inventory	73.81	117.36	124.85	94.10
- Raw Material Inventory	218.84	202.68	177.03	198.11
-Sundry Debtors	204.63	271.91	295.69	313.17
-Cash & Bank	18.04	17.03	24.80	15.10
-Other Current Assets	18.81	9.02	8.38	8.01
-Loans & Advances	43.69	67.01	120.97	113.72
Current Liabilities				
-Sundry Creditors	59.15	65.22	92.73	89.04
-Buyers' Credit *	213.91	153.81	234.53	262.34
-Others	120.67	141.33	129.01	144.33
Net Current Assets	184.09	324.65	295.45	246.50
Non Current Assets	70.66	88.23	125.12	112.24
Total Assets	523.37	689.59	739.75	643.91

*Creditors for Import are converted into Buyer's Credit to avail low cost forex credit

Profit & Loss Summary

Rs in Crores

Rs. Crores	FY 14-15	3Q FY 16	3Q FY 15	9M FY 16	9M FY 15
Net Sales	1,552.47	388.58	381.84	1,195.62	1,147.53
Other Operating Income	12.34	2.03	3.99	8.11	8.06
Expenditure (incl Forex Loss)/(Gain)	1,314.99	324.07	314.86	996.92	976.82
EBITDA (Before Forex Fluctuation)	249.82	66.54	70.97	206.81	178.77
<i>EBITDA Margin</i>	16.09%	17.12%	18.59%	17.30%	15.58%
Foreign Exchange Fluctuation - Loss/(Gain)	(14.43)	(3.03)	(1.97)	(3.35)	(6.13)
EBITDA (After Forex Fluctuation)	264.25	69.57	72.94	210.16	184.90
<i>EBITDA Margin</i>	17.02%	17.90%	19.10%	17.58%	16.11%
Other Income	3.65	0.72	0.94	1.55	2.79
Depreciation & Amortisation	44.80	11.61	11.61	32.43	32.95
EBIT	223.10	58.68	62.27	179.28	154.74
<i>EBIT Margin</i>	14.37%	15.10%	16.31%	14.99%	13.48%
Vanilla Interest	33.68	7.08	10.09	21.70	24.66
Forex Loss (Equal to Interest Saving)	9.61	3.61	4.38	14.72	9.61
PBT	179.81	47.99	47.80	142.86	120.47
<i>PBT Margin</i>	11.58%	12.35%	12.52%	11.95%	10.50%
Tax expenses	28.98	6.39	6.44	15.31	17.62
Net Profit (PAT)	150.83	41.60	41.36	127.55	102.85
<i>PAT Margin</i>	9.72%	10.71%	10.83%	10.67%	8.96%

Improved financials due to stable Rupee and Operational Efficiency

Segment Comparison Quarterly-YOY

Rs in Crores

PARTICULARS	PLYWOOD		LAMINATES		CFS		OTHERS		TOTAL	
	3Q FY 16	3Q FY 15	3Q FY 16	3Q FY 15	3Q FY 16	3Q FY 15	3Q FY 16	3Q FY 15	3Q FY 16	3Q FY 15
Revenue										
Net Sales	275.29	280.98	77.38	71.57	23.14	18.28	12.78	11.01	388.59	381.84
Operating Income	0.51	2.24	1.68	1.45	(0.23)	0.30	0.07	0.01	2.03	4.00
Net Operating Income	275.80	283.22	79.06	73.02	22.91	18.58	12.85	11.02	390.62	385.84
Total Operating Expenditure	229.14	224.12	65.91	64.32	11.60	9.88	12.76	11.64	319.41	309.96
Segmental Forex Loss/(Gain)	(1.72)	(0.81)	(0.89)	(1.10)	(0.04)	(0.03)	(0.07)	(0.03)	(2.72)	(1.97)
Operating Exp Excl. Forex Loss	230.86	224.93	66.80	65.42	11.64	9.91	12.83	11.67	322.13	311.93
EBITDA (Exc FOREX LOSS)	44.94	58.29	12.26	7.60	11.27	8.67	0.02	(0.65)	68.49	73.91
<i>EBITDA % (EXC FOREX LOSS)</i>	16%	21%	16%	10%	49%	47%	0%	-6%	18%	19%
EBIDTA (INCL FOREX LOSS)	46.66	59.10	13.15	8.70	11.31	8.70	0.09	(0.62)	71.21	75.88
<i>EBITDA % (INCL FOREX LOSS)</i>	17%	21%	17%	12%	49%	47%	1%	-6%	18%	20%
DEPRECIATION	5.85	5.10	2.75	3.61	2.87	2.68	0.15	0.21	11.62	11.60
SEGMENT PROFIT (INCL. FX LOSS)	40.81	54.00	10.40	5.09	8.44	6.02	(0.06)	(0.83)	59.59	64.28
<i>SEGMENT PROFIT %</i>	15%	19%	13%	7%	37%	32%	0%	-8%	15%	17%

Substantial Improvement in Year on Year Financials

Segment Comparison 9 Months-YOY

Rs in Crores

PARTICULARS	PLYWOOD		LAMINATES		CFS		OTHERS		TOTAL	
	9M FY 16	9M FY 15	9M FY 16	9M FY 15	9M FY 16	9M FY 15	9M FY 16	9M FY 15	9M FY 16	9M FY 15
Revenue										
Net Sales	852.82	855.29	243.04	213.08	59.96	53.06	39.80	26.10	1,195.62	1,147.53
Operating Income	1.62	2.84	5.55	4.46	0.80	0.74	0.14	0.02	8.11	8.06
Net Operating Income	854.44	858.13	248.59	217.54	60.76	53.80	39.93	26.12	1,203.73	1,155.59
Total Operating Expenditure	703.07	714.51	209.42	191.08	33.41	30.17	40.14	27.50	986.04	963.26
Segmental Forex Loss/(Gain)	(2.02)	(2.55)	(1.52)	(3.36)	(0.00)	(0.15)	(0.29)	(0.07)	(3.84)	(6.13)
Operating Exp Excl. Forex Loss	705.09	717.06	210.94	194.44	33.41	30.32	40.44	27.57	989.88	969.39
EBITDA (Exc FOREX LOSS)	149.35	141.07	37.65	23.10	27.35	23.48	(0.50)	(1.45)	213.85	186.20
<i>EBITDA % (EXC FOREX LOSS)</i>	17%	16%	15%	11%	45%	44%	-1%	-6%	18%	16%
EBIDTA (INCL FOREX LOSS)	151.37	143.62	39.17	26.46	27.35	23.63	(0.21)	(1.38)	217.68	192.33
<i>EBITDA % (INCL FOREX LOSS)</i>	18%	17%	16%	12%	45%	44%	-1%	-5%	18%	17%
DEPRECIATION	16.08	14.56	8.04	9.97	7.89	7.83	0.42	0.58	32.43	32.94
SEGMENT PROFIT (INCL. FX LOSS)	135.29	129.06	31.13	16.49	19.46	15.80	(0.63)	(1.96)	185.25	159.39
<i>SEGMENT PROFIT %</i>	16%	15%	13%	8%	32%	29%	-2%	-8%	15%	14%

Substantial Improvement in Year on Year Financials

Capital Evolution

Date	Event	No	FV Rs.	Issue Rs.	Rs. Crores	Rs. Crores
1982-1993	Initial shares to promoters	240100	10	10	0.24	0.24
31.03.1994	Merger of Ramkrishna Veneer	93110	10	-	0.09	-
05.01.1996	Bonus Issue 3 for 1 held	999630	10	-	1.00	-
27.05.1997	Maiden Public Issue Rs.10 premium	3683040	10	20	3.68	7.37
27.05.2004	Right Issue 40% at (Rs. 30 premium)	1951152	10	30	1.95	5.85
30.07.2004	Bonus Issue 1 for 2 held	3414516	10	-	3.41	-
19.02.2007	Merger of Shyam Century Ferrous Ltd	9521865	10	-	9.52	-
16.04.2008	Merger of Century Panel and Sharon	2451886	10	-	2.45	-
	Total	22355299			22.36	13.46
	Less shares forfeited	-138000	10	10	(0.14)	-
	Total	22217299			22.22	13.46
02.05.2008	Sub Division into Rs. 1 from Rs. 10	222172990				

Only 3.37 Crores Capital raised from Public

Return to Investors (Since IPO)

Date	Detail of Events	FV (Rs)	No	Issue Rs.	Total Rs.	DIVIDEND HISTORY		
27.05.1997	The IPO at a Premium of Rs.10	10	10	20	200		Year	%
27.05.2004	Right Issue 40% at (Rs. 30 Premium)	10	4	40	160	1	2014-15	200%
30.07.2004	Bonus 1:2 ratio	10	7	0	0	2	2013-14	100%
30.07.2004	Total No of Shares	10	21	17.14	360	3	2012-13	25%
02.05.2008	Split in Rs. 1 Denomination	1	210	1.71	360	4	2011-12	100%
22.07.2013	Issue of 1: 1 share of Star Ferro and Cement Ltd on demerger	1	210	0	0	5	2010-11	100%
28.01.2016	Present Market Price - on 28.01.2016					6	2009-10	100%
	-CenturyPly		210	160	33600	7	2008-09	25%
	-Star Ferro and Cement Ltd		210	125	26250	8	2007-08	50%
	-Shyam Century Ferrous		210	6	1260	9	2006-07	25%
	Total				61110	10	2005-06	25%
	Appreciation excluding Dividend				60750	11	2004-05	20%
	Appreciation %				16875%	12	2003-04	30%
	Appreciation % Annualised 17 Years				993%	13	2002-03	30%
						14	2001-02	20%
						15	2000-01	15%
						16	1999-00	30%
						17	1998-99	30%
						18	1997-98	30%
							Total	955%

Robust return to Investors, apart from un-interrupted dividend

Notes



For further information, please contact:

Century Plyboards (I) Ltd.

Mr. Arun Julasaria, CFO

+919830292192

+913330252517

arun@centuryply.com

www.centuryply.com



Sofa nahi,
Khushiyon ka
Rangmanch!



CENTURYPLY[®]
CENTURLAMINATES[®] | CENTURYVENEERS[®]