



TIGER LOGISTICS (INDIA) LTD

June, 2022





This presentation and the accompanying slides (the “Presentation”), which have been prepared by Tiger Logistics(India) Limited (the “Company”), have been prepared solely for information purposes and do not constitute any offer, recommendation or invitation to purchase or subscribe for any securities, and shall not form the basis or be relied on in connection with any contract or binding commitment whatsoever. No offering of securities of the Company will be made except by means of a statutory offering document containing detailed information about the Company.

This Presentation has been prepared by the Company based on information and data which the Company considers reliable, but the Company makes no representation or warranty, express or implied, whatsoever, and no reliance shall be placed on, the truth, accuracy, completeness, fairness and reasonableness of the contents of this Presentation. This Presentation may not be all inclusive and may not contain all of the information that you may consider material. Any liability in respect of the contents of, or any omission from, this Presentation is expressly excluded.

Certain matters discussed in this Presentation may contain statements regarding the Company’s market opportunity and business prospects that are individually and collectively forward-looking statements. Such forward-looking statements are not guarantees of future performance and are subject to known and unknown risks, uncertainties and assumptions that are difficult to predict. These risks and uncertainties include, but are not limited to, the performance of the Indian economy and of the economies of various international markets, the performance of the industry in India and world-wide, competition, the company’s ability to successfully implement its strategy, the Company’s future levels of growth and expansion, technological implementation, changes and advancements, changes in revenue, income or cash flows, the Company’s market preferences and its exposure to market risks, as well as other risks. The Company’s actual results, levels of activity, performance or achievements could differ materially and adversely from results expressed in or implied by this Presentation. The Company assumes no obligation to update any forward-looking information contained in this Presentation. Any forward-looking statements and projections made by third parties included in this Presentation are not adopted by the Company and the Company is not responsible for such third party statements and projections.






Company Overview

Tiger Logistics - An Introduction



TIGER LOGISTICS LTD.: Multi-Vertical Global Logistics Solution Provider



Established in 2000

Started in 2000 with the vision to become a **one stop solution** for international logistics

Multi Vertical

One of the few logistics companies with experience of **dealing with multiple industries**

Solution Provider

Carve out **tailored solutions** based on customers needs and manage their end-to-end logistics requirement

True to our Philosophy

Provide **Cost Effective, error-free, efficient and timely services** to clients

Partnership Oriented

Adopted an **asset-light model through partnerships** with leading carriers

Capitalizing on our Strengths...



Strong Execution


Our strong on ground force constantly thrives for efficiency in execution

PAN India Presence

Our robust network of agents and affiliates helps in swift & quick movement of goods

Varied product mix

We have hedged the risk of downturn in economy by having varied product mix



Asset Light Model

Our Asset Light Business model results in Higher ROCE & ROE

Low Leverage

Through optimum fund utilization we have been a low leverage company

Strong IT backup

We have built strong IT infrastructure in our systems to compliment our operational excellence

One Stop Solution

Having a large gamut of services makes us a complete logistic solution provider

Pan India presence



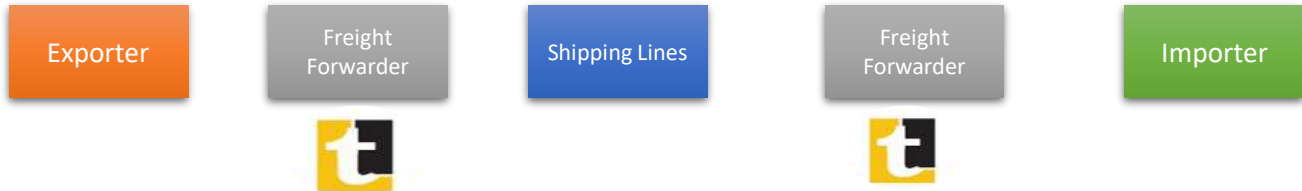
...with a Global Presence





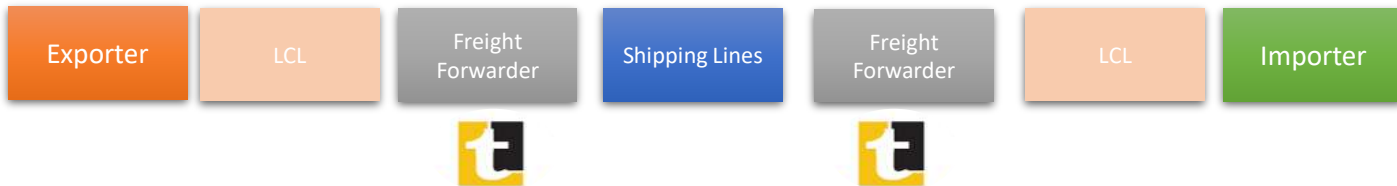
Leading FCL Player in India

When Exporter has Full Container Load



- Our associations with multiple shipping line corporates help us source Full Container Loads

When Exporter has Less than Container Load

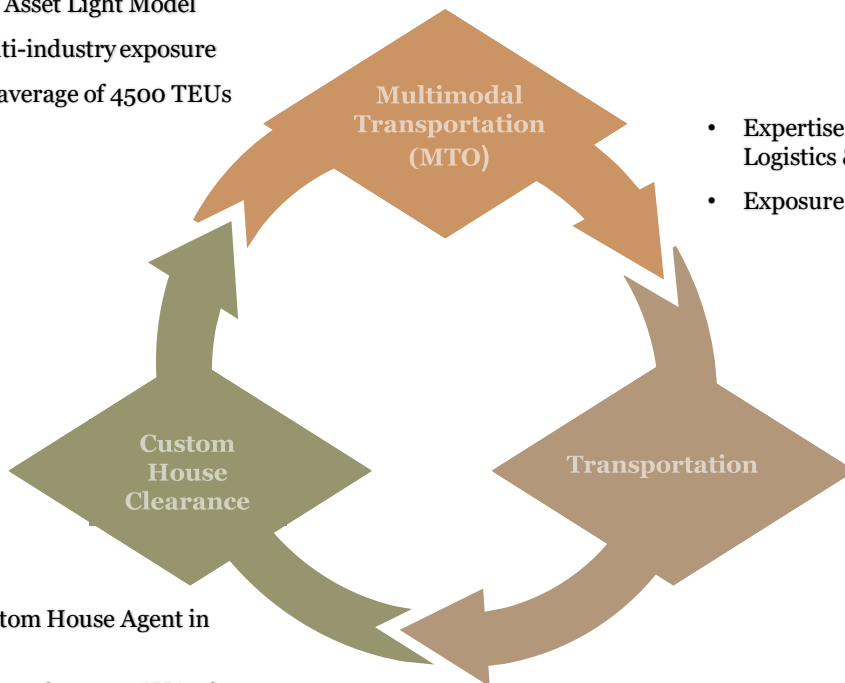


- Our strong network of consolidators provide us continuous business opportunities thus strengthening our position as a leading FCL player in India



Multi Segment Experience...

- Operate on Asset Light Model
- Have a multi-industry exposure
- Handle an average of 4500 TEUs per month



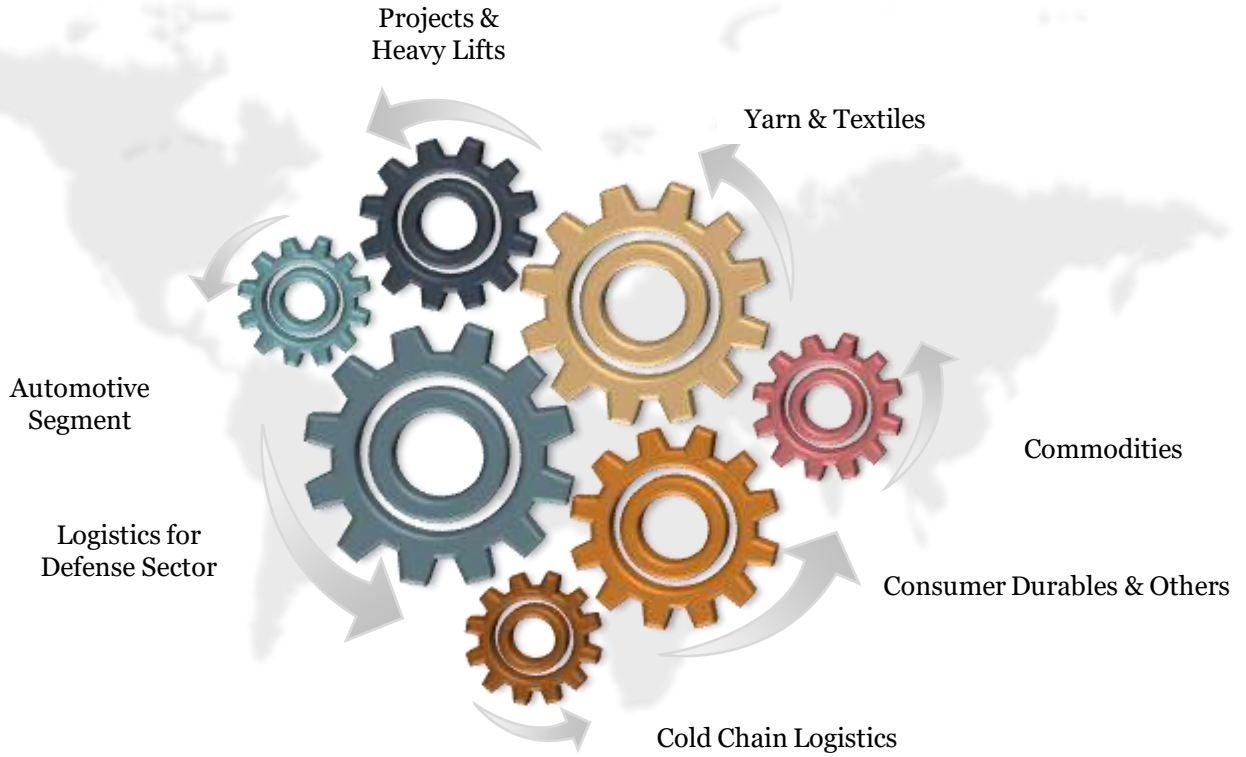
- Expertise in handling Project Logistics & Food Commodities
- Exposure to varied products

- Started as a Custom House Agent in 2000
- Recognized among the top 3 CHA of North India by Concor India
- Clearing Services for import & export at all major ports & ICDs of India

...servicing multiple clients...



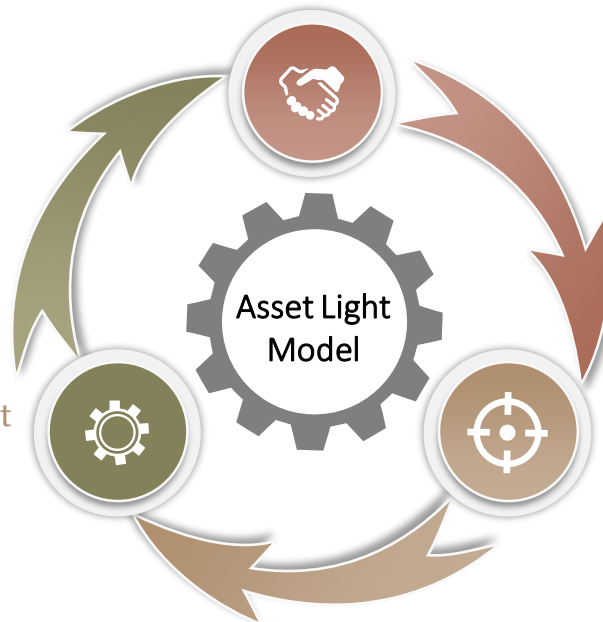
...across varied sectors...



...thus, diversifying risk profile₁₁



Asset Light Model – Our USP



...helps Balance Sheet Management

Allows us to focus on improving working capital efficiency rather than asset creation thus generating superior returns

Partnership based approach...

Leverage on the strengths and fleets of partners without reorienting the wheel to create a large asset base

...allows us greater flexibility to expand portfolio


Asset light model encourages us to enhance our services and solutions portfolio which in turn increases value proposition for the customer



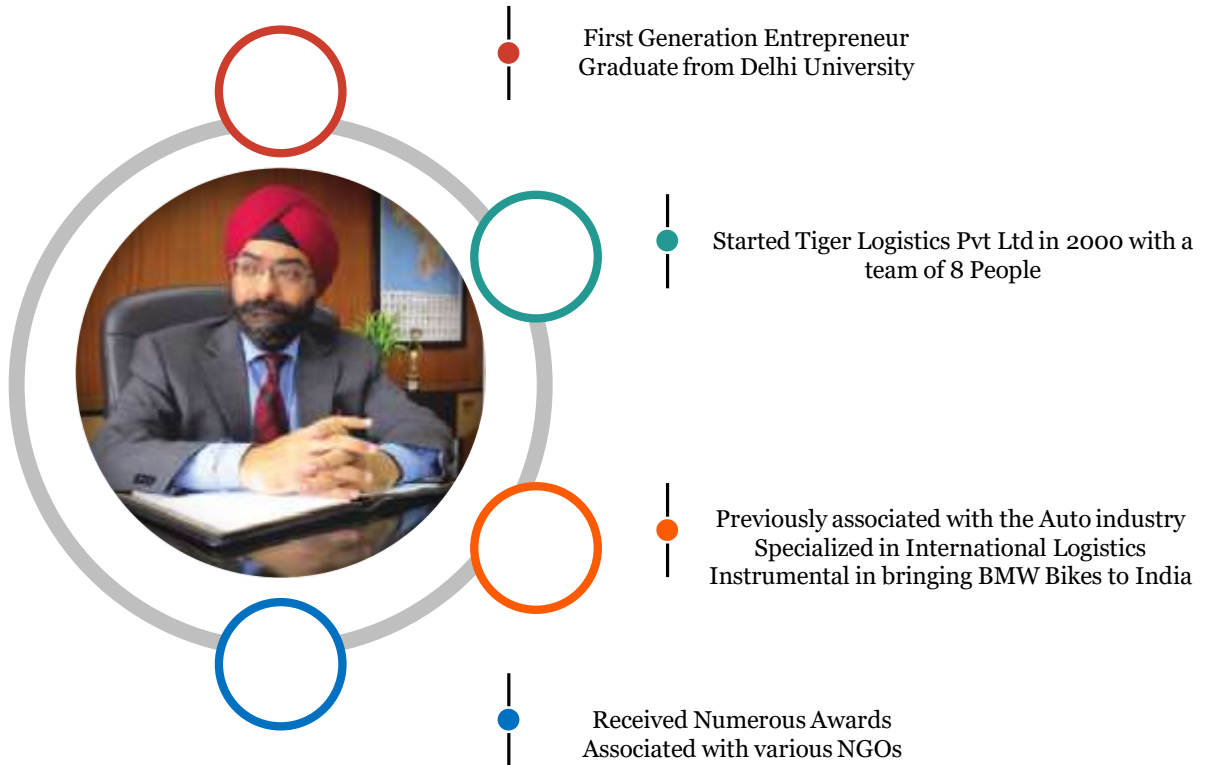


The Journey so far...

Milestones



Strong Promoter Prowess





Recognition & Awards



Recipient of “India’s Greatest Brands & Leaders 2015-16 – PRIDE OF THE NATION” (Logistics sector) by PWC India, and chosen by Consumers & Industry



Awarded “World’s Greatest Brand & Leader of Asia & GCC in Logistics sector” by PWC India



Awarded “Most Diversified Logistics Company of the Year” at the Northern India Multimodal Logistics Awards



Accreditations & Affiliations







Financial & Operational Overview

Performance Snapshot Q1 22-23 & Q1 2021-22



Q1 - 2022-23

Revenue
10,724.11 Lakhs

EBITDA
643.21 Lakhs

PAT
454.28 Lakhs

Q1 - 2021-22

Revenue
8,160.75 Lakhs

EBITDA
481.74 Lakhs

PAT
424.71 Lakhs



Q1 & FY21-22 Income Statement

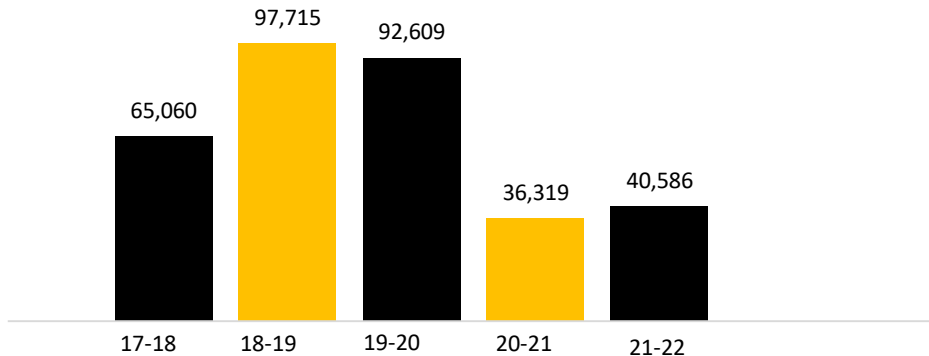
RS. In Lakhs	Q1 FY 22-23	Q1 FY 21-22	YoY	FY 21-22	FY 20-21	YoY
Total Revenue	10,724.11	8160.75	31.41%	61,510.69	16,787.43	266.41%
Operating Expenses	9,739.35	7,332.93		55,980.20	15,471.31	
Employee Expenses	269.26	253.95		1,029.40	973.52	
Other Expenses	149.46	93.95		785.44	1,332.33	
EBITDA	643.21	481.74	33.52%	3,925.41	-851.29	-
EBITDA Margin	5.99%	5.90%		6.38%	-	
Other Income	77.16	1.81		209.76	138.42	
Depreciation	19.85	20.14		79.86	89.14	
EBT	611.55	422.38	44.79%	3,738.18	-1,212	-
EBT Margin %	5.70%	5.17%		6.08%	-	
Interest / Finance Cost	11.81	39.22		107.37	170.81	
PBT	611.55	422.38	44.79%	3,738.18	-1,212	-
Tax	157.27	0.00		353.02	30.45	
PAT*	454.28	424.71	6.96%	3,353.17	-1,072.66	-
PAT Margin %	4.23%	5.20%		5.45%	-	

*Note: PAT is before Comprehensive Income

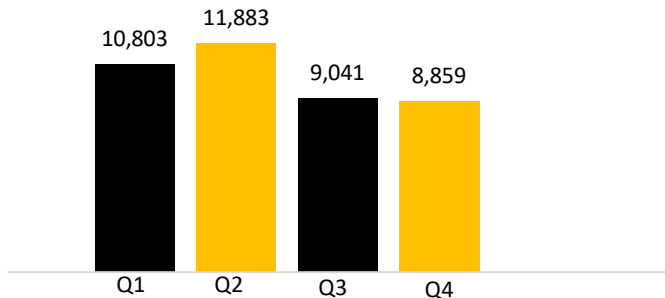


Operational Metrix

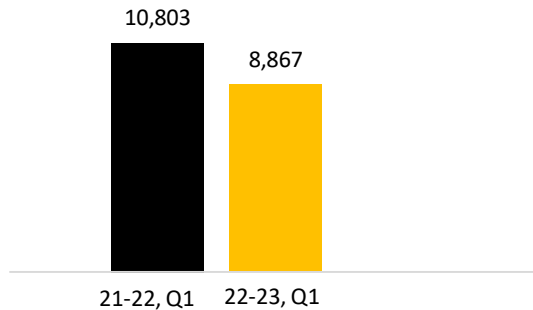
Twenty Feet Unit's (TEU's) Volume



2021-22



Quarter to Quarter Comparison

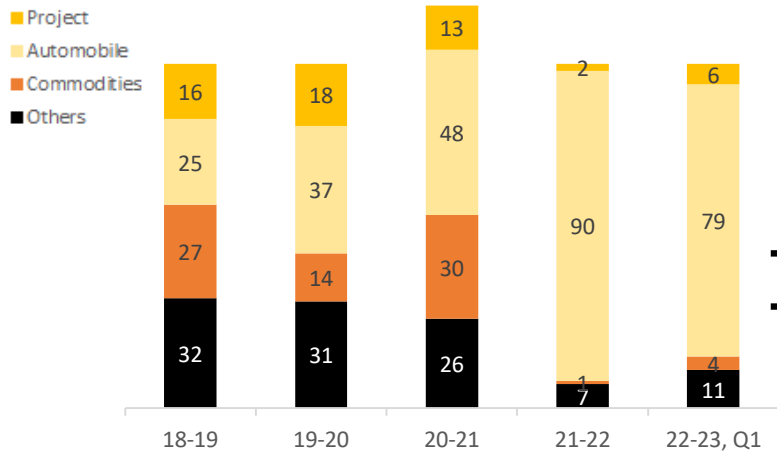


Note: Your Management is expecting 10% growth in the number of TEU'S for the current FY 2022-23.

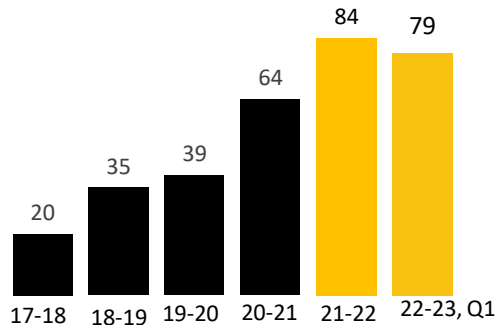


Operational Metrix

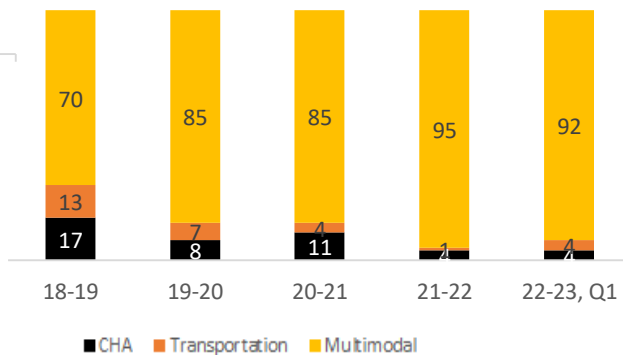
Industry wise Revenue Composition %



Top 5 Customers Contribution to Revenue %



Segment wise Revenue Composition %





Historical Income Statement

Rs. In Lakhs	FY 20-21	FY 21-22
Revenue	16,787.43	61,510.69
Operating Expenses	15,471.31	55,980.20
Employee Expenses	973.52	1,029.40
Other Expenses	1,332.33	785.44
EBITDA	-851.29	3,925.41
EBITDA Margin	-	6.38%
Other Income	138.43	209.76
Depreciation	89.14	79.86
EBT	-1,212	3,738.18
EBT Margin	-	6.08
Interest / Finance Cost	170.81	107.37
Exceptional Item Gain / Loss	100.76	
PBT	-1,212	3,738.18
Tax	30.45	353.02
PAT	-1,072.66	3,353.17
PAT Margin	-	5.45%



Borrowings and Fixed Assets

*Borrowings during the financial year from 2018-19 to 2021-22
(INR in Crores)*

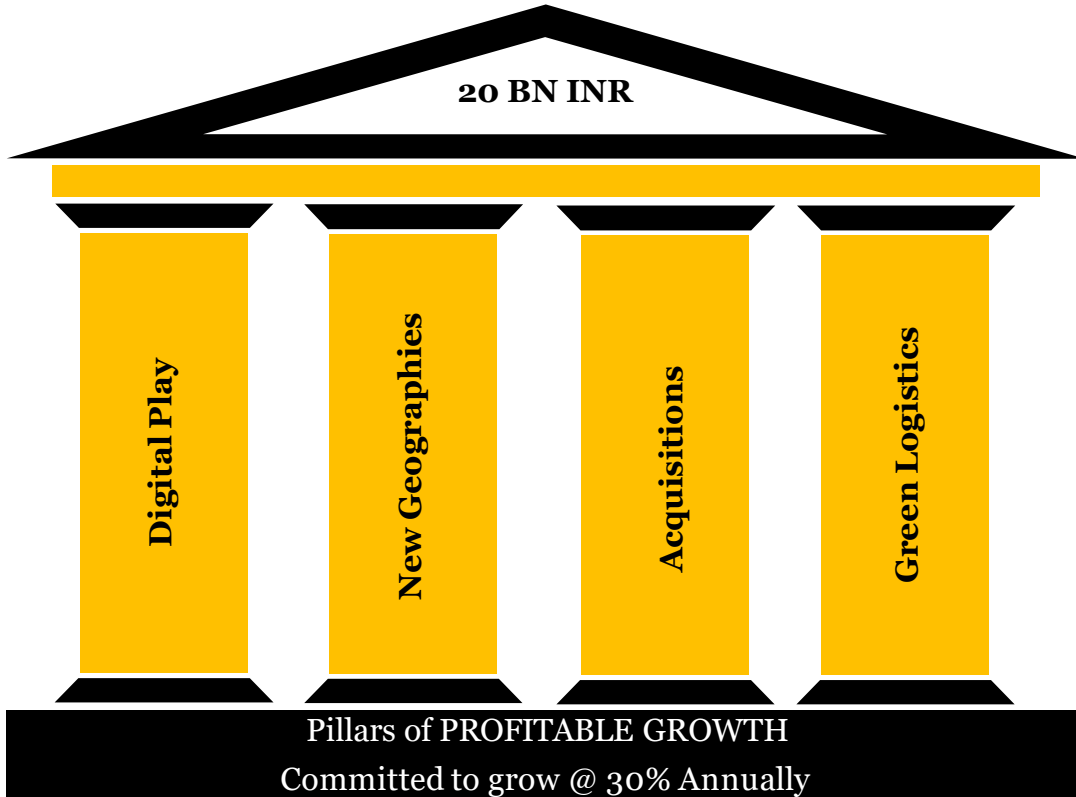
INR in Crores	Borrowings (Fund-based) as on 31st March 2022		
Financial Year	SBI	IDBI	Kotak
2018-19	16.00	8.00	14.00
2019-20	16.00	8.00	14.00
2020-21	16.00	5.00	-
2021-22*	16.00*	5.00*	10.00*-

Note- As on 31st March. 2022 Tiger Logistics is not utilizing any Cash Credit limit. Kotak has disbursed 4 Crores out of 10 Crores.*

Fixed Assets Details during the financial year from 2018-19 to 2021-22 (INR in Crores)

Financial Years	Net Block
2018-19	10.50
2019-20	9.64
2020-21	8.62
2021-22	7.85

Vision: INR 20 Bn Company in the FY 2026-27





Future Growth Engines

Strengthen Capabilities in New Geographies

Enhance the current network of agents & partners in new geographies to further increase global competitiveness and capability to serve the customer

How?

Open Sales offices in Bangladesh, South America and the US, solely involved in breaking into businesses

Merges and Acquisitions

Acquire companies in related spaces such as LCL, export packaging and imports to expand product mix while leveraging our existing network and skills

How?

Already mandated business consultants to scout for medium-sized companies in the LCL and import play, which would add new verticals to the company through inorganic growth without diluting the expertise

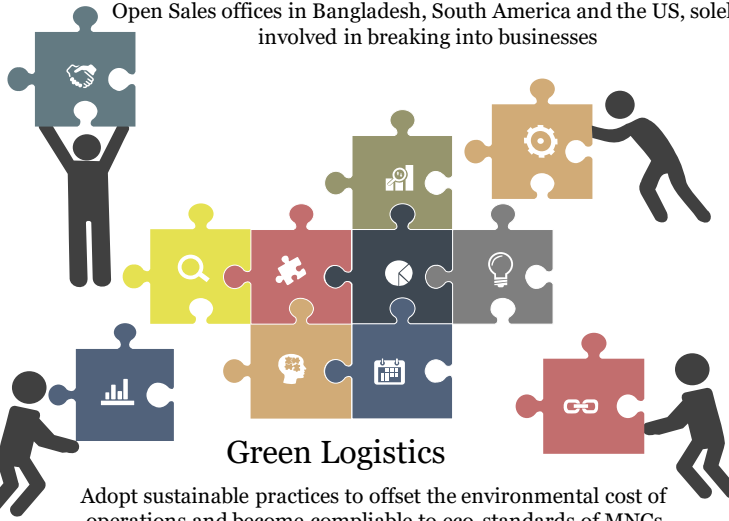
Digital Play

Use technology to digitalize freight forwarding to adopt end-to-end automation

The international logistics sector is still largely manual. There is a big need to digitalize logistics processes to save on inefficiency costs by leveraging technology and passing on the benefits to the customers.

How?

Building a platform that will enable automated RFQs, real-time freight/price discovery and shipment tracking, digital documentation and invoicing



Green Logistics

Adopt sustainable practices to offset the environmental cost of operations and become compliant to eco-standards of MNCs

How?

Setting up an EV division of first mile logistics. Increasingly, big corporates are becoming conscious of their carbon footprints and give priority to companies working carbon-consciously

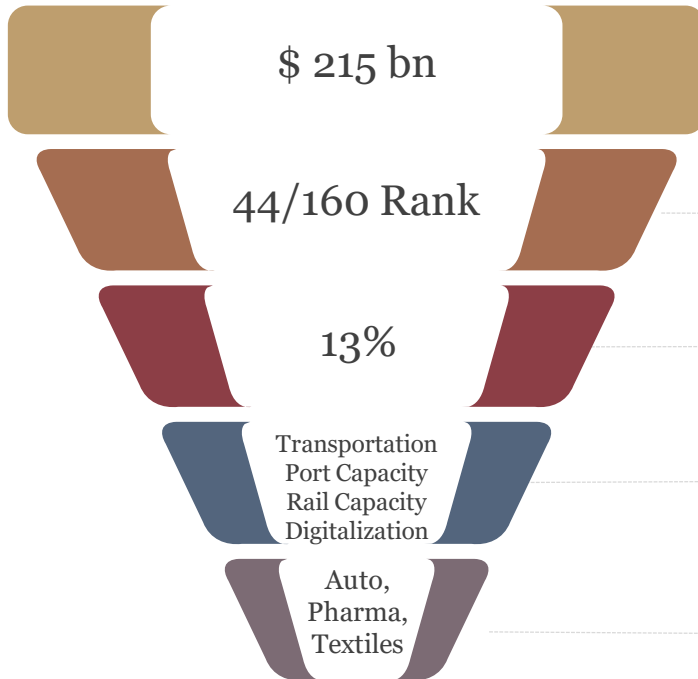




Industry Snapshot



Indian Logistics Scenario



Size of Logistics Sector

Indian logistics industry is marked at US \$ 215 billion, and is expected to grow at a CAGR of 10.7 per cent between 2022-2024

Logistics Performance Index

India ranked 44 in Global LPI in 2018. LPI is a barometer for gauging trade logistics performance

Logistics cost as % of GDP

Total logistics cost is 13% of GDP. Comparative figures for China is 18% while for USA is 8.5%

Infrastructure Boom

Government reforms in the transportation, digital transformation, increase in port capacities and railway traffic aim at improving the logistics sector

Industries driving growth

Uptick in demand is driven by increase in manufacturing, e-commerce, Automobiles, Pharmaceutical, Textiles & Cement Industry

Major Demand Drivers

Export Demand

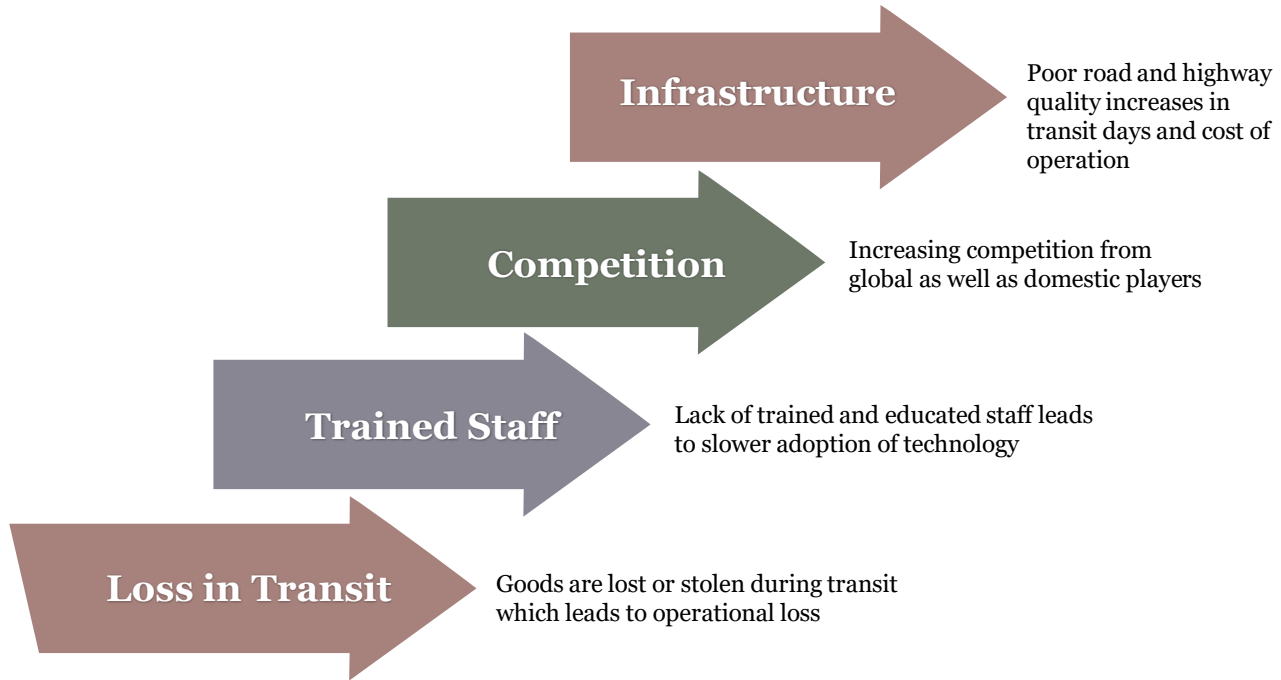
- Achieved \$197 billion worth of merchandise exports
- Expected to reach the target of \$400 billion this year
- Estimated 33% increase in merchandise exports
- Better port infrastructure to help EXIM propel further



Manufacturing Boost

- Make In India initiative has opened doors to IT manufacturing
- Expected steady annual increase of 9.7% in industrial production
- 25% Contribution to GDP by 2025 from 16% currently

Industry Challenges





For further information, please get in touch:

Tiger Logistics(India) Limited.

CIN - L74899DL2000PLC105817

Mr. Vishal Gupta, Compliance Officer

csvishal@tigerlogistics.in

<http://www.tigerlogistics.in/>
