



CITURGIA BIOCHEMICALS LIMITED

Regd. Office: 6/C, Ostwal Park Building No. 4, Chsl, Near Jesal Park, Jain Temple,
Bhayandar, East, Thane-401105, Maharashtra, **CIN:** L24100MH1974PLC017773

Website: www.citurgiabio.com; **E-mail id:** citurgia_bio@yahoo.com

Date: 20.11.2020

To,

BSE Limited
P J Towers, Dalal Street
Mumbai – 400001
Scrip Code: 506373,
Scrip ID: CITURGIA


Sub: Submission of Unaudited Financial Results for Quarter and half year ended 30th September, 2020

Dear Sir/Madam,

Please find enclosed herewith Unaudited Financial Results for the Quarter and half year ended 30th September, 2020 along with Limited Review Report issued by the statutory auditor for the quarter and half year ended 30th September, 2020 and Cash Flow statement as on 30.09.2020.

We request you to kindly take the above information on record.

For CITURGIA BIOCHEMICALSLIMITED


AKSHOD KUMAR SHARMA
WHOLE TIME DIRECTOR
DIN: 02112607

PART-I STATEMENT OF UNAUDITED FINANCIAL RESULTS FOR THE QUARTER AND HALF YEAR ENDED 30TH SEP 2020

Particulars		Quarter Ended			Period Ended		Year Ended
		3 Months ended 30/09/2020	Preceding 3 months ended 30/06/2020	Corresponding 3 months ended 30/09/2019	Year to Figure for current year ended 30.09.2020	Year to Figure for previous year ended 30.09.2019	Previous Ended 31/03/2020
		Unaudited	Unaudited	Unaudited	Unaudited	Unaudited	Audited
I.	Total Income from Operations	-	-	-	-	-	-
II.	Other Income	-	-	-	-	-	-
III.	Total Revenue (I+II)	-	-	-	-	-	-
IV.	Expenses						
	a) Cost of Materials consumed	-	-	-	-	-	-
	b) Purchase of Stock-in-trade	-	-	-	-	-	-
	c) Changes in inventories of finished goods, WIP and stock in trade	-	-	-	-	-	-
	d) Employee benefits expenses	4.40	2.00	3.45	6.40	6.89	13.34
	e) Depreciation and amortisation expenses	5.96	5.96	6.92	11.92	13.84	32.09
	f) Other expenses	21.78	0.01	0.22	21.79	0.32	10.76
	Total Expenses	32.14	7.97	10.59	40.11	21.05	56.18
V	Profit/(Loss) before exceptional and extraordinary items and tax (III-V)	(32.14)	(7.97)	(10.59)	(40.11)	(21.05)	(56.18)
VI	Exceptional Items	-	-	-	-	-	-
VII	Profit/(Loss) before extraordinary items and tax (VI-VII)	(32.14)	(7.97)	(10.59)	(40.11)	(21.05)	(56.18)
VIII	Extraordinary items	-	-	-	-	-	-
IX	Profit/(Loss) before tax (VIII-IX)	(32.14)	(7.97)	(10.59)	(40.11)	(21.05)	(56.18)
X	Tax expenses						
	a) Current Tax	-	-	-	-	-	-
	a) Income Tax Adjustment	-	-	-	-	-	-
	a) Deferred Tax Adjustmenrt	-	-	-	-	-	-
	b) Deferred Tax Liabilities / (Assets)	-	-	-	-	-	-
XI	Profit (Loss) for the period from continuing operations (IX-X)	(32.14)	(7.97)	(10.59)	(40.11)	(21.05)	(56.18)
XII	Profit/(loss) from discontinuing operations	-	-	-	-	-	-
XIII	Tax expense of discontinuing operations	-	-	-	-	-	-
XIV	Profit/(loss) from Discontinuing operations (after tax) (XII-XIII)	-	-	-	-	-	-
XV	Profit (Loss) for the period (XI + XIV)	(32.14)	(7.97)	(10.59)	(40.11)	(21.05)	(56.18)
XVI	Other Comprehensive Income						
	A (i) Items that will not be reclassified to profit or loss	-	-	-	-	-	-
	(ii) Income tax relating to items that will not be reclassified to profit or loss	-	-	-	-	-	-
	B (i) Items that will be reclassified to profit or loss	-	-	-	-	-	-
	(ii) Income tax relating to items that will be reclassified to profit or loss	-	-	-	-	-	-
XVI I	Total Comprehensive Income for the period (XV+XVI) (Comprising	(32.14)	(7.97)	(10.59)	(40.11)	(21.05)	(56.18)

	Profit (Loss) and Other Comprehensive Income for the period)						
XVI II	Earnings per equity share (for continuing operation):						
	(1) Basic	0.001	(0.006)	0.0000	0.000	0.001	(0.021)
	(2) Diluted	0.001	(0.006)	0.0000	0.000	0.001	(0.021)
XIX	Earnings per equity share (for discontinued operation):						
	(1) Basic	0.001	(0.006)	0.0000	0.000	0.001	(0.021)
	(2) Diluted	0.001	(0.006)	0.0000	0.000	0.001	(0.021)
XX	Earning Per Share (for discontinued & continuing operations)						
	a) Basic	0.001	(0.006)	0.0000	0.000	0.001	(0.021)
	b) Diluted	0.001	(0.006)	0.0000	0.000	0.001	(0.021)

For CITURGIA BIOCHEMICALSLIMITED

G. K. Sharma

AKSHOD KUMAR SHARMA
WHOLE TIME DIRECTOR
DIN: 02112607

Date : 12.11.2019

Place : Mumbai

NOTES:**STATEMENT OF ASSETS AND LIABILITIES AS AT 30.09.2020**

S. No.	Particulars	(Rs. In lacs)	
		As at 30.09.2020	As at 31.03.2020
		Unaudited	Audited
A	ASSETS		
1	Non- Current Assets		
	(a) Property, Plant and Equipment	164.30	176.23
	(b) Capital Work-in-Progress	-	-
	(c) Other Intangible Assets	-	-
	(d) Financial Assets		
	(i) Investments	0.02	0.02
	(ii) Loan & Advances	186.45	195.45
	(iii) Other financial assets	-	-
	(e) Deferred tax assets (net)	-	-
	(f) Other Non-Current Assets	-	-
	Total Non-Current Assets	350.77	371.70
2	Current Assets		
	(a) Inventories	806.63	806.63
	(b) Financial Assets		
	(i) Trade Receivables	-	-
	(ii) Cash and Bank equivalents	5.29	5.86
	(iii) Bank balances other than (ii) above	-	-
	(iv) Loan & Advances	3.02	3.02
	(v) Investment	-	-
	(c) Other Current Assets	10.08	10.08
	Total Current Assets	825.03	825.59
	TOTAL ASSETS	1,175.80	1,197.29
	EQUITY AND LIABILITIES		
	Equity		
	(a) Equity Share Capital	2,641.91	2,641.91
	(b) Other Equity	-3,396.09	-3,355.97
	(c) Money received against share warrants	250.00	250.00
	Total Equity	-504.18	-464.06
B	Liabilities		
1	Non-Current Liabilities		
	(a) Financial Liabilities		
	(i) Borrowings	644.96	644.96
	(b) Deferred Tax Liabilities (Net)	171.06	171.06
	(c) Other Non-Current Liabilities	11.73	11.73
	Total Non-Current Liabilities	827.75	827.75

2	Current Liabilities		
	(a) Financial Liabilities		
	(i) Borrowings	3.40	3.40
	(ii) Trade Payables	363.12	363.12
	(iii) Other Financial Liabilities	-	-
	(b) Other Current Liabilities	434.70	416.07
	(c) Provisions	51.01	51.01
	Total Current Liabilities	852.23	833.61
	TOTAL EQUITY AND LIABILITIES	1,175.80	1,197.29

NOTES :

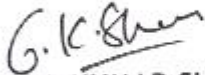
1. The above results have been reviewed by the Audit Committee and approved by the Board of Directors in their meeting held on 12th November, 2020.

2. The previous period figures have been rearranged / regrouped, wherever necessary to confirm to current period classifications.

3. The financial results are subject to the Limited Review Report issued by the statutory auditors of the company.

4. The Financial Results have been prepared in accordance with the recognition and measurement principles laid down in the applicable Indian Accounting Standard (Ind AS) prescribed under Section 133 of the Companies Act, 2013, read with relevant rules there under in terms of Regulation 33 of SEBI (Listing and Disclosure Requirements) Regulations, 2015 and SEBI Circular No. CIR/CFD/FAC/62/2016 dated July 5, 2016.

For CITURGIA BIOCHEMICALSLIMITED


AKSHOD KUMAR SHARMA
WHOLE TIME DIRECTOR
DIN: 02112607

Date : 12.11.2020

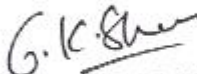
Place : Mumbai

Cash Flow Statement for the year ended 30th Sept 2020

	Amounts in Lakh	Amounts in Lakh
Particulars	As at 30.09.2020	As at 31.03.2020
<u>(A) CASH FLOW FROM OPERATING ACTIVITIES:-</u>		
1.Net profit before tax	-40.11	-39.62
2.Adjustment for:	-	-
<u>Add:</u> Depreciation & Amortization Expenses	11.92	27.67
<u>Add:</u> Amortization Expenses / Written off	-	-
<u>Less:</u> Other Income	-	-
Operating Profit before Working capital changes	-28.19	-11.95
3.Working Capital Changes:		
Decrease (Increase) in Trade & Other Receivables	-	-
Decrease (Increase) in Inventories	-	-
Decrease (Increase) in Other Current Assets	-	-
Decrease (Increase) in Other Non Current Assets	-	-
Increase (Decrease) in Trade & Other Payables	-	-
Increase (Decrease) in Current Liabilities & Provisions	18.63	0.66
Increase (Decrease) in Other Current Liabilities	-	-
Net Changes in Working Capital	18.63	0.66
Cash Generated from Operations	-9.56	-11.29
Adjustment of Taxes	-	-
Net Cash Flow from Operating Activities (A)	-9.56	-11.29
<u>(B.) CASH FLOW FROM INVESTING ACTIVITIES :</u>		
Purchase of Property, Plant & Equipment	-	-
<u>Non Current Financial Assets</u>		
(Increase) Decrease in Loans & Advances	9.00	5.65
<u>Current Financial Assets</u>		
(Increase) Decrease in Loans & Advances	-	-
Other Income	-	-
(Increase) Decrease in Current Investments	-	-
Net Cash Flow from Investing Activities (B)	9.00	5.65
<u>(C.) CASH FLOW FROM FINANCING ACTIVITIES :</u>		
Issue of share capital and Proceeds from Share Application Money	-	-
<u>Non Current Financial Assets</u>		
Increase / (Decrease) in Borrowings	-	-
<u>Current Financial Assets</u>		
Increase / (Decrease) in Borrowings	-	-
Increase in Preliminary Expenses	-	-
Net Cash Flow from Financing Activities (C)	-	-
Net Increase / (Decrease) in Cash & Cash Equivalents (-0.57	-5.64

A-B+C)		
Cash and cash equivalents at the beginning of the year / Period	5.86	11.49
Cash and cash equivalents at the end of the year/ Period	5.29	5.86
* Note: The above Cash Flow Statement has been prepared under "Indirect Method" as set out in the Accounting Standard		

For CITURGIA BIOCHEMICALSLIMITED


AKSHOD KUMAR SHARMA
WHOLE TIME DIRECTOR
DIN: 02112607

Date : 12.11.2020
Place : Mumbai