



INDIAN METALS & FERRO ALLOYS LIMITED

IMFA Building
Bhubaneswar -751010
Odisha, India

Corporate Identity No.
L27101OR1961PLC000428

TEL +91 674 3051000
+91 674 2580100
FAX +91 674 2580020
+91 674 2580145

mail@imfa.in

www.imfa.in

26th October, 2016

The Listing Department
National Stock Exchange of India Ltd.
Exchange Plaza
Plot No.C/1, G. Block
Bandra-Kurla Complex
Bandra (E)
Mumbai-400051
Stock Symbol & Series : IMFA, EQ

The Deputy General Manager
(Corporate Services)
BSE Limited
Floor 25, P.J. Towers
Dalal Street , Fort
Mumbai-400001
Stock Code : 533047

Sub: Investor Call

Dear Sir,

Further to our letter dated 20th October 2016, the investor call was held today at 11.30 AM and the investor presentation is enclosed herewith which may kindly be taken on record.

Thanking you,

Yours faithfully
For INDIAN METALS & FERRO ALLOYS LTD


(PREM KHADELWAL)
CFO & COMPANY SECRETARY

IMFA Investor Update

Q2 FY17

October 24, 2016



Contents

Company Overview

Performance Highlights

Financial Summary for Q2 FY17

Financial Highlights

Performance Snapshot

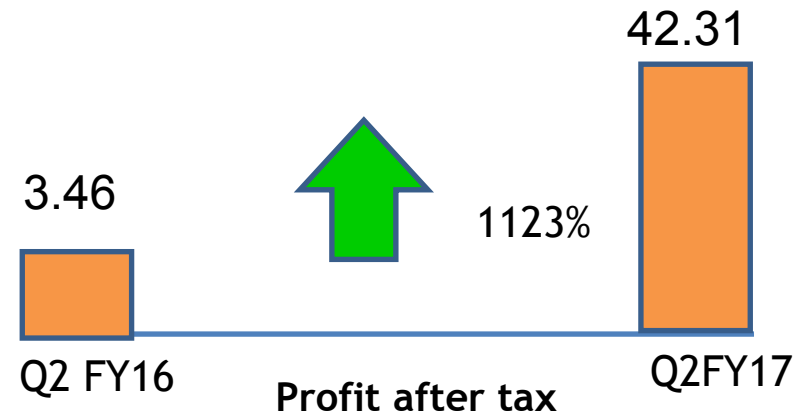
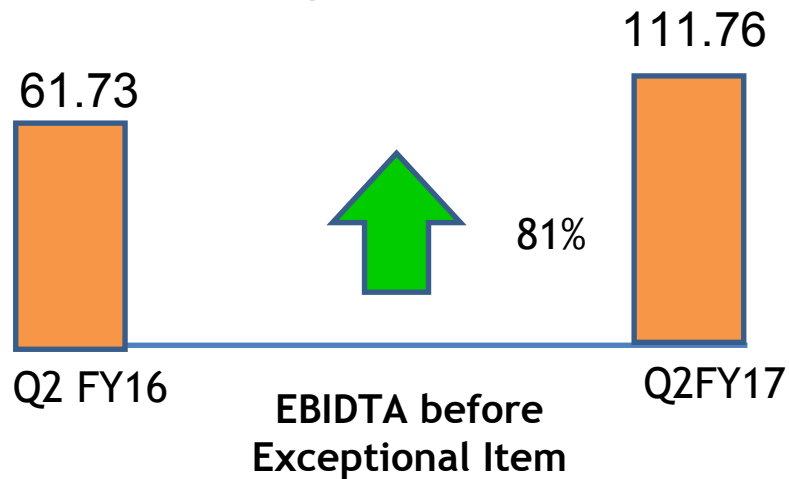
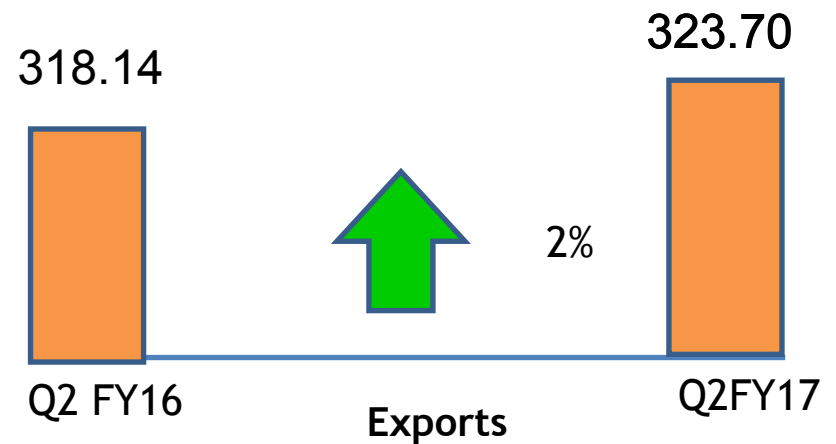
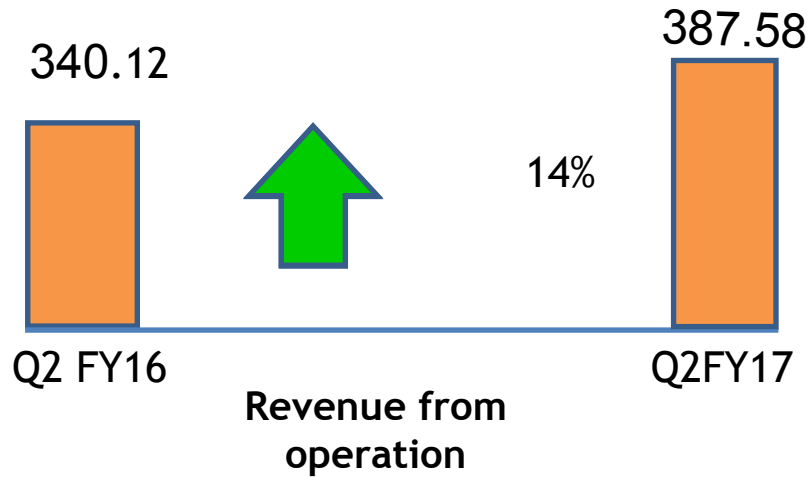
Company Overview

- Founded by Dr Bansidhar Panda in 1961
- Leading fully integrated producer of ferro alloys
 - 187 MVA installed furnace capacity (Therubali & Choudwar)
 - 258 MW captive power generation capacity (Choudwar)
 - Own chrome ore mines (Sukinda, Mahagiri, Nuasahi)
- Integrated Management System comprising quality, environment and occupational health & safety certification

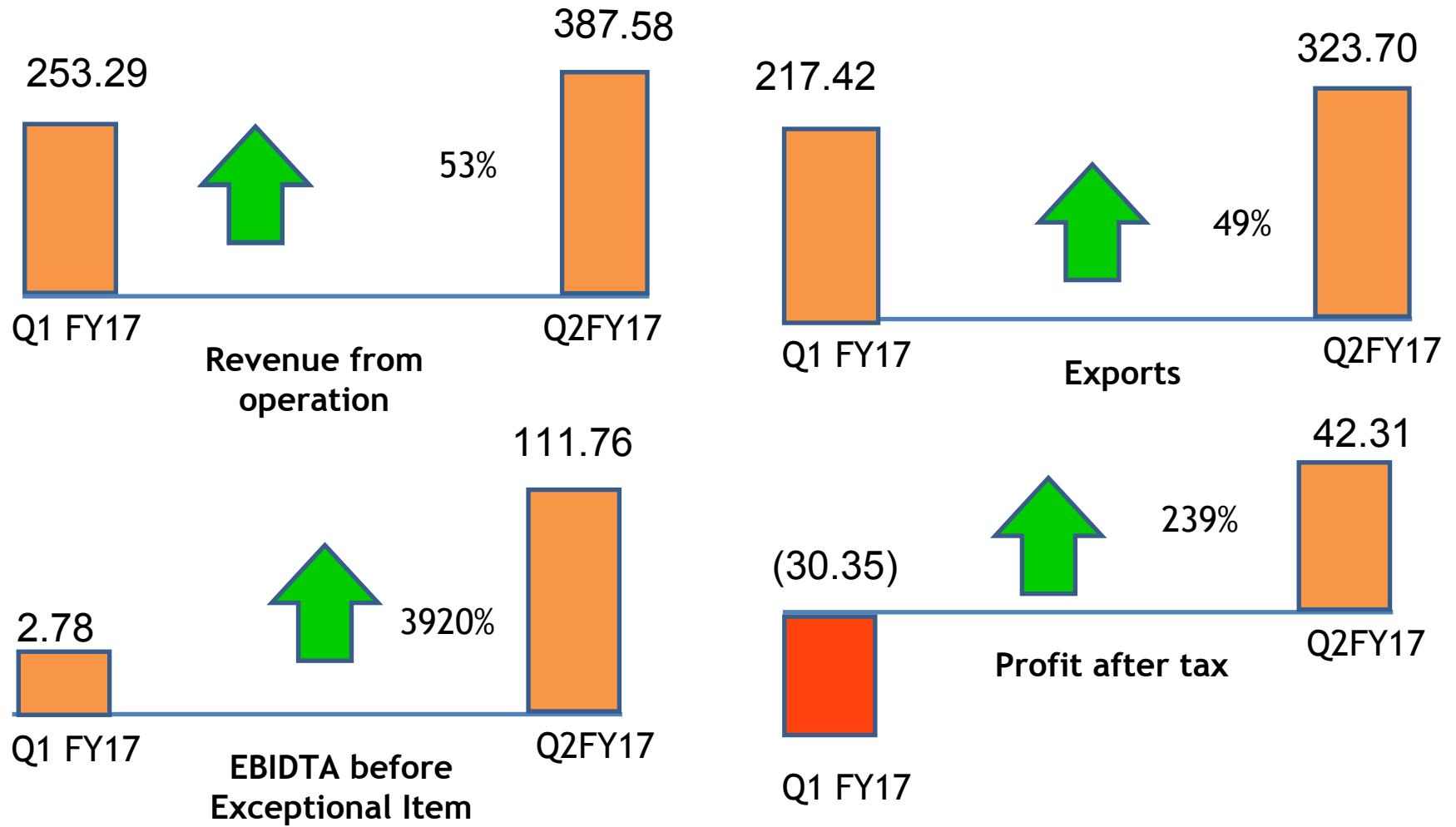
Performance Highlights for Q2FY17

- Net Profit of Rs 42.31 crores vs Rs 3.46 crores
- Revenue of Rs 387.58 crores vs Rs 340.12 crores
- Exports of Rs 323.70 crores vs Rs 318.14 crores
- Ferro Chrome production of 60,836 tonnes; higher by 2% as compared to corresponding quarter.
- Power generation of 272 million units; higher by 2% as compared to corresponding quarter.

Financial Summary for Q2 FY17 & Q2 FY16



Financial Summary for Q2 FY17 & Q1 FY17

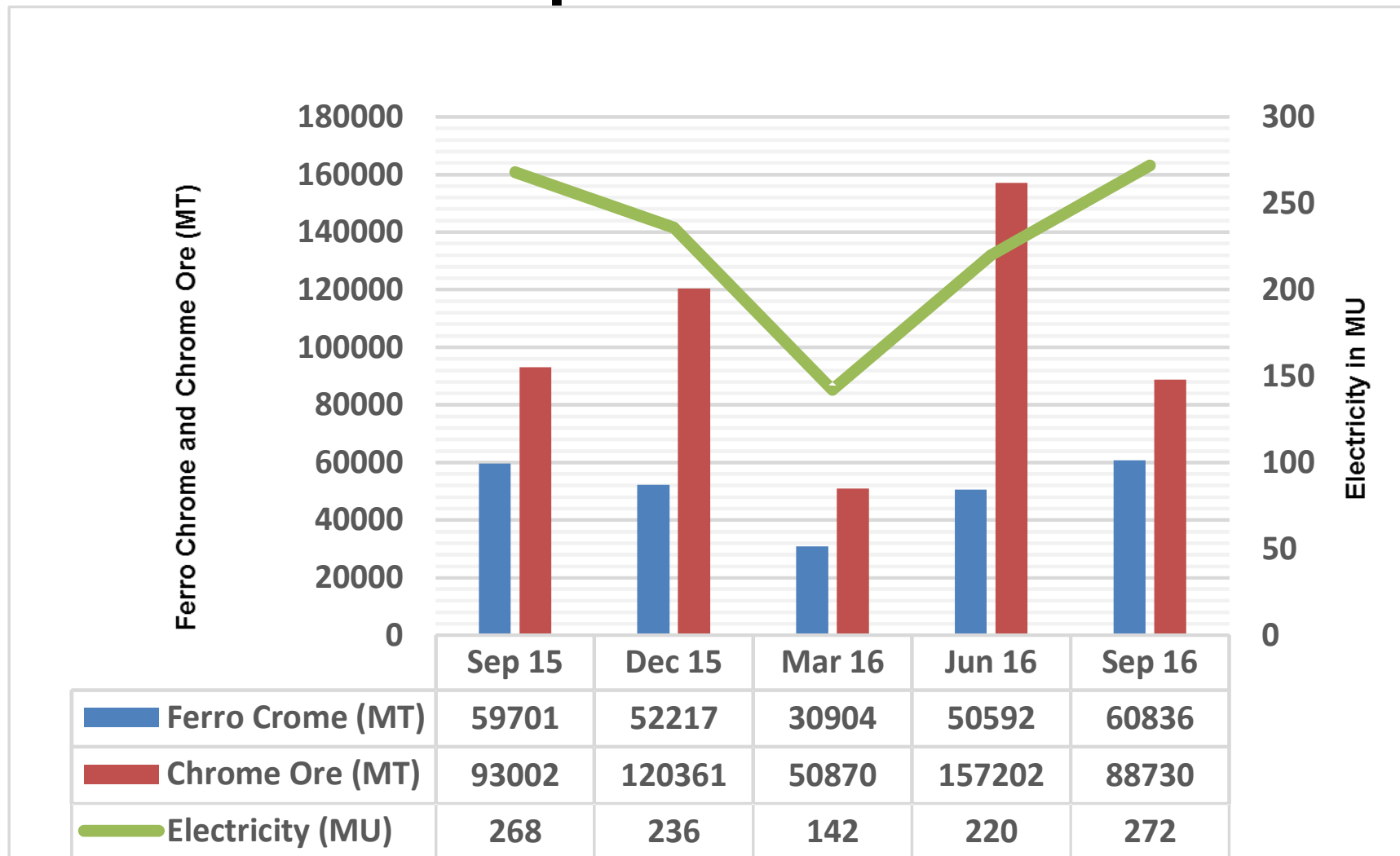


Financial Highlights—over past 5 quarters

Rs. in crore

Particulars	Q2FY17 IND AS	Q1FY17 IND AS	Q4FY16 IGAAP	Q3FY16 IGAAP	Q2FY16 IND AS
Total Income	387.58	253.29	203.86	329.20	340.12
EBITDA	111.76	2.78	(27.80)	38.83	61.73
EBITDA Margin(%)	28.84	1.10	(13.64)	11.80	18.15
EBIT	84.86	(24.04)	(58.74)	10.68	33.90
EBIT Margin(%)	21.89	(9.50)	(28.81)	3.24	9.97
PAT	42.31	(30.35)	(49.95)	1.11	3.46
PAT Margin(%)	10.92	(11.98)	(24.50)	0.34	1.02
EPS (in Rs)	16.29	(11.68)	(19.23)	0.43	1.33

Performance Snapshot



Contact Details

Prem Khandelwal

CFO & Company Secretary, IMFA Ltd

+91-99372 97021

pkhandelwal@imfa.in

Suman Das Sarma

+91-98200 51946

sumandas.sarma@ketchumsampark.com

