



Flair Writing Industries Limited

(An ISO 9001:2015; ISO 14001 : 2015 & SA 8000 : 2014 Certified Company)

CIN NO.: U51100MH2016PLC284727

- Flair House, Plot No. 63 BC, Kandivali Co-op. Ind. Estate Ltd.,
Charkop, Kandivali (W), Mumbai 400 067, INDIA
+91 22 2868 3876 / 06, 4203 0405, 2967 6004/5/6

February 10, 2024

BSE Limited Phiroze Jeejeebhoy Towers Dalal Street Mumbai - 400 001. Scrip Code : 544030	National Stock Exchange of India Limited Exchange Plaza, C/1, G Block, Bandra - Kurla Complex Bandra (East), Mumbai - 400 051. Scrip Code : FLAIR
--	---

Sub: Investor Presentation

Dear Sir(s)/ Madam(s),

Pursuant to Regulation 30 of the SEBI (Listing Obligations and Disclosure Requirements) Regulations 2015, enclosed herewith the Investors' Presentation for the third quarter and nine months ended on December 31, 2023

You are requested to take the same on record.

Thanking you,

Yours faithfully,
For **Flair Writing Industries Limited**

Vishal Kishor Chanda
Company Secretary and Compliance Officer
Membership No: A50310

Encl: As above

MUMBAI

Unit I, Trinity Ind. Park, Survey No.14,15,16,
National Highway 8, Naigaon (E),
Palghar 401 208, Maharashtra, India

DAMAN

Unit II, Survey No. 709/12 & 18,
Somnath Road, Dabhel,
Daman 396 210, India

DAMAN

Unit III, Survey No. 377/1,
Plot No.19 & 21, Zari Causeway Road,
Kachigam, Daman 396 210. India

DAMAN

Unit IV, Survey No. 370/2 A,
Vapi Road, Kachigam,
Daman 396 210. India

DEHRADUN

Khasra No. 1049/2, 1050/1,
Twin Industrial Estate, Central Hope Town,
Selaqui, Dehradun 248 011, Uttarakhand, India

VALSAD

Survey No.253, Village Shankar Talao,
National Highway 8,
Valsad 396 375, Gujarat, India



FLAIR WRITING INDUSTRIES LIMITED

Investor Presentation | Q3FY24



This presentation and the accompanying slides (the “Presentation”), which have been prepared by **Flair Writing Industries Limited** (the “Company”), have been prepared solely for information purposes and do not constitute any offer, recommendation or invitation to purchase or subscribe for any securities, and shall not form the basis or be relied on in connection with any contract or binding commitment whatsoever. No offering of securities of the Company will be made except by means of a statutory offering document containing detailed information about the Company.

This Presentation has been prepared by the Company based on information and data which the Company considers reliable, but the Company makes no representation or warranty, express or implied, whatsoever, and no reliance shall be placed on, the truth, accuracy, completeness, fairness and reasonableness of the contents of this Presentation. This Presentation may not be all inclusive and may not contain all of the information that you may consider material. Any liability in respect of the contents of, or any omission from, this Presentation is expressly excluded.

Certain matters discussed in this Presentation may contain statements regarding the Company’s market opportunity and business prospects that are individually and collectively forward-looking statements. Such forward-looking statements are not guarantees of future performance and are subject to known and unknown risks, uncertainties and assumptions that are difficult to predict. These risks and uncertainties include, but are not limited to, the performance of the Indian economy and of the economies of various international markets, the performance of the industry in India and world-wide, competition, the company’s ability to successfully implement its strategy, the Company's future levels of growth and expansion, technological implementation, changes and advancements, changes in revenue, income or cashflows, the Company's market preferences and its exposure to market risks, as well as other risks. The Company's actual results, levels of activity, performance or achievements could differ materially and adversely from results expressed in or implied by this Presentation. The Company assumes no obligation to update any forward-looking information contained in this Presentation. Any forward-looking statements and projections made by third parties included in this Presentation are not adopted by the Company and the Company is not responsible for such third-party statements and projections.

All Maps used in the presentation are not to scale. All data, information, and maps are provided "as is" without warranty or any representation of accuracy, timeliness or completeness



Flair Writing Industries Ltd (FWIL) got Listed on 1st December, 2023

Initial Public Offer Details

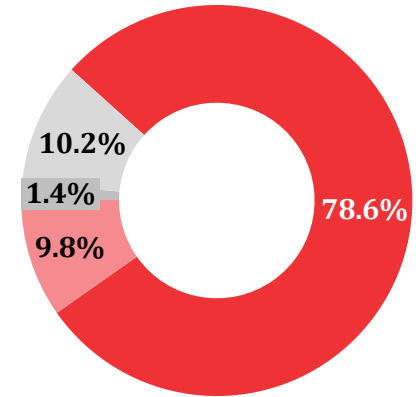
- ✓ Listing done on BSE & NSE
- ✓ IPO Price : ₹ 304 per share (Upper Price Band)
- ✓ Listing Price: **NSE** ₹ 450.90 per share & **BSE** ₹ 452.70 per share
- ✓ Listing day gain of ~49%

Objects of the Issue: Proceeds of ₹ 292 crores to be utilized for -

- Setting up a new manufacturing facility
- Funding capital expenditure & working capital requirements of the company & its subsidiaries
- Repayment/pre-payment, in part or full, of certain borrowings availed by the company & its subsidiaries (**object fulfilled**)
- General Corporate Purpose

Shareholding Pattern

(As on 31st December 2023)



■ Promoters
 ■ DII
 ■ FII
 ■ Public

IPO Subscription













Category	Times Subscribed
QIB	122.02x
NII	35.23x
RII	13.73x
Total	49.28x



COMPANY OVERVIEW



(FY 23)

<p>Extensive Product Portfolio</p>  <p>699 # Of Products</p>	<p>Largest Player in the pens segment in India by revenue – FY23 ₹ 750 crs+</p>  <p>130 crore pcs # Of Pens Sold</p>	<p>Largest Distribution Network in India</p>  <p>7,754 Distributors 315K Wholesalers & Retailers</p>	<p>Global Reach</p>  <p>97 countries Export Footprint</p>	<p>Healthy Geographic Mix in revenue</p>  <p>80 % : 20 % Domestic : Exports</p>
<p>Among Top 3 players in the writing instruments industry with ₹ 915 crs+ sales in FY23</p>  <p>9% Domestic market share* 7% Export market share*</p>	<p>Strong Financial Position</p>  <p>₹ 954 crs Total income</p>	<p>Industry Leading EBITDA & PAT margins</p>  <p>₹ 184 crs EBITDA 19.5% EBITDA Margin</p>   <p>₹ 118 crs PAT 12.5% PAT Margin</p>		<p>Industry Leading RoCE and RoE</p> <p>(% Of Revenue)</p>  <p>31.2% ROE 31.2% RoCE</p> 

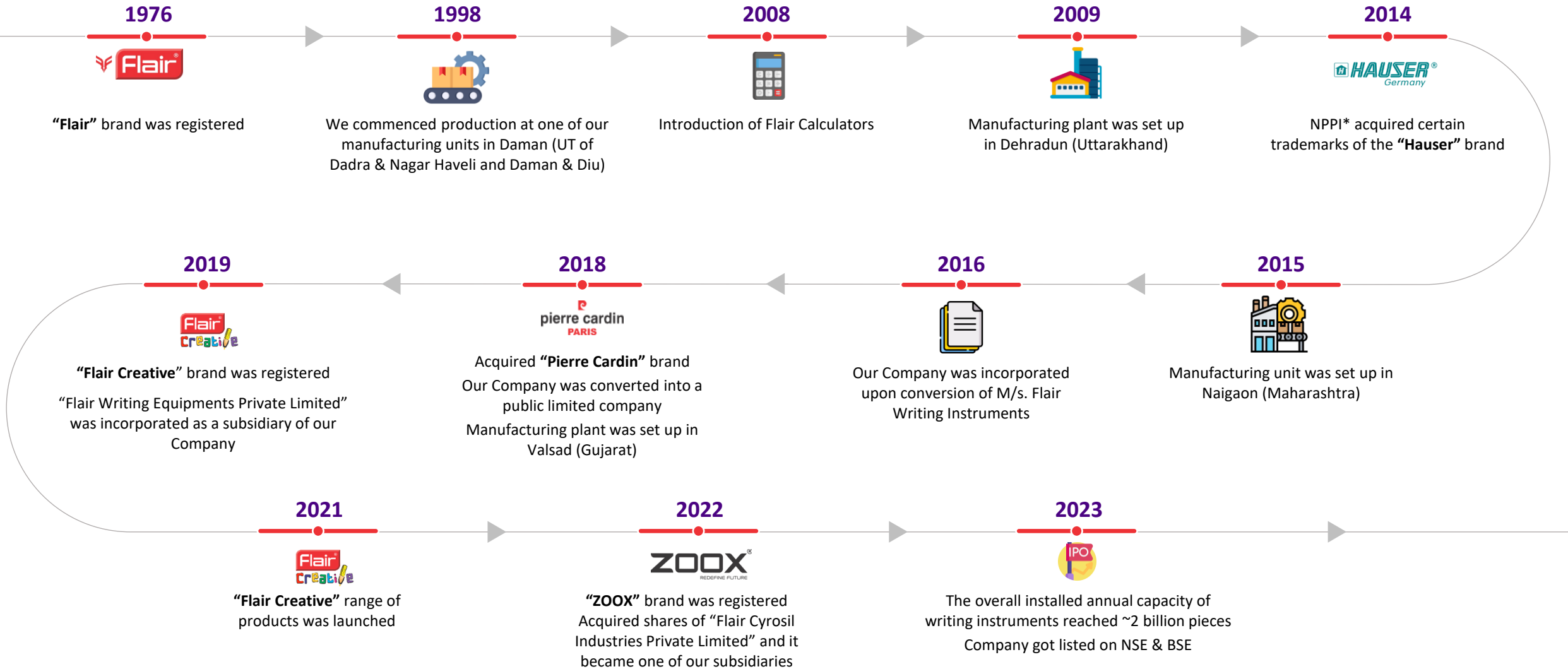
Overall Installed Capacity of 2 billion+ pieces per annum as of Dec 2023

Retail Presence in 2,424 cities/ towns / villages in India as of Dec 2023

Robust Growth of 14% CAGR in FY17 – FY23 period; beating industry trends

Range of Steel Bottles launched with own manufacturing capabilities

Key Milestones



*National Pen and Plastic Industries (“NPPI”) was one of the Erstwhile Partnership Firms, which was converted into FPP IPL on April 25, 2016 and subsequently merged into our Company pursuant to the Scheme.

 **HAUSER**[®]
Germany

Simply Perfect



BUSINESS SEGMENTS



Market Presence Of Over 45 Years

Extensive range of products across various price points and cater to a broad range of consumers, including students, professionals and offices

We manufacture and distribute writing instruments including pens, stationery products and calculators

Writing Instruments

Products are sold under our “Flair” brand, “Flair Creative”, our principal brands “Hauser” and “Pierre Cardin and Recently introduced “ZOOX” in India

FWIL occupied a market share of 7.1% in the export of writing and creative instruments industry, in FY 2023

Company has the largest distributor/dealer network and wholesale/retailer network in India



Diversifying Beyond Pens

Introduced “Flair Creative” in Jan’21 to tap into a newer market with potential to offer standalone & bundled offerings

Offerings include water colours, crayons, sketch, pens, erasers, wooden pencils, geometry boxes, fine liners, sharpeners and scales

Flair Creative

“Flair Creative” crossed ₹ 100 crs+ of revenue within its 2nd year of operation

Envision a higher growth segment driven by shifting consumer preference, portfolio deepening as well as channel fill

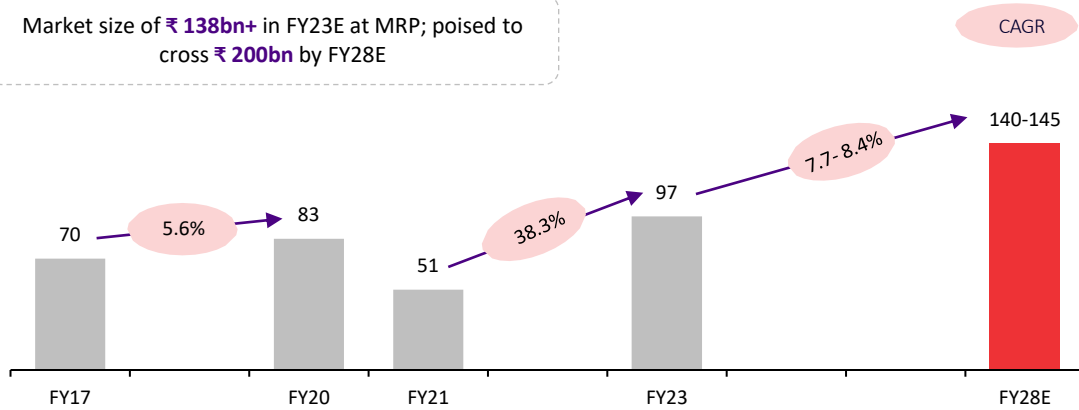
Greater control on quality with planned shift for in-house manufacturing of focused categories after market acceptance



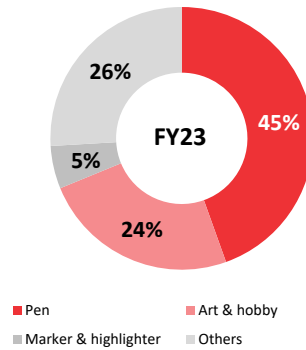
THE INDIAN WRITING AND CREATIVE INSTRUMENTS INDUSTRY IS POISED TO GROW STEADILY...

Indian writing and creative instruments industry, by manufacturers realization (₹bn)

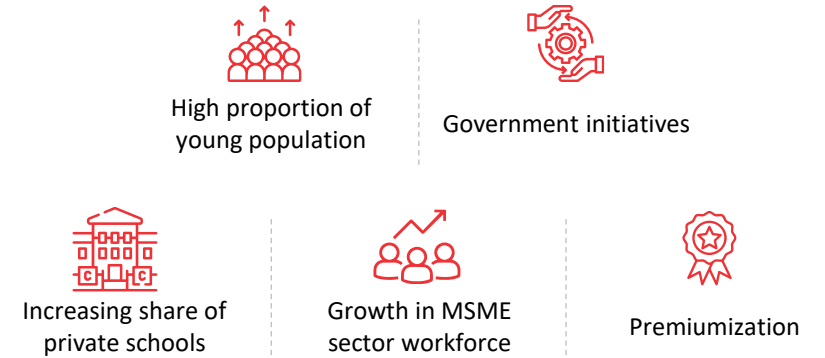
Market size of ₹ 138bn+ in FY23E at MRP; poised to cross ₹ 200bn by FY28E



Breakdown (by product)

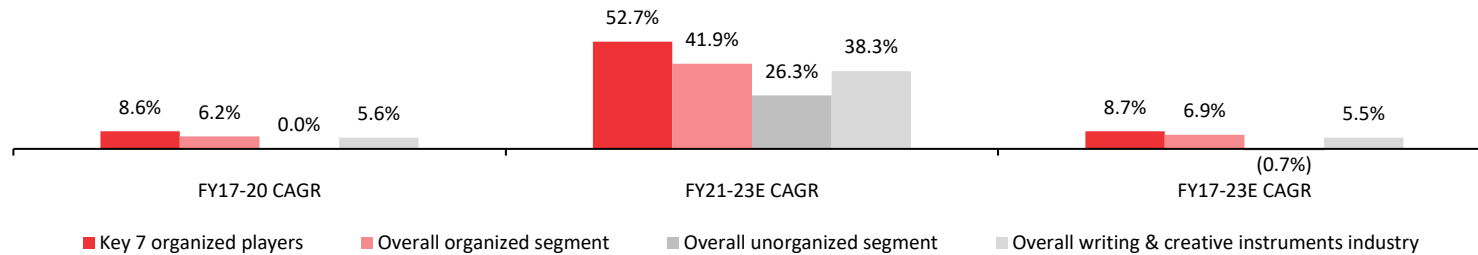


KEY DRIVERS

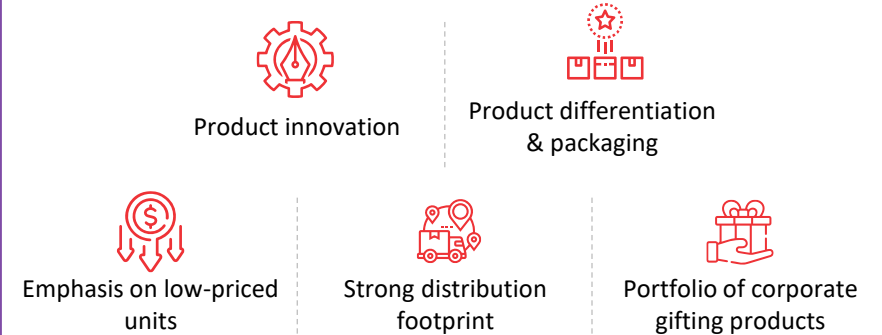


...WITH KEY ORGANIZED PLAYERS OUTPACING THE INDUSTRY CONSISTENTLY

Organized players capture 78%-80% of the market
Key 7 organized players have consistently outpaced the industry in FY17-23E period



SUCCESS FACTOR FOR ORGANIZED PLAYERS

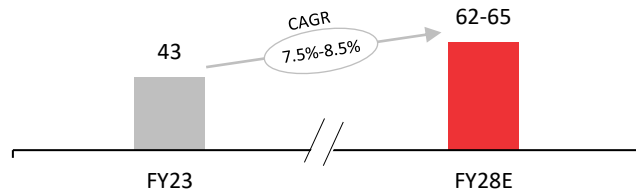


Key Trends within Each Category of the Industry

GROWTH OUTLOOK FOR KEY CATEGORIES

Pen

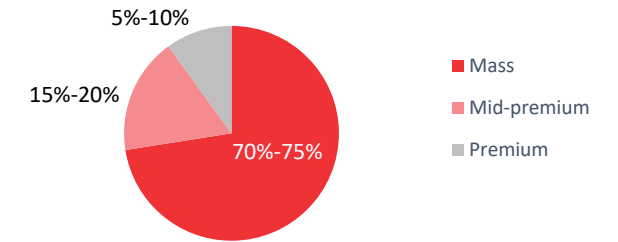
Pen segment market size (INRbn)



Strong drivers in place for the category's success

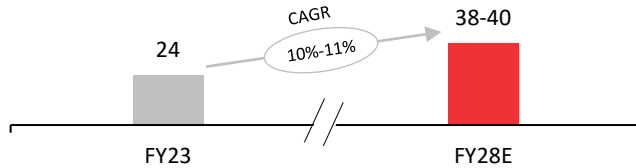
- Premiumisation
- Shifting preference towards pens as a writing instrument
- Post COVID19 shift back to physical coaching centres
- Reopening of offices & schools post COVID19

Breakdown (by price point)*



Art & Hobby

Art & hobby segment market size (INRbn)



Key drivers



Emphasis on extracurricular activities



Shifting preference of students towards arts

Shift caused during COVID19



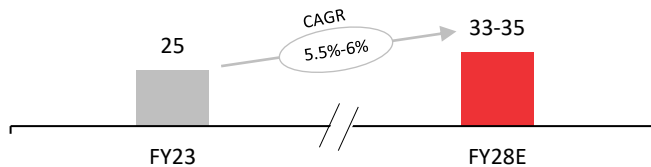
Increased adoption of art as a hobby



New products introduced to cater to young adults & working class

Others

Other segment market size (INRbn)



Accessories

- Driven by growth of total writing instruments
- CAGR of 6.5%-8.5% from FY23-FY28E

Markers & highlighters

- Driven by young individuals entering workforce
- CAGR of 5% – 6.5% from FY23-FY28E

Pencil

- Dominated by wooden variants
- Players offering variants based on use

Leveraging Brand & Quality

FCIPL (subsidiary) is engaged in manufacturing of steel bottles.

Plans to expand into domestic market with a particular focus on modern trade through pricing strategies and design innovation..



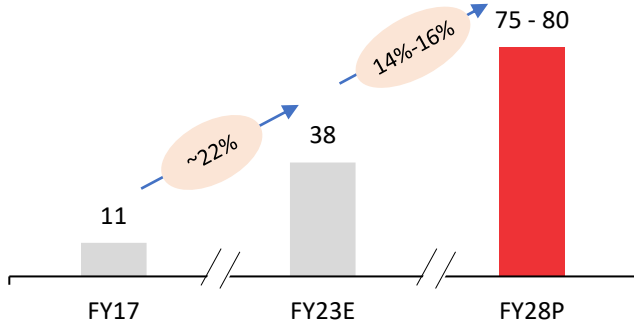
We have received a letter of intent from one of our key OEM customers with whom our Company has a relationship of more than 15 years.

Leverage the strength of the “Flair” brand, our manufacturing & distribution capabilities for houseware & steel bottles complemented by increasing product portfolio – we have 7 new products in pipeline



Steel Bottles Industry Dominated By Unorganized Players Poised To Grow Rapidly

Indian steel bottle market size (₹bn)



Types of steel bottles

Vacuum Steel bottles

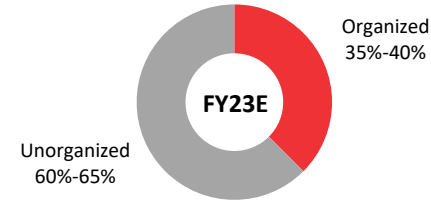


Non-vacuum Steel bottles



Market led by unorganized players

Breakdown (by player type)



Key drivers for the sector

- Safer & hygienic versus plastic
- Environmentally friendly choice
- Offer durability & reusability
- Provides better insulation

Flair's Foray Into Steel Bottles

Import Substitution Opportunity

- Import dependent category due to lower prices of imported products
- Manufacturing process is complex and capital intensive
- Limited number of companies engaged in in-house production
- BIS standard compliance now required for import of steel bottles

Exploring Domestic Opportunities while continuing OEM Manufacturing



Flair's Right to Win

- Set up own manufacturing line and in process of expanding the same
- Possess technical know-how to manufacture quality bottles
- Design Innovations and in house colouring capability
- Already applied for BIS license, result awaited

 **HAUSER**[®]
Germany

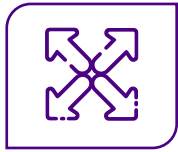
Simply Perfect



KEY STRENGTHS

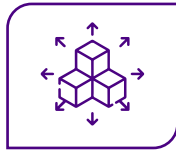


Flair Writing Industries Limited



Largest Player

Largest player in the pens segment in India



Diversified product

Diversified product portfolio across various price points catering to a wide spectrum of consumers



Largest distribution network

Largest pan-India distributor/dealer network and wholesale/retailer network in the writing instruments industry and strong presence in targeted markets abroad



Global Footprint

Ability to partner with international brands and one of the largest exporter of writing and creative instruments in India



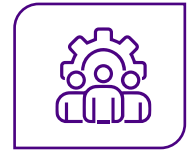
Quality Manufacturing

High-quality manufacturing at a large scale coupled with innovation capabilities



Strong financial performance

Historical track-record of strong financial performance with industry-leading profitability



Experienced Promoters

Experienced Promoters supported by professional senior management team

Largest Player in the Pens Segment in India



01

Largest player

Market leader in the pens category in India with FY23 revenue of over ₹ 750 crs and 9%+ domestic market share

02

Demonstrated higher growth

Outpaced the industry with a CAGR of ~14% in FY17-23 when the market grew by 5.5%

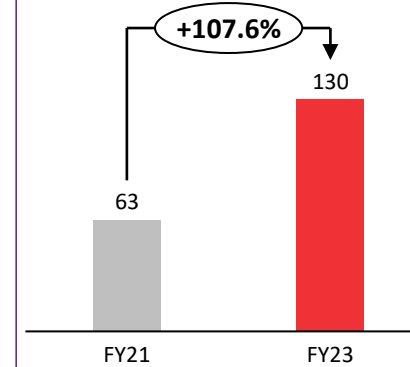
03

Portfolio of iconic brands

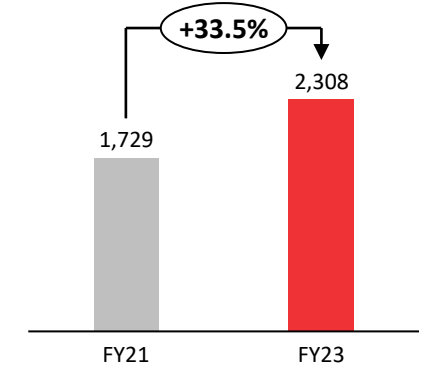


Delivered Strong Volume Growth

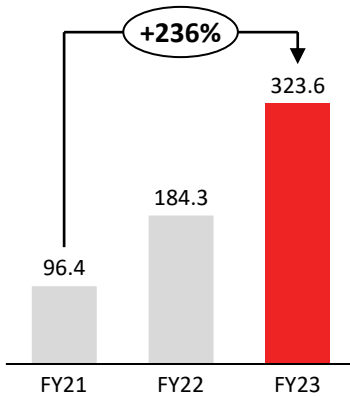
Number of pens sold in FY (in crs)



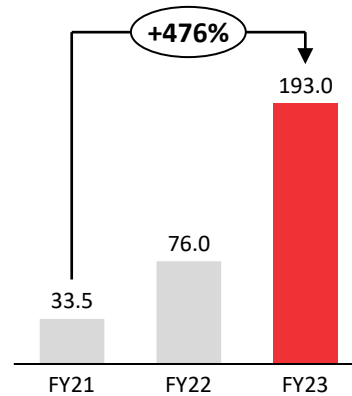
SKUs



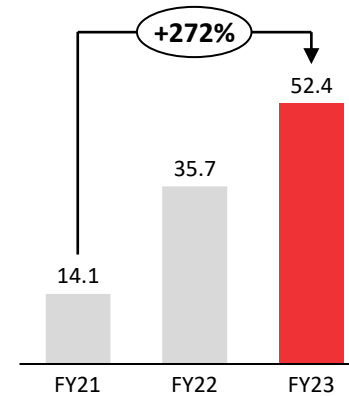
Flair pens revenue (₹ crs)



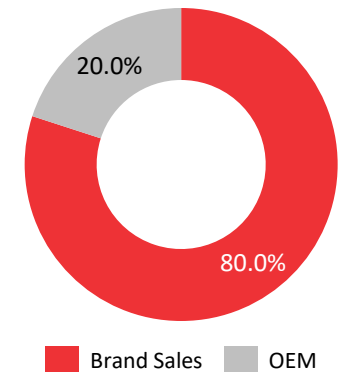
Hauser pens revenue (₹ crs)



Pierre Cardin revenue (₹ crs)



Revenue Breakdown (FY23)



PRODUCTS ACROSS VARIOUS PRICE POINTS



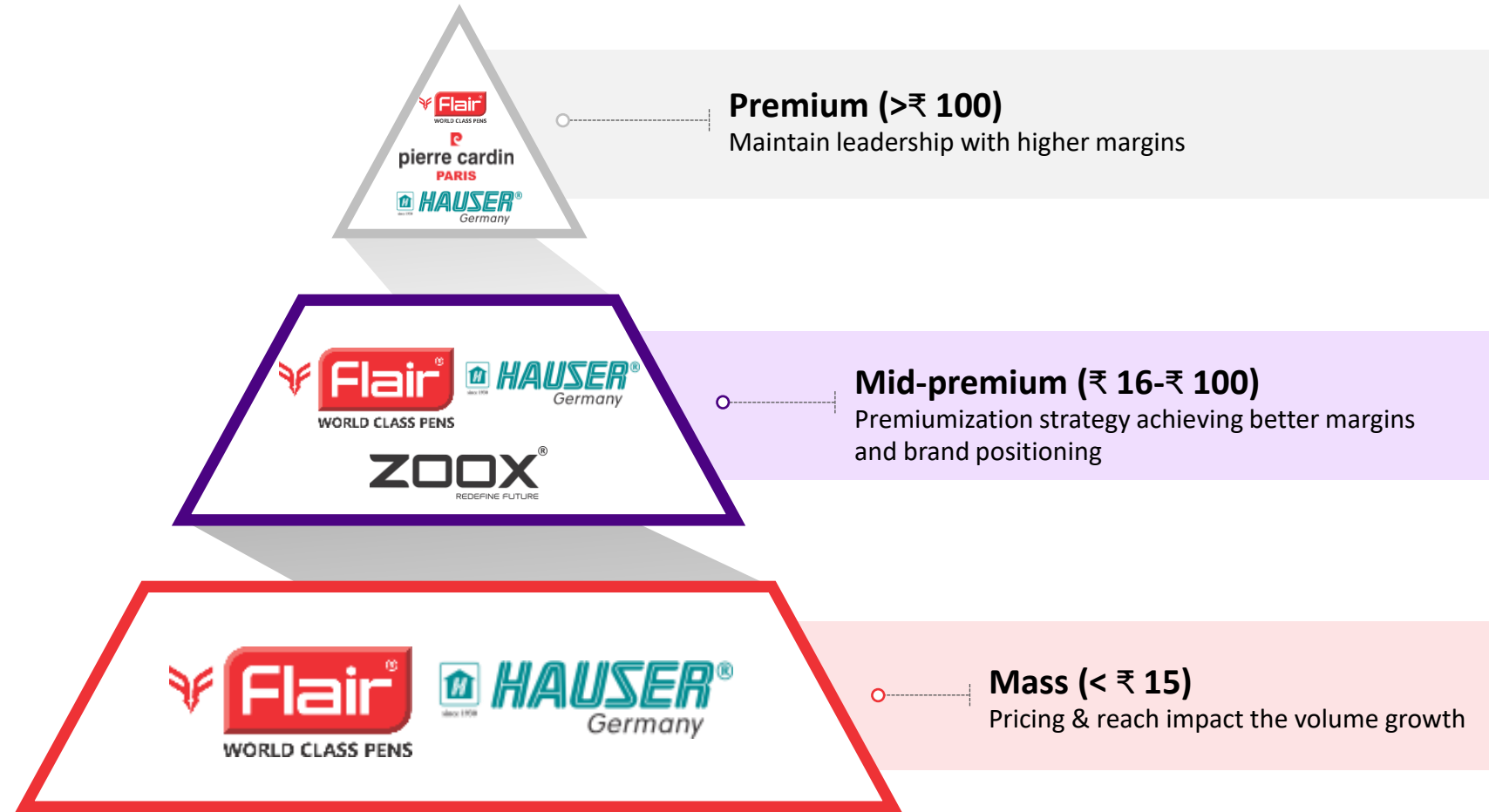
Expanding across price points



Expansion within each price segment is crucial to tap demand at various price points



Launched **151** pen products across various price points in FY23 out of which 71 mid-premium and premium pen and stationery products in FY23



Expanding Product Portfolio led by Innovation in Product



1



Flair Glitter Gel Pen
has a metallic glitter ink effect

2



Flair Woody Ball Pen
has a wooden finish in plastic body

3



Flair Writo-Meter Ball Pen
our longest writing pen and writes up to 10,000 meters

4



Hauser XO Ball Pen
offered in pastel colours

5



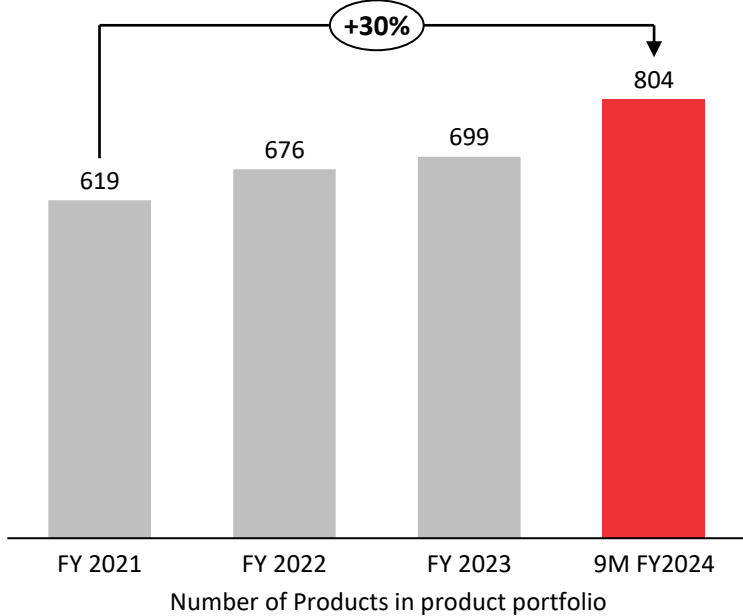
Sunny Ball Pen
has 4-in-1 pen

6



Ezee-Click Ball Pen
a low-viscosity retractable pen

Launched over 100 products since FY23



- Company's research, development and design efforts are enabled by its employees qualified in mechanical engineering, operating moulds and tool and die making and skilled in computer-aided design and other software-designing applications.
- Flair focus on developing designs that meet consumer requirements based on market feedback. Its product design process involves various stages such as product design, prototype development and pen mould design.

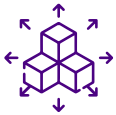
Flair aims to develop innovative technology and focus on innovative designing and automation

LEVERAGING FLAIR'S STRENGTH TO SCALE NEW CATEGORIES – CREATING A LONG-TERM VALUE FOR THE BUSINESS

Flair's Strength



Presence across price points



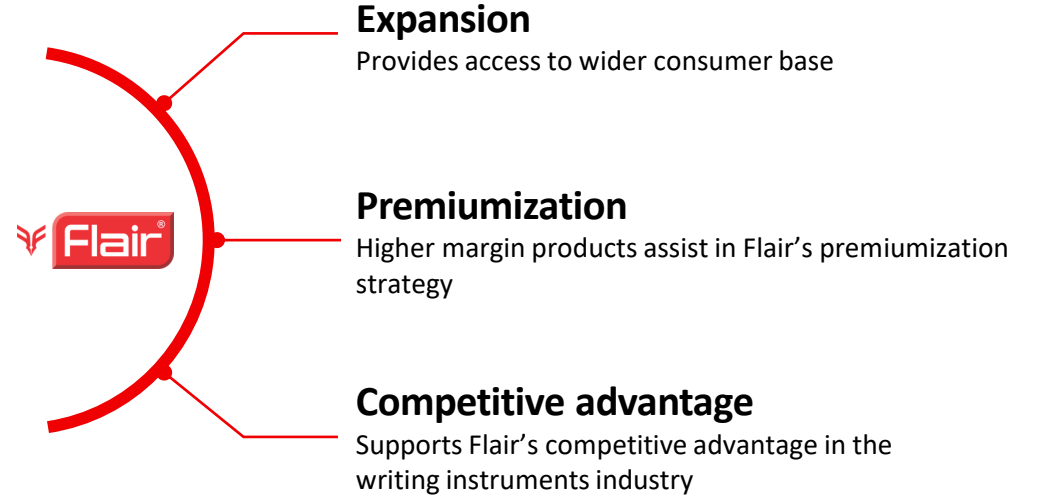
Distribution network



Flair's brand strength



Manufacturing capabilities



Introduced "Flair Creative" in Jan'21 to tap into a newer market with potential to offer standalone & bundled offerings

"Flair Creative" delivered ₹ 112.5 crs+ of revenue in FY23, within its 2nd year of operation



BUILT A QUALITY PRODUCT PORTFOLIO FOR THE NEWER CATEGORIES


Steel Bottles & Houseware Products

Forayed into manufacturing of a wide range of houseware products – bottles, storage containers, cleaning solutions, etc.

Mar'23: Commenced the manufacturing of steel bottles. Received order from a key international OEM customer



11 Strategically Located Manufacturing Plants



Dehradun (Uttarakhand)
2 units, 435mn p.a capacity



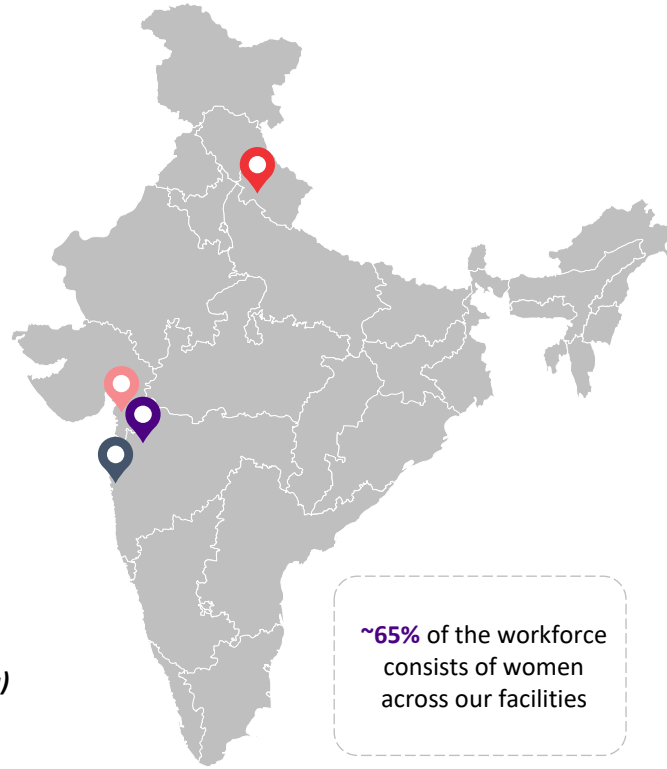
Valsad (Gujarat)
3 units, ~578mn p.a capacity



Naigaon (Maharashtra)
1 unit



Daman (Dadra & Nagar Haveli and Daman & Diu)
5 units, ~1,013mn p.a. capacity

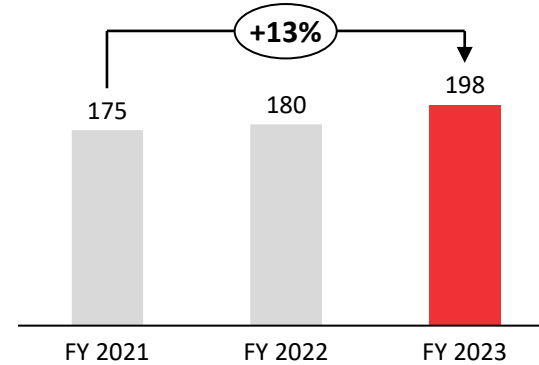


~65% of the workforce consists of women across our facilities

Future focus: Upgrading technology & manufacturing with automatic assembly & packaging machine

Increased Production Capacity To ~2bn Pieces Per Annum

Effective production capacity (crs pieces)



Effective capacity utilization was 74.49% as of FY23.

Given the wide range of colours and different moulds for a vast range of products coupled with several complex components, company can achieve effective capacity utilization in the range of 70% to 80%.

Key Highlights Of Our Advanced Technology

Introduced **automatic and semi-automatic assembly** and packing machines

Use machines imported from Germany, S. Korea, China, Spain, & Switzerland to engage in **high precision manufacturing**

Majority of our operational manufacturing plants are **ISO 9001:2015 certified** and **ISO 14001:2015 certified**

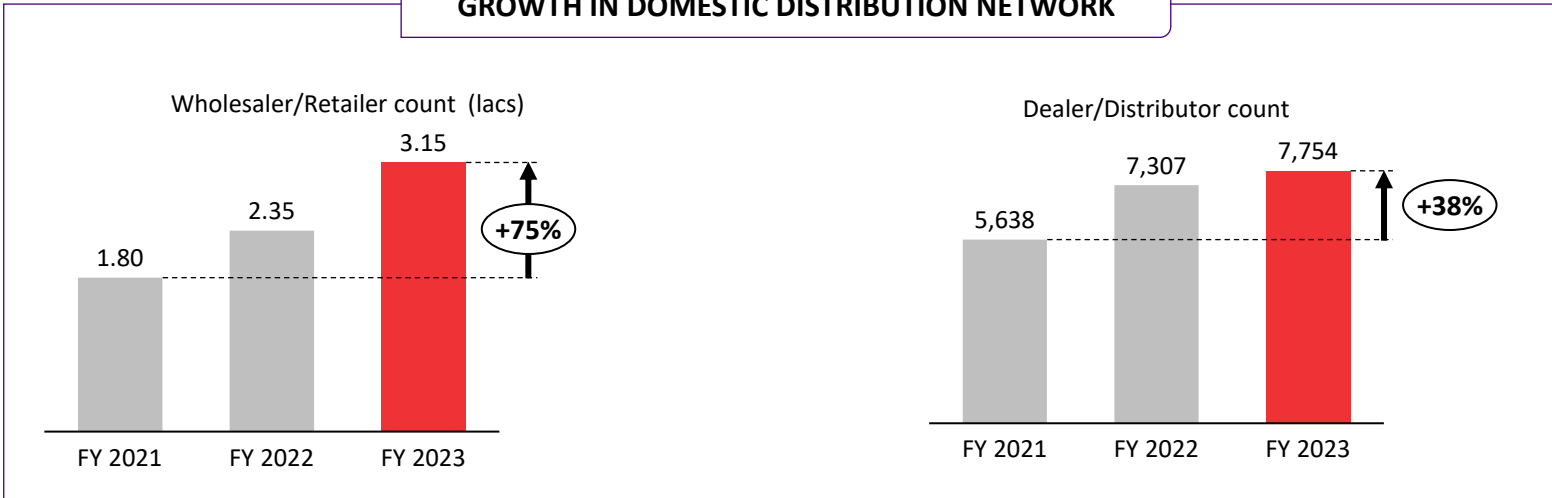
All manufacturing plants are in **proximity to key transportation ports**

All manufacturing plants are **fungible** – most of our products can be manufactured at any operational plant*

We have procured tip manufacturing machines to **manufacture tips in-house** & reduce dependence on external suppliers

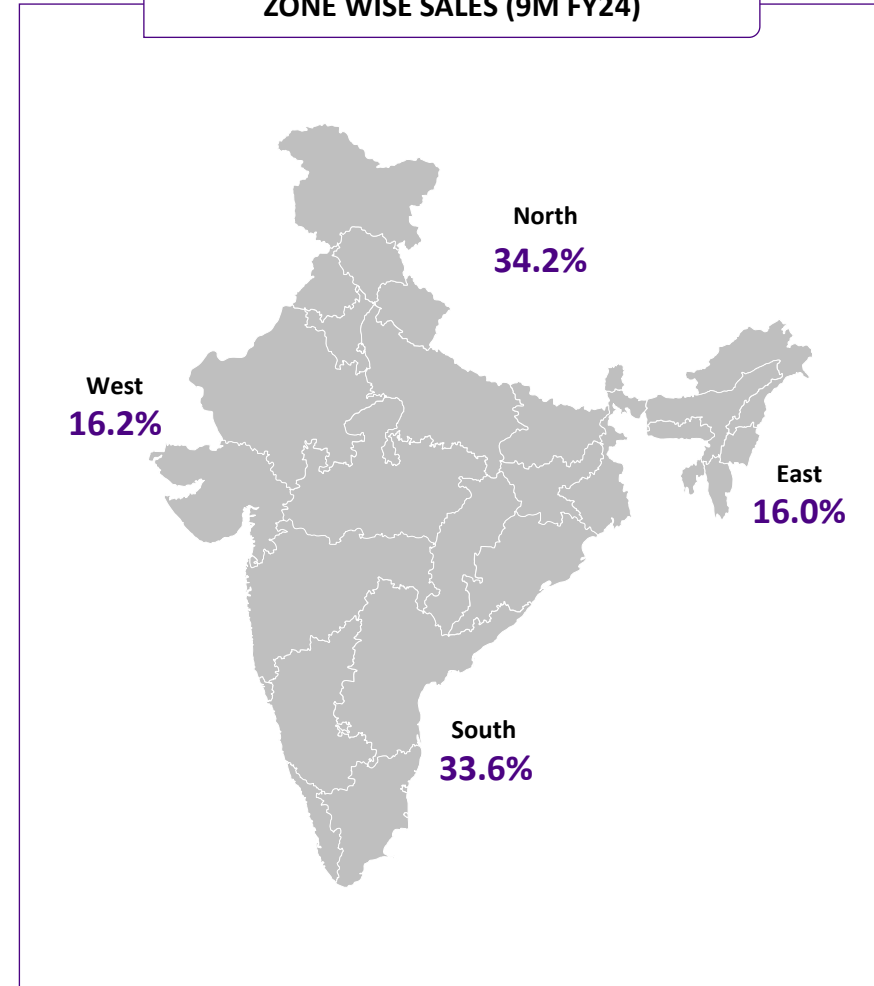
Largest distribution network* amongst key peers lends a strong advantage for Flair in the industry

GROWTH IN DOMESTIC DISTRIBUTION NETWORK



For sales and distribution in India, the company relies on a multi-tiered network comprising super-stockists, distributors, direct dealers, wholesalers and retailers. For exports, Flair engages with third-party distributors on a country-wise or region-wise basis. The company also operates **an in-house super-stockist** for the Mumbai region operated by the Flair Sporty division of the company. The marketing and brand-building initiatives have a 2-fold aim of reaching consumers as well as their distribution partners.

ZONE WISE SALES (9M FY24)



Distribution Network by numbers (as of 31st December 2023)

~25 years average Relationship with top 5 super-stockists	Retail presence In 2,424 cities, towns and villages in India	156 Super-stockists in India (including sporty division)	942 Team strength in S&M division
---	---	---	--

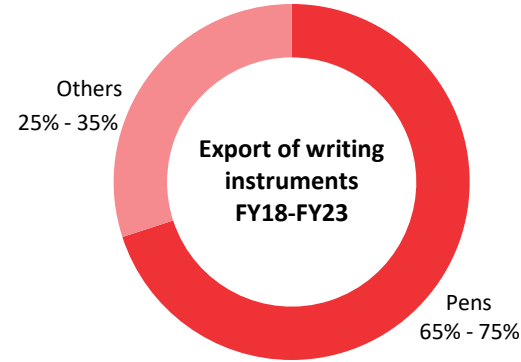
Globally Recognised Export Player with Long Standing Relationships



FLAIR IS A GATEWAY TO INDIA FOR INTERNATIONAL BRANDS

- ✓ Enjoys trust & reliability with reputed international brands
- ✓ Long-standing relationships (15 years+) with leading international companies
- ✓ Known for high-product quality, customer service, manufacturing & engineering capabilities, and sales & distribution network
- ✓ Relationship with 54 international distributors & exporting to 77 countries across the globe
- ✓ Key brands for export markets:
- ✓ Key export destinations (as of FY23): USA Japan UAE Yemen Colombia

EXPORTS IS A SIZEABLE OPPORTUNITY FOR FLAIR

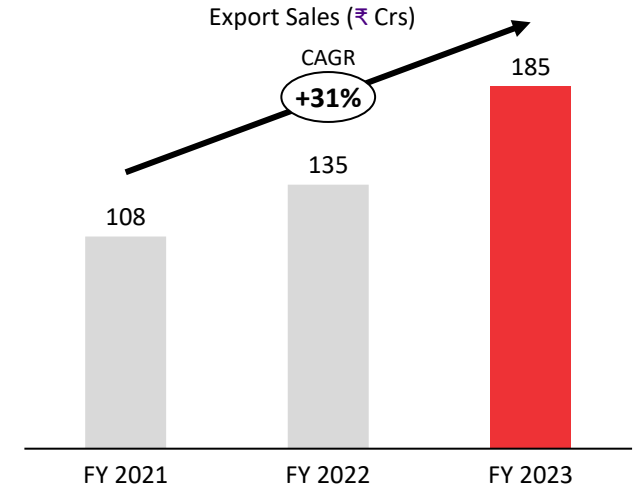


From fiscal 2018 to fiscal 2023, India exported writing and creative instruments worth ~₹ 18 billion per year on average, growing at ~9% CAGR. Of these, pens contributed 65-75% in value terms.



Demonstrated Ability to Partner with International Brands as a Reliable OEM

EXPANDING PRESENCE IN INTERNATIONAL MARKETS



One of the Largest Exporters in the Writing Instruments Industry

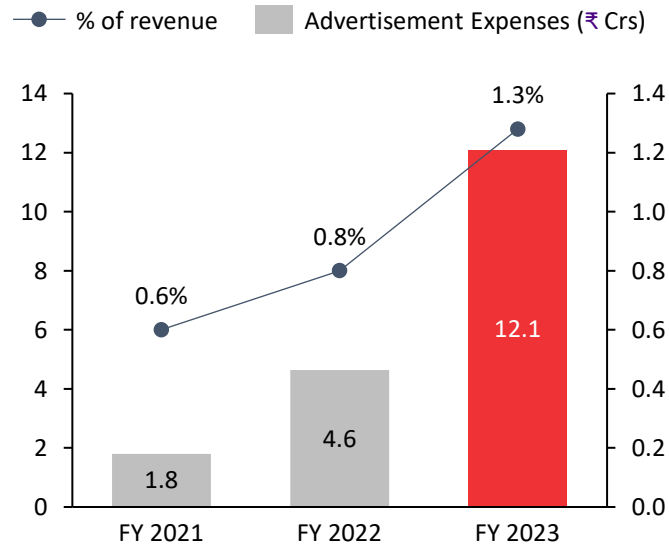
Advertisement and Promotional Activities



Continue to enhance brand awareness and customer loyalty through mass media activities include brand ambassadors and celebrity endorsements, television and print advertisements and social media outreach and direct outreach activities comprise billboards, posters, etc.


Launched advertisement campaigns through celebrity endorsements for our “Flair” and “Hauser” brands.

Promotional expenses increased to improve brand visibility

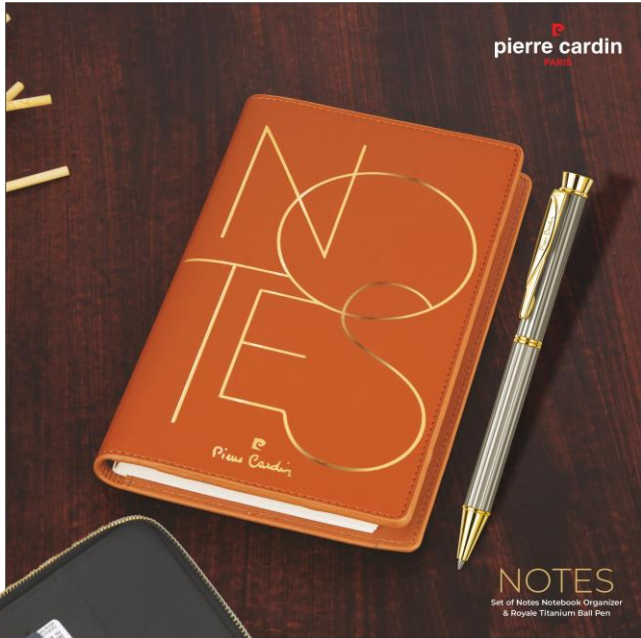


Exhibition & Trade Fair





Product Launches – Q3 FY24



Product Launches – Q3 FY24



Product Launches – Q3 FY24



HAUSER
Germany

ELECTRONIC CALCULATORS

HC-837MT
DESKTOP CALCULATOR

MRP ₹500.00

KEY FEATURES

- 12 Digit Calculator
- 112 Steps Check & Correct
- Dual Power
- Auto Replay
- Big Display
- Square Root Key
- Size : 120 x 150 mm

PACKING DETAILS
10 Pcs. Inner Carton
80 Pcs. Shipper

12 MONTHS WARRANTY

HAUSER
Germany

ELECTRONIC CALCULATORS

HC-750
DESKTOP CALCULATOR

MRP ₹750.00

KEY FEATURES

- 12 Digit Calculator
- 112 Steps Check & Correct
- Auto Power Off
- Auto Replay
- Dual Power
- Grand Total
- Mark Up
- Protected Lid & Solar
- Size : 130 x 185 mm

PACKING DETAILS
10 Pcs. Inner Carton
80 Pcs. Shipper

12 MONTHS WARRANTY

HAUSER
Germany

XO RT
BALL PEN

₹ 10.00 per piece

XtraOrdinary Pens
for an extraordinary you!

HAUSER
Germany

ELECTRONIC CALCULATORS

HC-991MS
SCIENTIFIC CALCULATOR

MRP ₹730.00

KEY FEATURES

- 10+2 Digit Calculator
- Matrix Calculations
- Vector Calculations
- 2-Line Display
- 401 Functions
- Dot Matrix
- 40 Scientific Calculations
- Two Way Power
- Size : 156 x 80 mm

PACKING DETAILS
10 Pcs. Inner Carton
80 Pcs. Shipper

12 MONTHS WARRANTY

HAUSER
Germany

ELECTRONIC CALCULATORS

HC XO-837
DESKTOP CALCULATOR

MRP ₹425.00

KEY FEATURES

- 12 Digit Calculator
- 112 Steps Check & Correct
- Dual Power
- Auto Replay
- Big Display
- Square Root Key
- Size : 120 x 150 mm

PACKING DETAILS
10 Pcs. Inner Carton
80 Pcs. Shipper

12 MONTHS WARRANTY

HAUSER
Germany

XO
JUMBO BALL

LOADED WITH JUMBO Refill

₹ 20.00 Per Piece

XtraOrdinary Pens
for an extraordinary you!





Mr. Khubilal Jugraj Rathod, Chairman

- He has 48+ years of experience in the writing instruments industry
- Received the Lifetime Achievement Award and the Udyog Rattan Award from the Institute of Economic Studies, the Lifetime Achievement Award from The Bombay Fountain Pen Manufacturers and Traders Association, the award for the 'Most Admired Leader' from Herald Global, Inspirational Leaders of New India award from Powerbrands Glam, Las Vegas, USA.



Mr. Vimalchand Jugraj Rathod, Managing Director

- He is a fellow member of the ICAI and holds a B.Com degree from the Bangalore University
- Has 40+ years of experience in the writing instruments industry
- Received "Asia's Most Promising Leader 2015-16" award from World Consulting and Research Corporation, "Award of Appreciation" from the Pen and Stationery Association of India and award from the PlastIndia Foundation
- Previously served as Chairman, Plastic Export Promotion Council & currently Chairman of Pen & Stationery Association of India



Mr. Rajesh Khubilal Rathod, Whole-time Director

- Holds a B. Com degree from the University of Mumbai and has 33+ years of experience in the writing instruments industry
- He heads the international sales and marketing division along with global relationship development



Mr. Mohit Khubilal Rathod, Whole-time Director

- Holds a Bachelor of Arts degree (majoring in business administration) from the Muhlenberg College, Pennsylvania and has 23+ years of experience in the writing instruments industry
- He heads the product development, domestic sales and marketing division



Mr. Sumit Vimalchand Rathod, Whole-time Director

- Holds a Bachelor of Arts degree from the Eckerd College, Florida, a Post Graduate Diploma in Management from the S.P. Jain Institute, Mumbai and has 15+ years of experience in the writing instruments industry
- He heads the new business development, production, process and system management



Mr. Bishan Singh Rawat, Independent Director

- Holds a Bachelor of Science degree from Meerut University and a Bachelor of Laws degree from Garhwal University, Uttarakhand. He is enrolled with the Bar Council of Uttarakhand and is currently a practicing advocate



Mr. Punit Saxena, Independent Director

- He holds a Bachelor of Science degree, an MBA degree from University of Rajasthan, Master of Valuation (Real Estate) degree.
- He was previously associated with UTI Infrastructure, Technology and Services Limited (as its chief executive officer), Unit Trust of India, Jaipur Development Authority, Rajasthan State Industrial Development and Investment Corporation Limited.



Mr. Rajneesh Bhandari, Independent Director

- Holds Bachelor of Technology in Chemical Engineering degree from the IIT, Delhi
- Has experience in the Health Care and Telecommunication Industry



Mr. Manoj Vinod Lalwani, Independent Director

- He holds a Bachelor of Engineering degree from University of Pune, Pune, Maharashtra and completed his Master of Science in Plastics Engineering from University of Massachusetts, Boston, USA
- He has experience in the field of manufacturing filler compounds for plastic polymers.



Ms. Sheetal Bhanot Shetty, Independent Director

- She holds a Bachelor of Arts degree and a Master of Arts degree from the University of Bombay, Mumbai, Maharashtra.

Management Team



Mr. Jatin Chadha, Chief Operating Officer

- He holds a Bachelor of Technology degree in I.T and engineering, a Master of International Business degree.
- He is responsible for strengthening the operations vertical to improve the productivity of the Company



Mr. Mayur Gala, Chief Financial Officer

- He is an associate member of the ICAI and holds Master of Business Administration (Part Time)(Finance) degree.
- He is responsible for the overall finance function in the Company



Mr. Vishal Kishor Chanda, Company Secretary and Compliance Officer

- He is an associate member of the ICSI and holds a M.Com degree, a Bachelor of Laws degree both from the University of Mumbai
- He is responsible for the overall secretarial and statutory compliance in the Company

Our CSR Policy is aimed at demonstrating care for the community and our commitment to create social value. Our Company has undertaken various active CSR initiatives to contribute to the community where we have operations.

We believe in empowerment through employment - ~65% of our workforce is comprised of women.



Supporting education through distribution of laptops, stationery to students from tribal and minority communities. Gifted a school bus to a school in Rajasthan.



Awards



2020-21
Award for Top Exporter to the Company from the PEPC in the category for writing instruments



2020-21
Award for Top Exporter to the Company from the PEPC in the category for writing instruments



2019-20
Award for Top Exporter to the Company from the PEPC in the category for writing instruments



2018-19
Export Award to the Company from the PEPC in the category for writing instruments (excluding parts)



2017-18
Award for Second Best Exporter to the Company from the PEPC in the category for writing instruments



2016-17
Award for No. 1 Exporter to the Flair Group of Companies from the WIMO



2015-16
Award for No. 1 Exporter to the Flair Group of Companies from the WIMO



2015-16
Export Excellence Award for No. 1 Exporter to FPIPL from the BFPMTA



2014-15
Award for No. 1 Exporter to the Flair Group of Companies from the WIMO



2014-15
Export Excellence Award for No. 1 Exporter to the Flair Group of Companies from the BFPMTA



2013-14
Most Valuable Brand 2014 award in the category of Gems, Jewellery and Accessories from WCRC



2012-13
Asia's Most Promising Brands from WCRC



2010-11
Award for No. 1 Exporter to the Flair Group of Companies from the BFPMTA



2009-10
Award for No. 1 Exporter to the Flair Group of Companies from the BFPMTA



2008-09
Award for No. 1 Exporter to the Flair Group of Companies from the BFPMTA



WAY FORWARD





Product portfolio

- Aim to strengthen and expand our existing product portfolio by growing across price segments
- Leverage the ability to scale-up or refine product lines as per market demand
- Diversifying our product range by expanding into stationery products market



Premiumization

- Emphasis on Mid-premium Segment and Premium Segment to increase margins
- Already set-up dedicated marketing team for “Pierre Cardin” and changed packaging
- Premiumization strategy already in play as growth witnessed in realization per piece



Enhance capacity

- Increase production capacity to drive further volume growth
- Develop innovative technology and focus on innovative designing and automation
- Intend to set up a new manufacturing facility at District Valsad, Gujarat



Strengthen presence

- Expand to high margin markets
- Aim to further increase sales of the “Pierre Cardin” and “ZOOX” brands of pens in the Middle East markets
- Exploring new exports horizon in Middle East, Japan & Latam for other segments



Distribution network

- Deepen sales & distribution network by strategic incentivization and product-specific schemes
- Increase sales through each channel including e-commerce and modern retail, including hypermarkets, supermarkets
- Team structure changed to ensure equi-focus on Pens & Creatives segment



Strengthen brands

- Aim to strengthen and expand our existing product portfolio by growing across price segments
- Leverage the ability to scale-up or refine product lines as per market demand
- Conduct meaningful promotional activities via advertisements and trade fairs

 **HAUSER**®
Germany

Simply Perfect



FINANCIAL HIGHLIGHTS





**Mr. Vimalchand Rathod,
Managing Director**

Commenting on the Results, Mr. Vimalchand Rathod , MD said, -

“The quarter was a mixed bag with challenges on the OEM front and positives in our brands as we took some important business decisions. **Revenue from our own brands remained our shining stars growing in both domestic & exports market throughout the year.** Majority of our **own brands experienced double digit growth**; year to date, in domestic market thus going from strength to strength. The quarter was particularly well for Pierre Cardin & Hauser as **customers continued to choose us as a quality & premium gifting option** during the festive seasons. With 30 new product launches during the quarter, we have now crossed the milestone of adding more than 100 new products for 9MFY24 and is **the largest increase in our portfolio since FY21.**

We remain very upbeat on the prospects of our steel bottles segments and to this effect we have decided to **enter the domestic market through modern trade** and the initial response looks very promising. We’ve also **applied for BIS license** for our steel bottles and are awaiting results for the same.

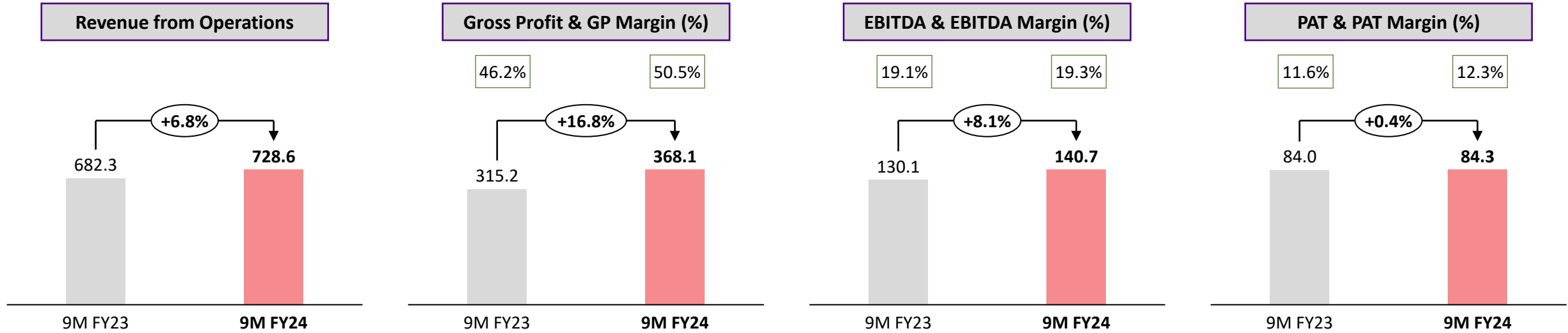
With our OEM partners experiencing macroeconomic headwinds in the western economy, muted domestic demand combined with Red Sea crisis; it meant **our OEM & export segment were affected due to lack of underlying demand from OEM partners.** However, we are confident that this **situation is transient in nature** and remain hopeful of their demand revival in the upcoming quarters.

We have a **renewed sense of focus for driving overall business** in our domestic and export markets through new tie-ups, business model, channel fill & expansion as well as backward integration of market accepted products. We’ve set our eyes towards new horizons in exports and are actively exploring avenues for growth in these markets. We remain steadfast on our **vision to be the go-to brand for writing and creative products** across consumer age and preference; building on the goodwill and trust garnered over the years.

9MFY24 Key Performance Metrics



₹ in Crs



Financial Highlights

- **Consolidated Revenue from Operations grew by 7%** to Rs. 729 Crs
- **Gross Profit increased by 17%** to Rs 368 Crs as margin expanded from 46.2% to 50.5%
- **EBITDA improved by 8%** and reached Rs. 141 Crs at an EBITDA margin of 19.3%
- **PAT stable** at Rs. 84.3 Crs thus PAT margin at 11.6%

Operational Highlights

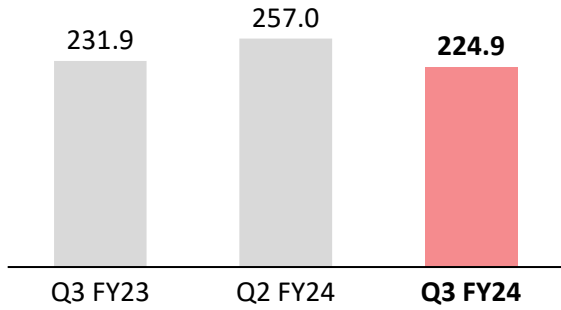
- **Introduced 30 new products** across different brands during the quarter, year to date we have 804 products in our portfolio
- **Widened our distribution base by adding 11 super stockist** in Q3FY24. Total count now stands at 156 super stockists.
- **Sales and Marketing Team strengthened with 36 new personnel** added to the previous headcount of 906.

Q3 FY24 Key Performance Metrics

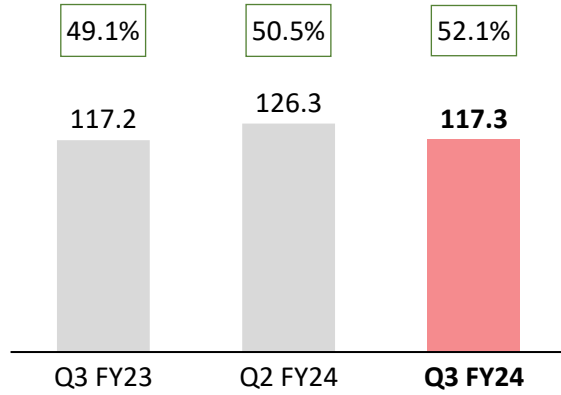


₹ in Crs

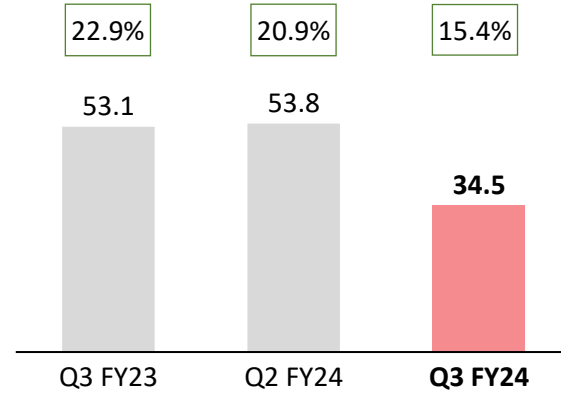
Revenue from Operations



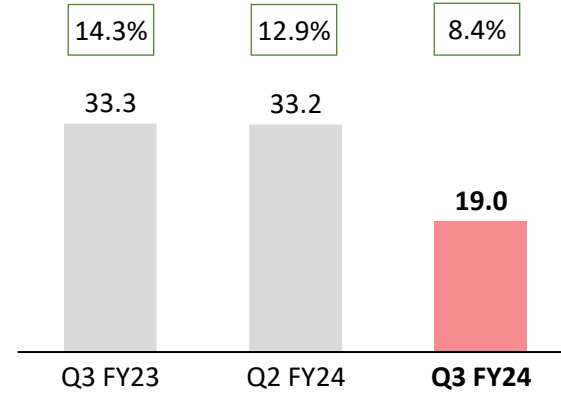
Gross Profit & GP Margin (%)



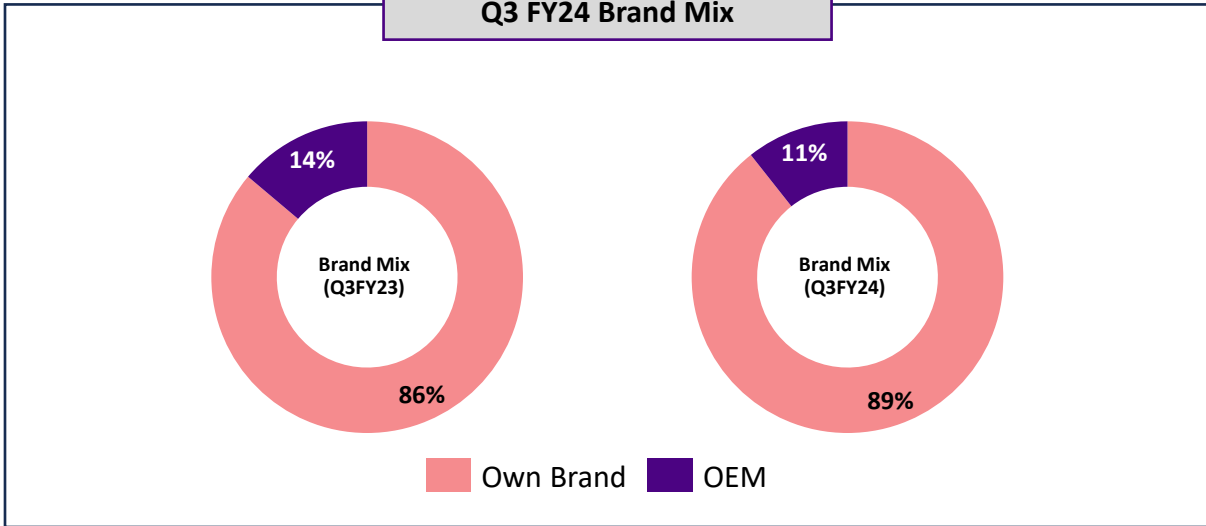
EBITDA & EBITDA Margin (%)



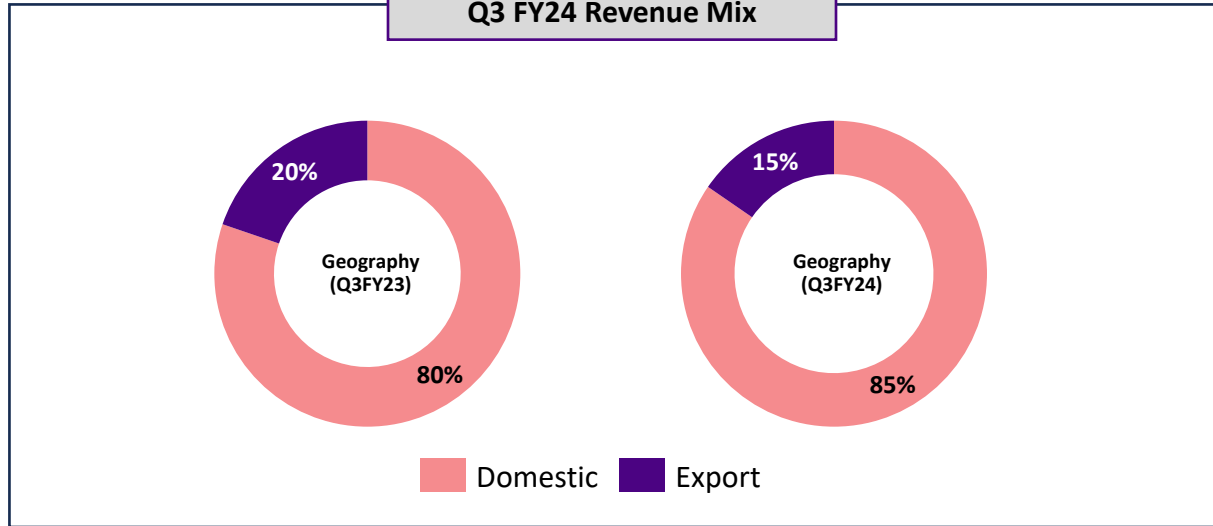
PAT & PAT Margin (%)



Q3 FY24 Brand Mix



Q3 FY24 Revenue Mix





Positives

Our **own brands experienced volume led growth** in both domestic and export markets year to date – a testament of the continued support and acceptance by the consumers of our brands. **The growth in the domestic market was in high double digits.**

As a further corollary – **revenue from own brands grew year to date by double digits** with **Hauser experiencing very high growth. Pierre Cardin grew for the quarter on account of festive giftings.**

Despite pricing pressures, we managed to **improve our gross profit margins sequentially as well as year on year** for Q3 & 9MFY24. Gross Profit margin improved by **161 bps YoY & 299 bps QoQ to 52.1%** for Q3FY24. Increase was more pronounced for 9MFY24 where margin improved by **432 bps to reach 50.5%.**



Challenges

The OEM business experienced degrowth on account of **lack of offtake by our OEM partners** as they themselves were affected by a sluggish US & European economy and the Red Sea crisis.

While a decrease in our topline put pressure on EBITDA & EBITDA margin – **lower volume in OEM meant company could not effectively utilise its operating leverage**

Rise in Operating expenses dragged profitability- on account of heightened freight charges due to Red Sea crisis, rise in employee expenses as headcount expanded, increase in depreciation yoy as new assets were put to use


Consolidated Profit & Loss Statement – Q3 & 9M FY24



Profit & Loss Statement (₹ in crs)	Q3 FY24	Q3 FY23	Y-o-Y	Q2 FY24	Q-o-Q	9M FY24	9M FY23	Y-o-Y
Revenue from Operations	224.9	231.9	-3.0%	257.0	-12.5%	728.6	682.3	6.8%
Cost of Materials Consumed	116.4	140.7		125.9		383.8	380.1	
Purchase of stock-in-trade	1.7	1.8		2.2		5.0	4.1	
Changes in Inventories of Finished Goods and Work in Progress	-10.5	-27.8		2.6		-28.3	-17.2	
Gross Profit	117.3	117.2	0.1%	126.3	-7.2%	368.1	315.2	16.8%
GP %	52.1%	50.5%		49.1%		50.5%	46.2%	
Employee Benefits Expense	38.0	30.2		36.0		109.0	88.1	
Other Expenses	44.7	33.9		36.5		118.4	97.0	
Share of Profit of Joint Venture (net of tax)	-	-		-		-	-	
EBITDA	34.5	53.1	-34.9%	53.8	-35.8%	140.7	130.1	8.2%
EBITDA %	15.4%	22.9%		20.9%		19.3%	19.1%	
Depreciation and Amortisation Expense	9.5	7.1		9.0		26.8	20.2	
Other Income	3.9	2.5		2.7		8.4	10.3	
EBIT	29.0	48.5	-40.2%	47.6	-39.0%	122.3	120.2	1.8%
Finance Costs	2.9	2.6		3.3		9.0	7.0	
PBT	26.1	45.9	-43.1%	44.2	-41.0%	113.3	113.2	0.1%
Total Tax Expense	7.1	12.7		11.1		29.0	29.3	
Profit for the period	19.0	33.3	-42.9%	33.2	-42.7%	84.3	84.0	0.4%
PAT %	8.4%	14.3%		12.9%		11.6%	12.3%	

Flair[®] Creative

Unlimited Fun!



ANNEXURE

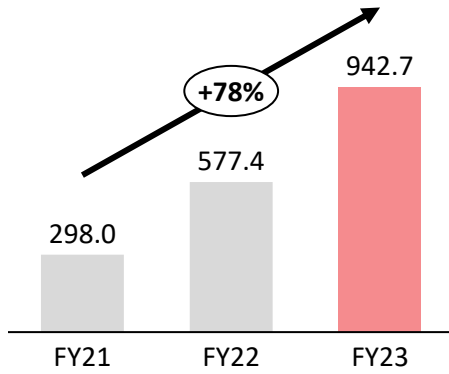


Performance in Charts



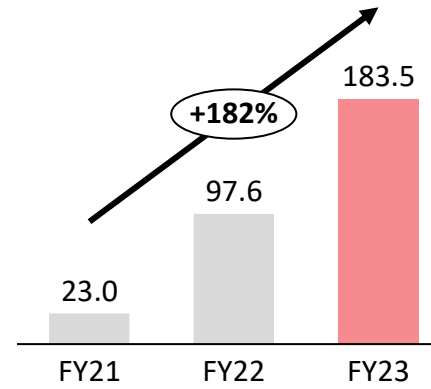
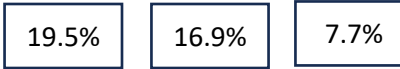
Revenues

₹ in Crs



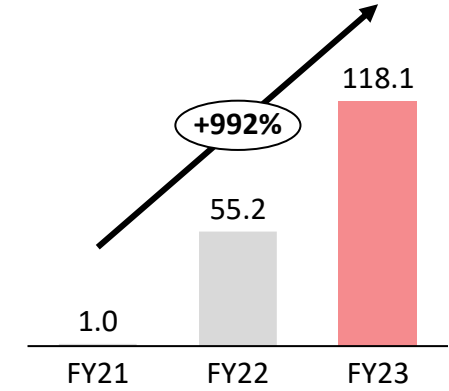

EBITDA & EBITDA %

₹ in Crs

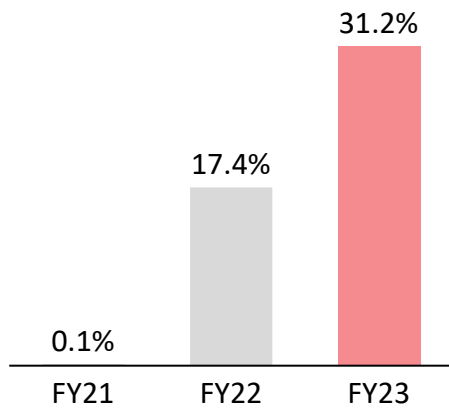


PAT & PAT %

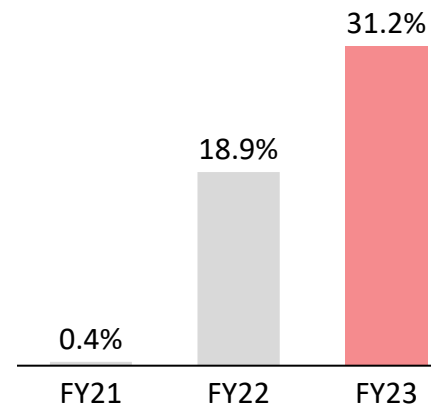
₹ in Crs



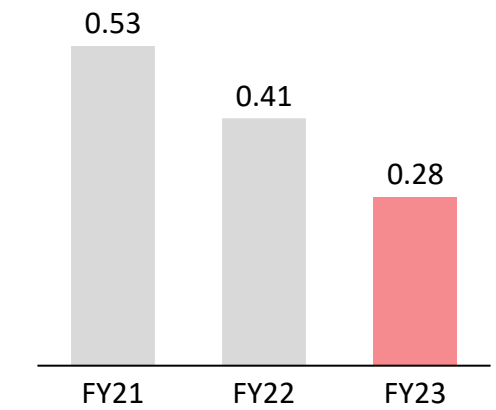
RoCE (%)



RoE (%)



*Debt to Equity (x)



*Debt includes Current & Non-Current Borrowings and Lease Liabilities. Equity includes Net Worth

Historical Consolidated Profit & Loss Statement



Particulars (₹ in crs)	FY23	FY22	FY21
Revenue from Operations	942.7	577.4	298.0
Cost of Materials Consumed	508.2	333.6	146.1
Purchase of stock in trade	6.2	4.7	4.8
Changes in Inventories of Finished Goods and Work in Progress	-5.5	-30.2	15.6
Gross Profit	433.9	269.2	131.6
GP %	46.0%	46.6%	44.2%
Employee Benefits Expense	117.3	87.8	58.4
Other Expenses	133.0	83.8	50.2
Share of Profit of Joint Venture (net of tax)	-	-	-
EBITDA	183.5	97.6	23.0
EBITDA %	19.5%	16.9%	7.7%
Other Income	11.6	10.2	12.9
Depreciation and Amortisation Expense	27.3	24.4	22.4
EBIT	167.8	83.4	13.4
Finance Costs	9.0	10.0	11.3
PBT	158.8	73.4	2.1
Total Tax Expense	40.7	18.3	1.1
Profit for the year	118.1	55.2	1.0
PAT %	12.5%	9.6%	0.3%

Historical Balance Sheet



EQUITY & LIABILITIES (₹ in crs)	Mar-23	Mar-22	Mar-21
(a) Equity Share Capital	46.7	23.3	23.3
(b) Other Equity	388.3	293.6	238.3
(c) Non-controlling interest	0.3	0.0	0.0
Total Equity	435.2	317.0	261.6
Non-Current Liabilities			
(a) Financial Liabilities			
(i) Borrowings	41.8	73.4	111.6
(ii) Lease liabilities	6.8	1.4	4.4
(iii) Other Financial Liabilities	0.3	1.3	3.2
(b) Provisions	6.3	6.1	5.3
(c) Deferred tax Liabilities (Net)	9.6	9.5	10.2
(d) Other Non Current Liabilities	0.3	0.3	0.3
Total Non-Current Liabilities	65.0	92.0	135.0
(a) Financial Liabilities			
(i) Borrowings	73.8	52.9	18.7
(ii) Lease Liabilities	1.1	3.0	3.2
(iii) Trade Payables (total of MSME & Other than MSME)	63.6	50.3	41.1
(iv) Other Financial Liabilities	20.4	19.6	14.0
Other current liabilities	10.9	7.7	2.3
Provisions	7.7	5.6	4.8
Income tax liabilities (net)	6.5	9.4	0.1
Total Current Liabilities	184.0	148.6	84.1
TOTAL EQUITY & LIABILITIES	684.2	557.5	480.7

ASSETS (₹ in crs)	Mar-23	Mar-22	Mar-21
(a) Property, plant and equipment	240.1	190.1	176.4
(b) Capital Work-in-Progress	1.6	1.8	0.0
(c) Right-of-Use Assets	7.5	3.6	6.5
(d) Intangible Asset	2.0	2.4	2.7
(e) Goodwill	0.4	0.0	0.0
Financial Assets			
(a) Loans	0.0	0.0	0.0
(b) Other Financial Assets	5.6	2.2	2.0
Deferred tax assets	0.0	0.0	0.0
Income tax assets (net)	0.1	0.1	0.0
Other Non-Financial Assets	16.4	5.1	6.6
Total Non-Current Assets	273.6	205.2	194.3
(a) Inventories	213.8	184.3	131.4
(b) Financial Assets			
(i) Investments	0.0	0.0	16.3
(ii) Trade Receivable	170.7	147.0	115.8
(iii) Cash and Cash Equivalents	0.8	0.3	0.7
(iv) Bank balances other than above	0.0	0.0	0.0
(v) Loans	0.3	0.2	0.2
(vi) Other financial assets	0.8	0.3	0.2
(c) Other current assets	24.2	20.2	21.8
Total Current Assets	410.6	352.3	286.4
TOTAL ASSETS	684.2	557.5	480.7

Consolidated Cash Flow Statement



Particulars (₹ in crs)	Mar-23	Mar-22	Mar-21
Profit before Tax	158.8	73.4	2.1
Adjustment for Non-Operating Items	-36.3	-32.6	-28.6
Operating Profit before Working Capital Changes	195.1	106.1	30.8
Changes in Working Capital	-55.3	-60.3	29.8
Cash Generated from Operations	139.8	45.8	60.6
Less: Direct Taxes paid	-43.4	-10.8	-0.2
Net Cash from Operating Activities	96.4	35.0	60.4
Cash Flow from Investing Activities	-73.6	-19.5	-15.8
Cash Flow from Financing Activities	-22.3	-15.9	-47.5
Net increase/ (decrease) in Cash & Cash equivalent	0.5	-0.3	-2.9
Add: Cash and cash equivalents pursuant to business combination	-0.1	-	-
Add: Cash and cash equivalents as at 1 st April	0.3	0.7	3.6
Add: Net effect of exchange gain on cash and cash equivalents	-	-	-
Cash and cash equivalents as at 31st March	0.8	0.3	0.7

COMPANY :



Flair Writing Industries Limited

CIN : U51100MH2016PLC284727

Mr. Mayur Gala (Chief Financial Officer)

Email: mayur@flairpens.com

www.flairpens.com

INVESTOR RELATIONS ADVISORS :



Orient Capital (a division of Link Group)

Mr. Irfan Raean
+91 9773778669
irfan.raean@linkintime.co.in

Mr. Devansh Dedhia
+91 9930147479
devansh.dedhia@linkintime.co.in

Thank You

