

Ref: AKSHAR/SE/2018-19/1806/10

June 2, 2018

To,
Deputy General Manager
Department of Corporate Services
BSE Limited
25th Floor, P. J. Towers
Dalal Street
Mumbai – 400 001
Scrip Code: 524598

To,
The General Manager (Listing)
National Stock Exchange of India Ltd.
5th Floor, Exchange Plaza,
Bandra Kurla Complex,
Bandra (East),
Mumbai – 400 051
Company Symbol: AKSHARCHEM

To
Secretary
Ahmedabad Stock Exchange Limited
Kamdhenu Complex
Opp. Sahajanand College,
Panjara Pole, Ambawadi
Ahmedabad - 380 015
Scrip Code : 6408

SUB: INVESTOR PRESENTATION – JUNE, 2018

REF: REGULATION 30 OF SEBI (LISTING OBLIGATIONS AND DISCLOSURE REQUIREMENTS) REGULATIONS, 2015

Dear Sir/Madam,

Pursuant to Regulation 30 of SEBI (Listing Obligations and Disclosure Requirements) Regulations, 2015, we are enclosing hereby a copy of the Investor Presentation –June, 2018.

The aforesaid Investor Presentation – June, 2018 will also be uploaded on the website of the Company i.e. www.aksharchemindia.com

This is for your information and record.

Thanking you,

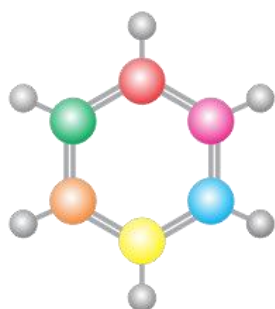
Yours faithfully,
For, **AKSHARCHEM (INDIA) LIMITED**


Meet Joshi
Company Secretary

Encl: As above

AksharChem India Ltd.
"Akshar House" Chhatral - Kadi Road, Indrad-382 715. Mehsana, India.
Tele: 91-2764 233 007-10 • Fax: 91-2764 233 550 • Email: admin@aksharchemindia.com





AksharChem[®]

AksharChem (India) Limited

Investor Presentation - June 2018



Safe Harbor

This presentation and the accompanying slides (the “Presentation”), which have been prepared by **AksharChem (India) Limited** (the “Company”), have been prepared solely for information purposes and do not constitute any offer, recommendation or invitation to purchase or subscribe for any securities, and shall not form the basis or be relied on in connection with any contract or binding commitment what so ever. No offering of securities of the Company will be made except by means of a statutory offering document containing detailed information about the Company.

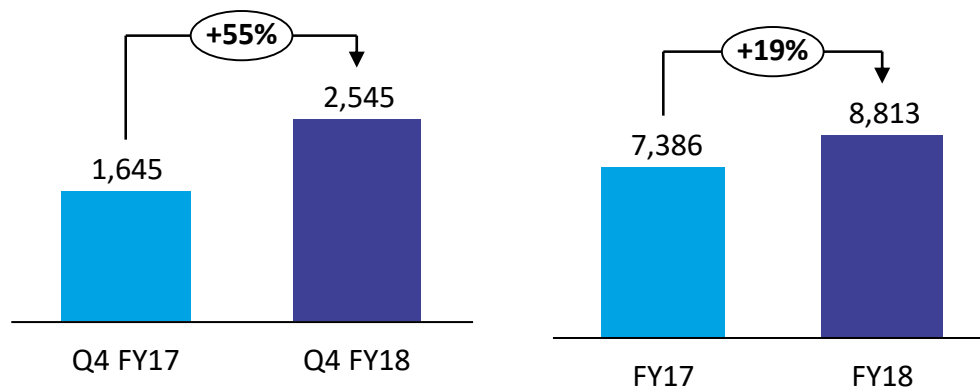
This Presentation has been prepared by the Company based on information and data which the Company considers reliable, but the Company makes no representation or warranty, express or implied, whatsoever, and no reliance shall be placed on, the truth, accuracy, completeness, fairness and reasonableness of the contents of this Presentation. This Presentation may not be all inclusive and may not contain all of the information that you may consider material. Any liability in respect of the contents of, or any omission from, this Presentation is expressly excluded.

Certain matters discussed in this Presentation may contain statements regarding the Company’s market opportunity and business prospects that are individually and collectively forward-looking statements. Such forward-looking statements are not guarantees of future performance and are subject to known and unknown risks, uncertainties and assumptions that are difficult to predict. These risks and uncertainties include, but are not limited to, the performance of the Indian economy and of the economies of various international markets, the performance of the industry in India and world-wide, competition, the company’s ability to successfully implement its strategy, the Company’s future levels of growth and expansion, technological implementation, changes and advancements, changes in revenue, income or cash flows, the Company’s market preferences and its exposure to market risks, as well as other risks. The Company’s actual results, levels of activity, performance or achievements could differ materially and adversely from results expressed in or implied by this Presentation. The Company assumes no obligation to update any forward-looking information contained in this Presentation. Any forward-looking statements and projections made by third parties included in this Presentation are not adopted by the Company and the Company is not responsible for such third party statements and projections.

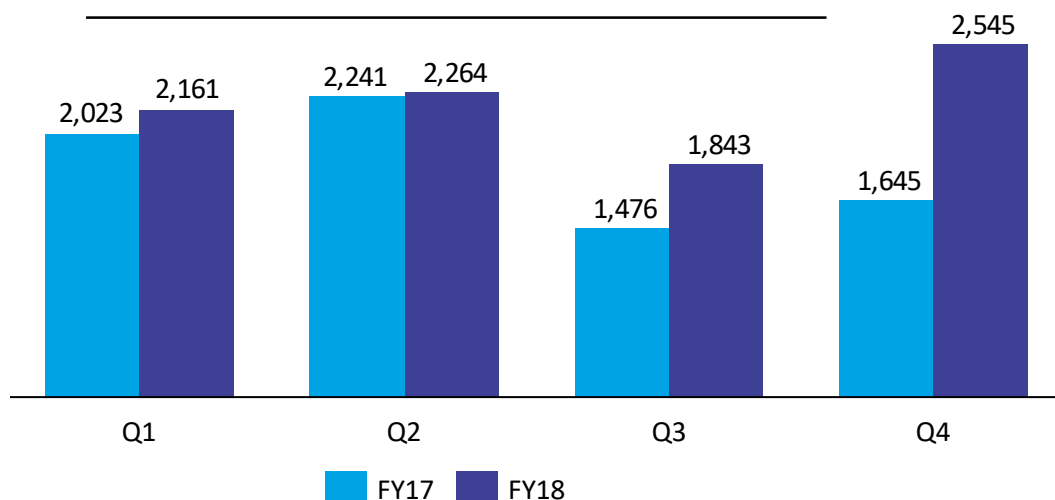
Result Update

Result Highlights

Total Volume (MT)



Quarterly Volume (MT)



- *Our Business continues to grow on Volume basis every quarter making it more sustainable*
- *Fluctuation in Revenue is largely on back of movement in Realisations*

Recommended a Final Dividend of Rs. 3.50 per equity share of face value of Rs. 10 per equity share for the year FY18

From the Chairperson's Desk

Mrs. Paru M. Jaykrishna
(Founder, Chairperson &
Managing Director)



At AksharChem, we believe growth is the only constant in dynamic business environment. Innovation is our heritage, the foundation on which our Company is built. Our efforts focus on continuous improvement in products and processes. Our products comply with all international quality standards and environment protection norms.

As tough as the year was, the company was under constant and intense pressure. I feel pride that of the enduring resolve and resiliency of our management team and our employees and focus on relentlessly serving our clients, we have fared well. We believe difficult times always create opportunities and is a way of learning for becoming stronger and wiser.

For over these years we have adhered to a set of values rooted in -

Process and Quality Excellence: *Quality and Cost matters as it is essential to constantly improve and invest in modern technologies*

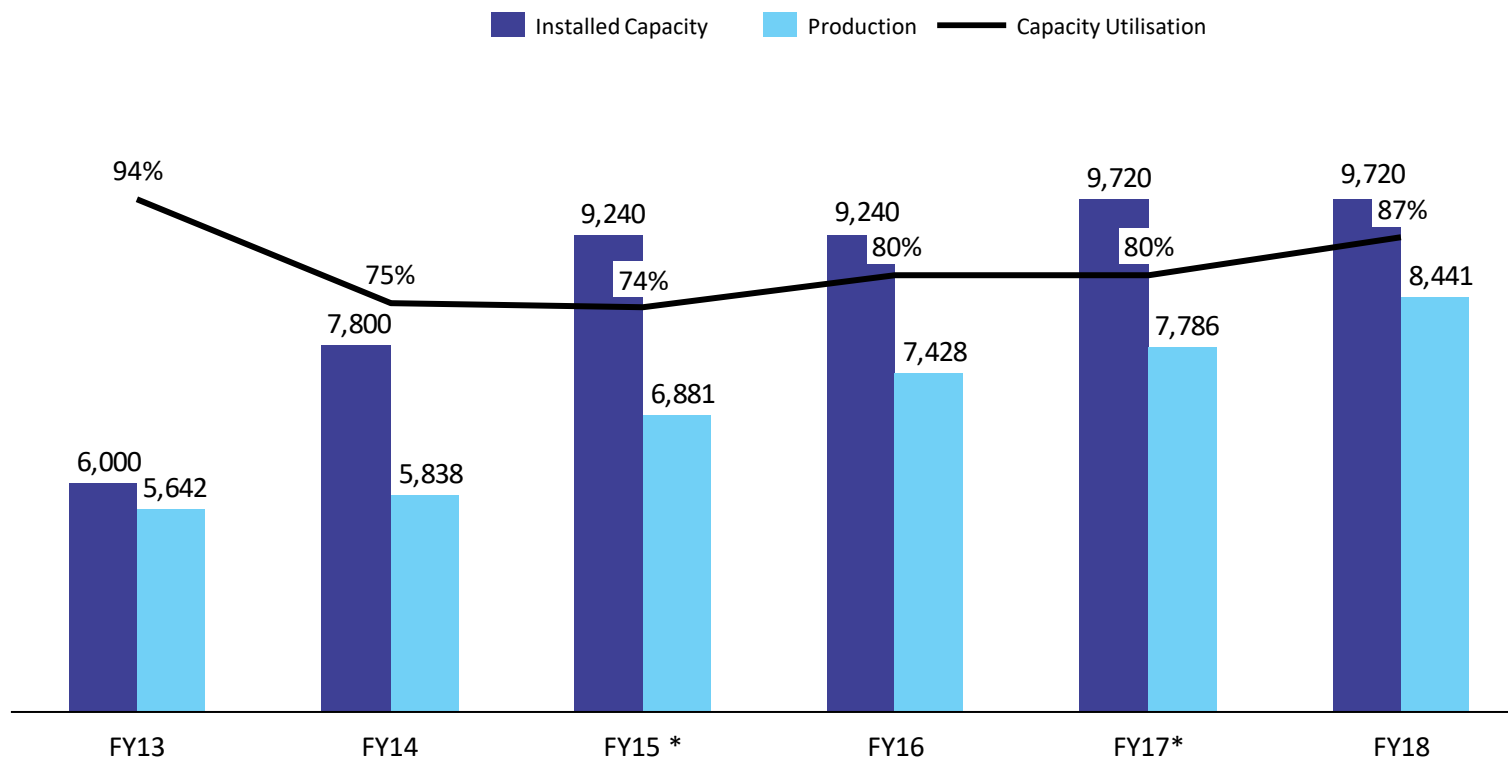
Expanding footprints: *Essential to widen and deepen marketing reach to make the most of the unaddressed opportunities*

Trust & Credibility: *Enabled us to gain new customers and develop strong business relationships*

Recently, we made choices and investments in few of the project which will shape the future and ensure our Company's continuing success. We believe our long term outlook looks bright and we will continue to deliver great returns for our shareholders

Update on Capex

Capacity Utilisation



*Pigments added in FY15 & FY17 with capacity of 1,440 TPA & 480 TPA respectively

Update on Expansion Plan

Proposed Projects	Existing Capacity (In TPA)	Additional Capacity (In TPA)	Post Expansion Capacity (In TPA)
ORGANIC PIGMENTS			
CPC Green	1,920	480	2,400
DYES & INTERMEDIATES			
H Acid	-	1,200	1,200
SPECIALTY CHEMICALS			
Precipitated Silica	-	10,000	10,000
TOTAL			

CPC Green

480 MTPA

It will be utilised from
Q1FY19

H-Acid

1,200 MTPA

Expected Commercial
Production from the next
quarter i.e. Q2FY19

Precipitated Silica

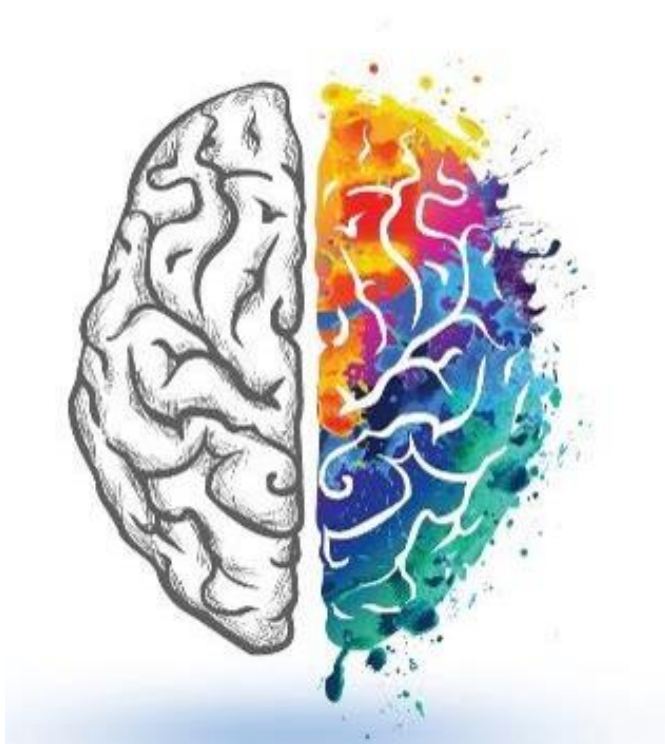
10,000 MTPA

Expected Commercial
Production in the first
quarter of FY20 i.e. Q1FY20

Company Overview

We Have Developed The EDGE

Largest exporter of **VINYL SULPHONE** in India with
~ **45%** share in exports of this product



One of the largest exporters from India and among the largest
players globally for **CPC GREEN PIGMENT** with a global
market share of ~**10%**

31%

Revenue
CAGR FY12-18

61%

Net Worth
CAGR FY12-18

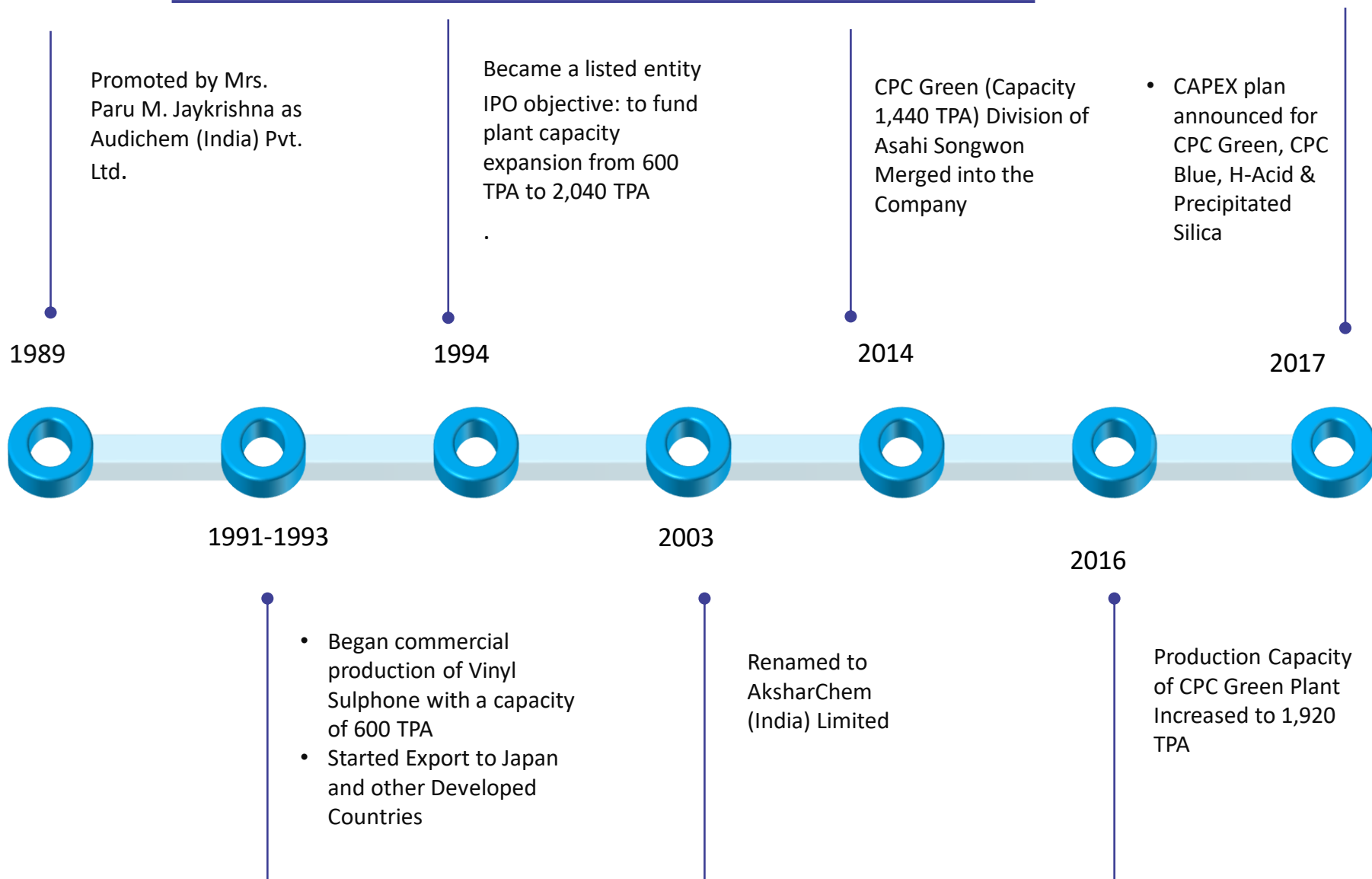
85%

Exports
FY17-18

NIL

Debt
March 2018

With Legacy of Over 2 Decades



With Right Products

	Dye Intermediates	Pigments
Products	Vinyl Sulphone	CPC Green
Capacity	7,800 TPA	1,920 TPA
Usage	Intermediate product for Dye Manufacturing	Used as colouring agents
Key Raw Materials	Acentanilide , Caustic Soda & Other Chemicals	CPC Blue, Aluminium Chloride & Other Chemicals
Revenue Contribution (%)	68%	32%

With Diversified End User Industry



Leather
CPC Green

Paint
CPC Green

Textile
Vinyl Sulphone

Textile Industry
Vinyl Sulphone




Plastics
CPC Green



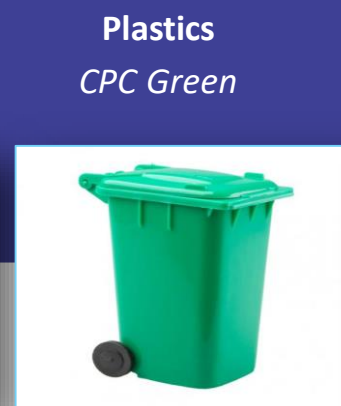
Rubber
CPC Green



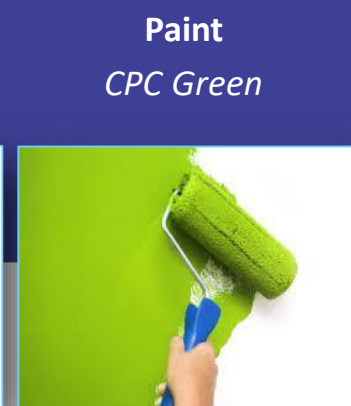
Plastics
CPC Green



Ink
CPC Green



Plastics
CPC Green



Paint
CPC Green

With Process & Quality

Focus on Superior Technology Driven Products

*Investment in
Quality Certifications + Process Automation Technologies
Resulting In*



ISO 14001 : 2015

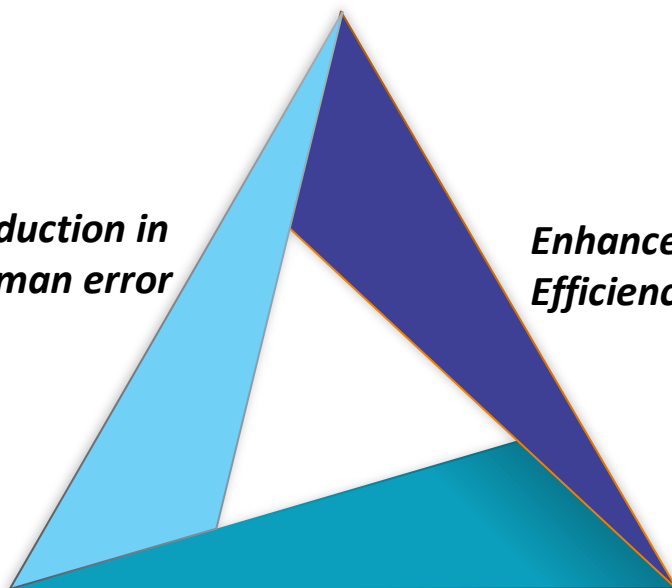


ISO 9001 : 2015

**Reduction in
human error**

**Enhanced Process
Efficiency**

**Enhanced Product
Quality**



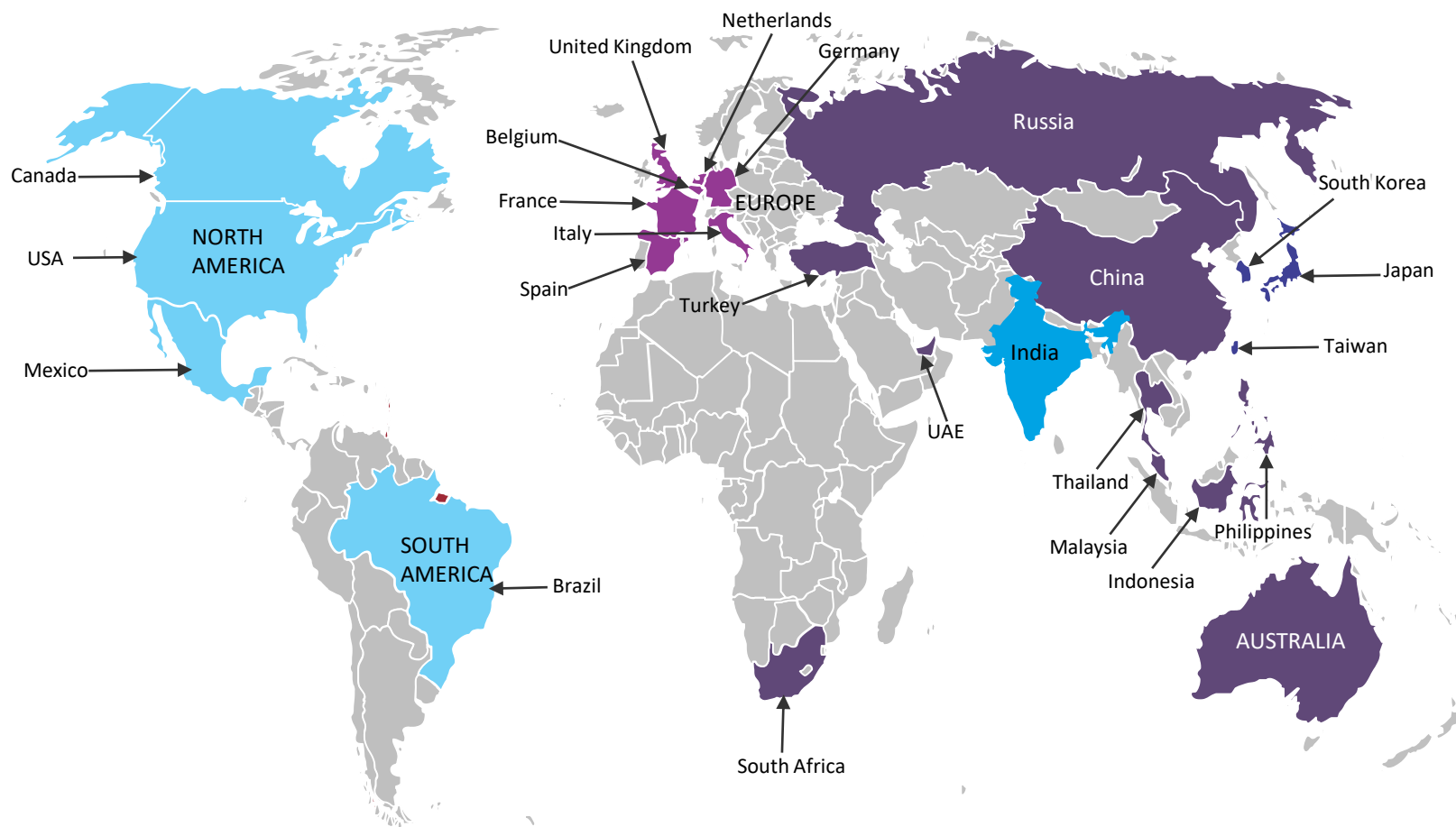
- Best Quality reliable products with zero product return in the history of the Company.
- No bad debts during the history of the Company.
- Long term quantity contract with leading global customers

With State of the Art Manufacturing



**Strategically Located in the Chemical
Belt of Gujarat, at Mehsana
Covering over 100,000 sq mt. of area**

With Expanding Footprints

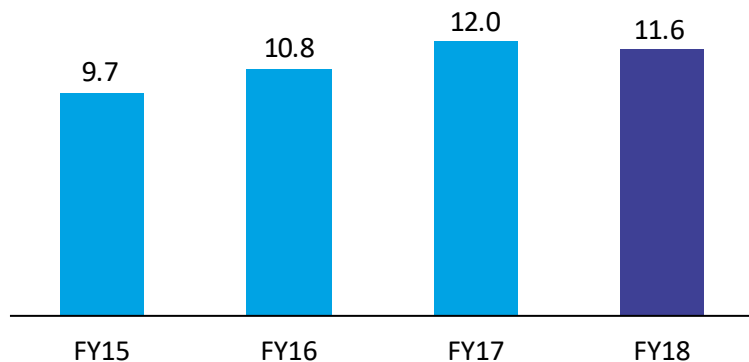


Presence in over 20 countries

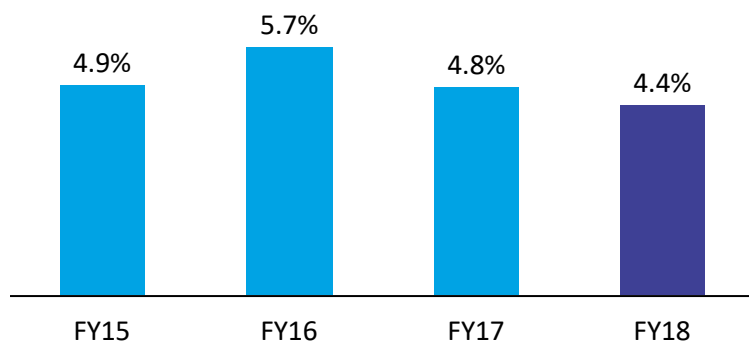
*Map not to scale. All data, information and maps are provided "as is" without warranty or any representation of accuracy, timeliness or completeness.

With Environmental Sustainability

Consistent Spending for Pollution Treatment Expenses (In Crs.)



Annual Pollution treatment expenses as a % of Revenue



- It takes over 3 years to get Environmental Clearances from the Government
- Internationally recognised processes that ensure
 - Minimum waste generated per unit
 - Treat wastes to permissible limits before disposal
 - Emits fewer pollutants
 - Recycle & reuse water

One of the most environment friendly chemical companies across the globe

With Experienced Board



Mrs. Paru M. Jaykrishna

Founder, Chairperson & Mg. Director

Her role is that of a strategic decision and policy maker to ensure growth.



Mr. Munjal M. Jaykrishna

Jt. Managing Director & CEO

Responsible for all Management decisions and overall developments of the company.



Mr. Gautam M. Jain

Independent Director

Industrialist with over 41 years experience in the chemical industry, past President of the Gujrat Dyestuff Manufacturers Association.



Mr. Jigar Patel

Independent Director

LL.M. Honors in International Taxation from the prestigious NYU School of Law. He is currently the Executive Director of International Tax & Investment Consultants at Ahmedabad. He is Vice-President of the Income Tax Bar Association, Ahmedabad



Dr. Pradeep Jha

Independent Director

Expertise in Accounting and Finance. Authored many books on Mathematics and Operations Research, also has vast teaching experience.



Mr. Kirankumar J. Mehta

Independent Director

With qualifications in M.Com., LL.B., FICWA and FIISA he has been practising Cost Accountant since the last 41 years.



Mr. Gokul M. Jaykrishna

Director

Major in Finance and Marketing from Lehigh University, (USA).

With Awards & Accolades



- Trishul Award for the outstanding export performance in Panel I: Dyes and Dye Intermediates (SSM+ME) for the year 2016-17 from CHEMEXCIL
- Best Manufacturer Exporter (Medium) from ECGC – Indian Exporters' Excellence Awards 2017(Trophy)
- SME Business Excellence Awards for Best Global Business and Chemicals & Pharmaceuticals 2017 by Dun and Bradstreet



- Top Performer Women Entrepreneur-NON MSME
- Third Award for self manufactured direct export of Dye Intermediates during the year 2015-16
- Trophy for self manufactured domestic sale of Dye Intermediates of more than Rs. 5 Crores but less than Rs. 25 Crores during the year 2015-16



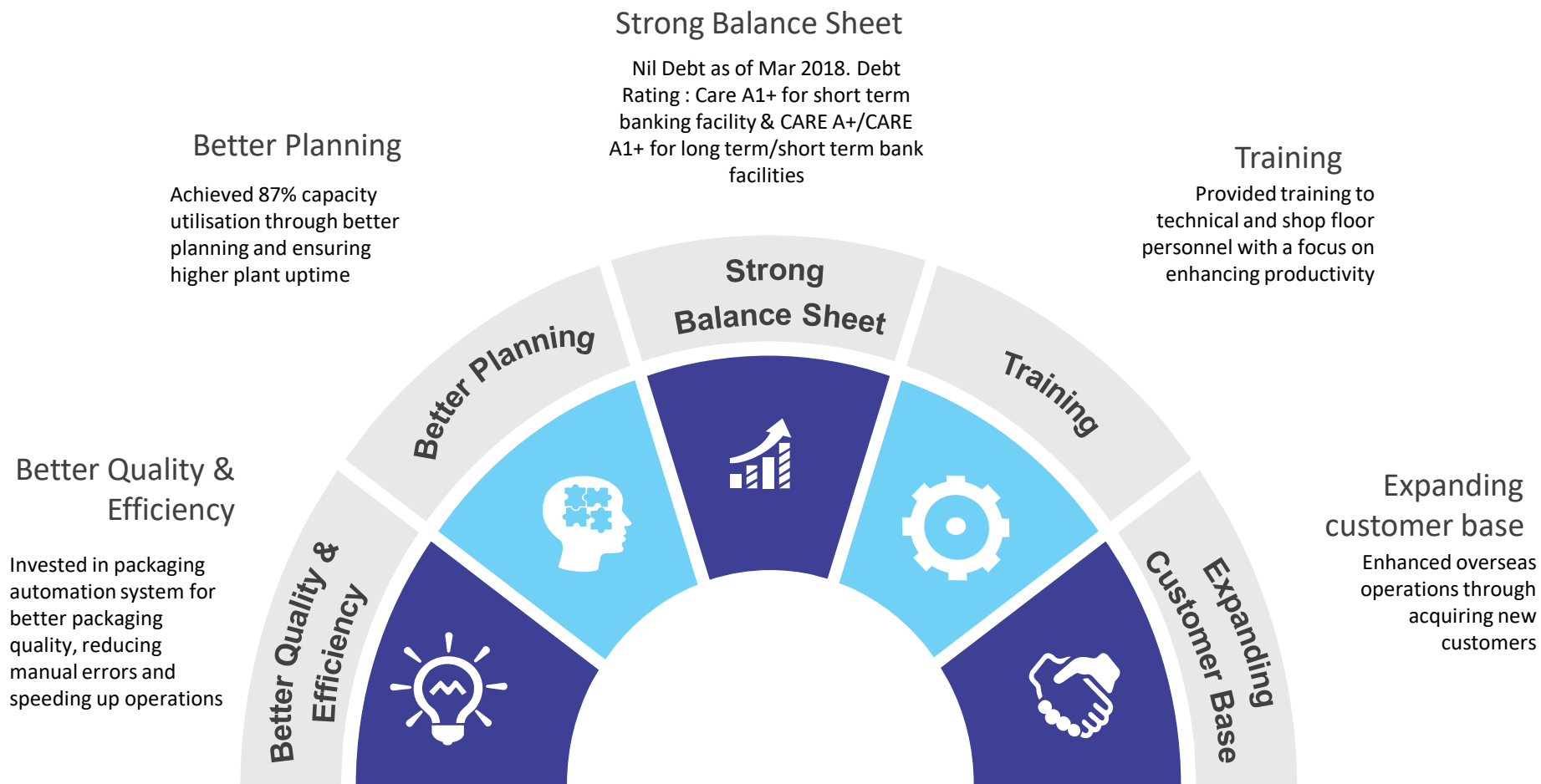
- Special Trophy for self manufactured direct export of Dyes of Rs. 25 Crores and above during the year 2014-15
- Award of Excellency 2015-16 Dyes & Dye Intermediates Panel Small Scale Sector
- Trishul Award for the outstanding export performance in Merchant Exporters Panel during 2014-2015




- Gold Award for the outstanding export performance in Merchant Exporters Panel during 2012-2013
- SME the Best Woman Entrepreneur
- Gold Award for the Outstanding export performance in Dyes & Dye-Intermediates Panel during 2009-2010 (30.08.2013)

Business Strategy

Reinforcing Our Strengths...



... and Building a Sustainable Future



1 Widen our products portfolio with value added products

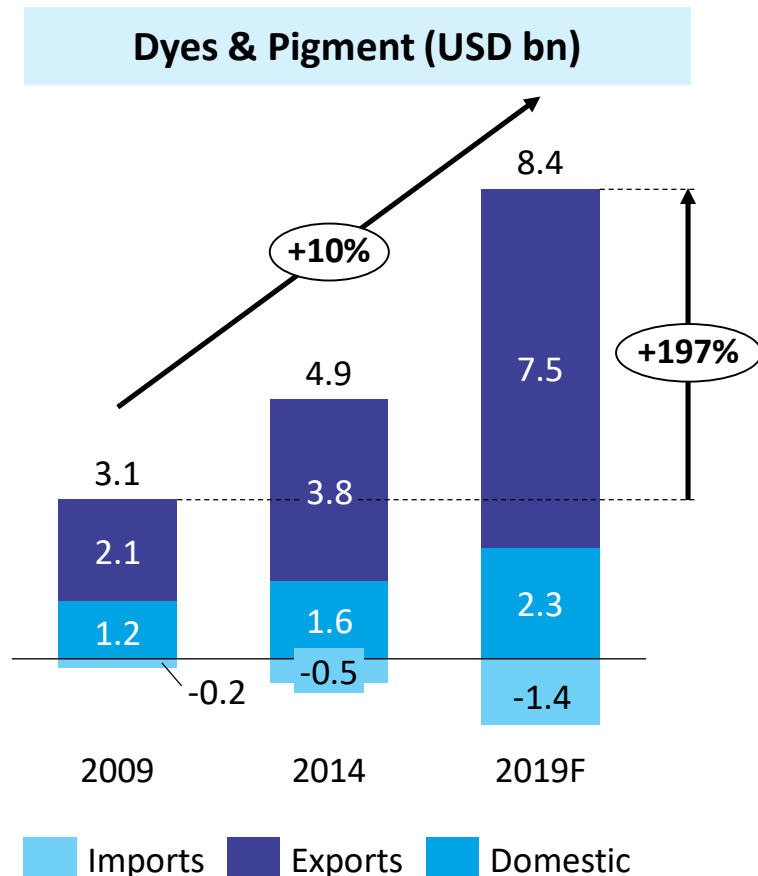
2 Focus on developing strong business relationships with customers

3 Focus on extending our presence in South East Asia, NAFTA and India to provide geographic hedge

4 Maintain extensive supply chain network across the world

Industry Opportunity

Opportunity in the Industry



*Exports, expected to grow at a CAGR of
~ 15% over the next 5 years*

➤ The Indian production of dyes and pigments is expected to grow at 11.4% CAGR till 2019 :

1. Reduction in support by the Chinese government in terms of

- Tighter pollution control norms : China's National Environmental Protection Law
 - Increased Penalty for Non-Compliance – Higher Fine and Imprisonment
 - Increased Disclosure
- Reduction in subsidies
- Appreciation of CNY

2. Textile industry in India is projected to grow at over 10% CAGR over the next 5 years

3. Export focused industry

- Indian players with International Regulatory Standards are focusing on high performance pigments for value added applications, largely catering to international markets

Strengths to drive Global Leadership

AKSHARCHEM is compliant with INTERNATIONAL QUALITY and ENVIRONMENT STANDARDS

- Long term quantity contract with leading GLOBAL CUSTOMERS
- Strong Relationship with the customers for more than 2 decades



Customer Relationships

- ZERO Product return till date
- Largest Exporter of VS : ~45% Share
- One of the Largest Player of CPC Green Pigment



Superior Products

- Technology sourced from World Leader
- Green Technology for Effluent Treatment key in Chemical Industry



Latest Technology

- Debt Rating: CARE A1+ for short term banking facility & CARE A+/CARE A1+ for long term/short term bank facilities
- No Bad Debt faced till now



Financial Prudence

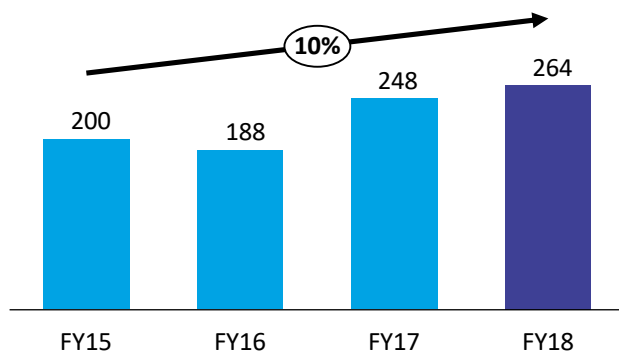


Financials

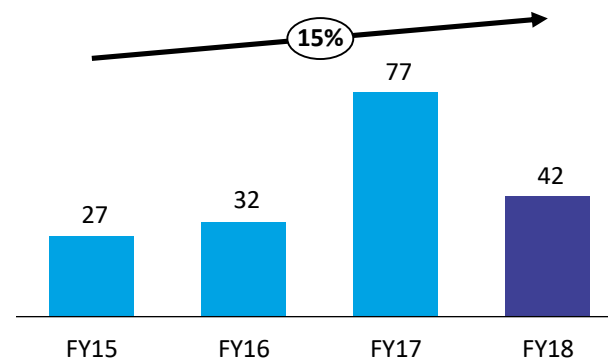
Key Financial Parameters

In Crs.

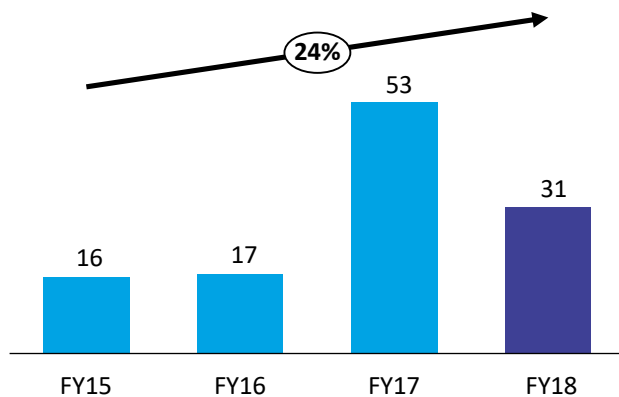
Net Revenue



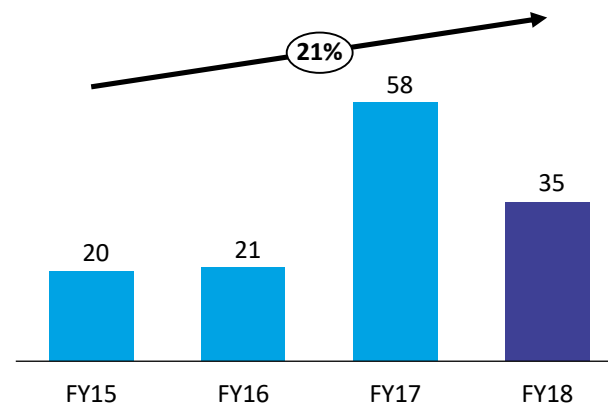
EBITDA



PAT



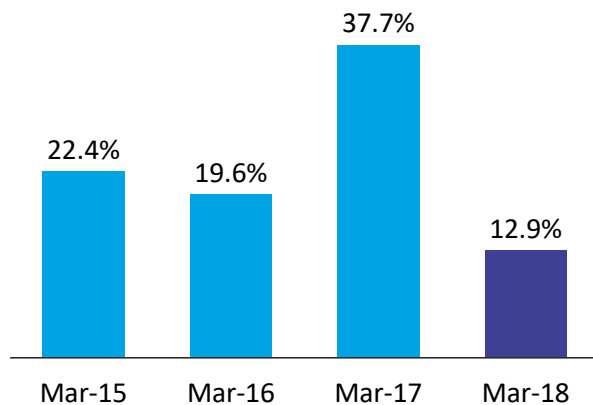
Cash PAT



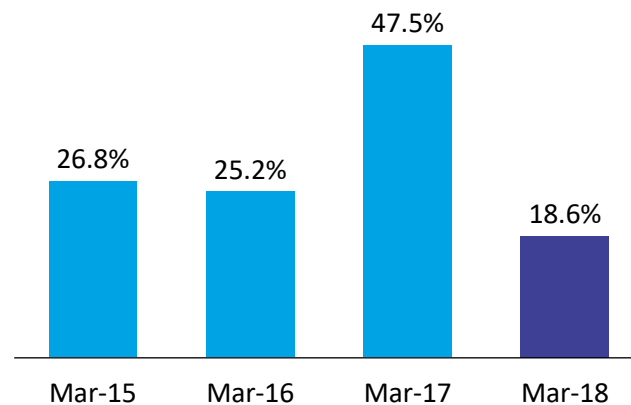
FY17 was an exceptional year on the back of Chinese clampdown

Key Financial Parameters

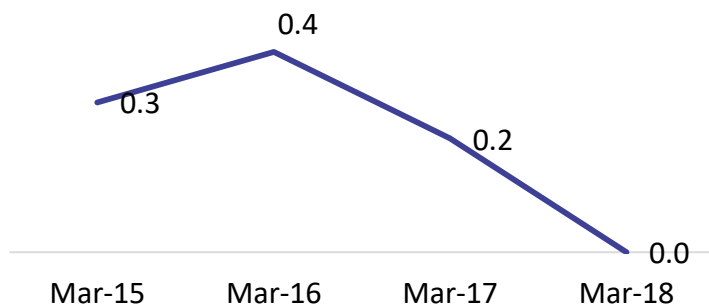
ROE (%)



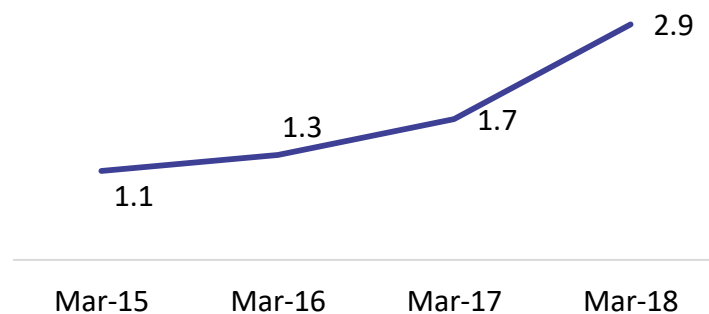
ROCE (%)



Debt to Equity (x)



Current Ratio (x)



FY17 was an exceptional year on the back of Chinese clampdown

Profit & Loss Statement*

Particulars (In Crs.)	Q4 FY18	Q4 FY17	Y-o-Y	FY18	FY17	Y-O-Y
Net Revenue from Operations	76.5	45.8	67%	264.3	248.3	6%
Raw Material	49.2	23.1		160.3	115.1	
Employee Expenses	2.6	2.5		8.3	7.5	
Other Expenses	15.1	12.5		54.0	48.1	
EBITDA	9.6	7.7	25%	41.7	77.5	-46%
EBITDA %	12.6%	16.9%		15.8%	31.2%	
Other Income	0.2	6.7		7.1	9.1	
Depreciation	0.8	1.2		4.6	4.7	
EBIT	9.1	13.2	-31%	44.1	81.8	-46%
EBIT %	11.9%	28.9%		16.7%	33.0%	
Finance Cost	0.2	0.7		1.5	3.0	
PBT	8.8	12.5	-29%	42.6	78.8	-46%
Tax	3.9	3.0		12.0	25.9	
PAT	4.9	9.4	-48%	30.6	52.9	-42%
PAT %	6.4%	20.6%		11.6%	21.3%	
Other Comprehensive Income	-0.1	0.0		0.0	0.0	
Total Comprehensive Income	4.8	9.5		30.6	52.9	
Earnings Per Share (EPS)	5.95	12.92		37.33	72.36	

Balance Sheet*

Assets (In Crs.)	Mar-18	Mar-17
Property, Plant & Equipment	86.0	64.5
Capital Work-in-Progress	27.3	8.9
Other Intangible Assets	0.1	0.2
Financial Assets		
Investments	31.6	31.3
Loans	0.2	0.2
Other Assets	1.5	1.8
Deferred Tax Assets(Net)	0.0	0.0
Other Non-Current Assets	6.8	6.8
Total Non-Current Assets	153.5	113.7
Inventories	29.7	32.2
Financial Assets		
Investments	45.6	19.7
Trade Receivables	27.5	13.3
Cash and Cash Equivalents	3.9	3.6
Bank Balances other than above	0.7	0.6
Loans	0.0	0.0
Other Financial Assets	5.4	5.9
Current Tax Assets (Net)	0.0	0.0
Other Current Assets	32.9	29.9
Total Current Assets	145.7	105.3
Total Assets	299.2	219.0

Equity & Liabilities (In Crs.)	Mar-18	Mar-17
Share Capital	8.2	7.3
Other Equity - Reserve	229.5	133.1
Total Equity	237.7	140.4
Financial Liabilities	0.0	6.3
Provisions	0.0	0.0
Deferred Tax Liabilities (Net)	11.6	12.0
Other Non-Current Liabilities	0.0	0.0
Total Non-Current Liabilities	11.6	18.2
Financial Liabilities		
Borrowings	0.0	22.6
Trade Payables	30.9	31.4
Other Financial Liabilities	0.5	3.4
Other Current liabilities	18.5	2.8
Provisions	0.1	0.1
Current Tax Liabilities (Net)	0.0	0.0
Total Current Liabilities	49.9	60.4
Total Equity & Liabilities	299.2	219.0

For further information, please contact:

Company :

AksharChem (India) Limited
CIN: L24110GJ1989PLC012441

Mr. Meet Joshi
cs@aksharchemindia.com

www.aksharchemindia.com

Investor Relations Advisors :

Strategic Growth Advisors Pvt. Ltd.
CIN: U74140MH2010PTC204285

Ms. Neha Shroff / Ms. Khushbu Shah
neha.shroff@sgapl.net /
khushbu.shah@sgapl.net
+91 22 61146603 / +91 22 61146607
www.sgapl.net