



HINDUSTAN FOODS LIMITED

A Vanity Case Group Company

Registered Office: Office No. 3, Level 2, Centrium, Phoenix Market City,
15, Lal Bahadur Shastri Road, Kurla (West), Mumbai, Maharashtra, India, 400 070.

Email: business@thevanitycase.com, Website: www.hindustanfoodslimited.com

Tel. No.: +91 22 6980 1700/01, CIN: L15139MH1984PLC316003

Company Scrip Code: 519126

Date: 8th November, 2022

To,
The General Manager
Department of Corporate Services
BSE Limited
Floor 25, P. J. Towers, Dalal Street,
Mumbai-400 001.
Tel : (022) 2272 1233 / 34

Through Listing Centre

Dear Sir/Madam,

Subject: Earnings Presentation November 2022

In pursuance to Regulation 30 of the SEBI (Listing Obligations and Disclosure Requirements) Regulation, 2015 please find attached herewith the “Earnings Presentation November 2022” for Q2 & H1 ended 30th September, 2022.

We request you to take above on record.

Thanking you.

Yours faithfully,
For **Hindustan Foods Limited**

Bankim Purohit
Company Secretary
ACS: 21865

Encl. As above





Hindustan Foods Limited

EARNINGS PRESENTATION **NOVEMBER 2022**



This presentation and the accompanying slides (the “Presentation”), which have been prepared by **Hindustan Foods Limited** (the “Company”), have been prepared solely for information purposes and do not constitute any offer, recommendation or invitation to purchase or subscribe for any securities, and shall not form the basis or be relied on in connection with any contract or binding commitment whatsoever. No offering of securities of the Company will be made except by means of a statutory offering document containing detailed information about the Company

This Presentation is not a prospectus, disclosure document, a statement in lieu of a prospectus, an offering circular, an advertisement or an offer document under the Companies Act, 2013, and the rules made thereunder, as amended, the Securities and Exchange Board of India (Issue of Capital and Disclosure Requirements) Regulations, 2018, as amended, or any other applicable law in India. This Presentation should not be considered as a recommendation that any investor should subscribe for or purchase any securities of the Company or its subsidiary and should not be used as a basis for any investment decision. The information contained in this Presentation is only current as of its date and has not been independently verified. The Company will not update you in the event the information in the Presentation becomes stale. Moreover, both express or implied representation or warranty is made as to, and no reliance should be placed on, the truth, accuracy, fairness, reasonableness or completeness of the information presented or contained in this Presentation and nothing in this Presentation shall be relied upon as a promise or representation in this respect, whether as to the past or the future.

This Presentation has been prepared by the Company based on information and data which the Company considers reliable, but the Company makes no representation or warranty, express or implied, whatsoever, and no reliance shall be placed on, the truth, accuracy, completeness, fairness and reasonableness of the contents of this Presentation. This Presentation may not be all inclusive and may not contain all of the information that you may consider material. Any liability in respect of the contents of, or any omission from, this Presentation is expressly excluded.

Certain matters discussed in this Presentation may contain statements regarding the Company’s market opportunity and business prospects that are individually and collectively forward-looking statements. Such forward-looking statements are not guarantees of future performance and are subject to known and unknown risks, uncertainties and assumptions that are difficult to predict. These risks and uncertainties include, but are not limited to, the performance of the Indian economy and of the economies of various international markets, the performance of the industry in India and world-wide, competition, the company’s ability to successfully implement its strategy, the Company’s future levels of growth and expansion, technological implementation, changes and advancements, changes in revenue, income or cash flows, the Company’s market preferences and its exposure to market risks, as well as other risks. The Company’s actual results, levels of activity, performance or achievements could differ materially and adversely from results expressed in or implied by this Presentation. The Company assumes no obligation to update any forward-looking information contained in this Presentation. Any forward-looking statements and projections made by third parties included in this Presentation are not adopted by the Company and the Company is not responsible for such third-party statements and projections.



Uttar Pradesh | Ice Cream Plant



**Gross Block for H1FY23 includes wholly owned subsidiaries/LLP and includes CWIP

*PAT includes, excess provision of tax to the tune of Rs. 1.8 Crores in FY 22 which was reversed in FY 23 after filing tax returns

The Company's recent acquisitions of Aero Care Personal Products LLP, and Reckitt Benckiser Scholl India Private Limited have started contributing to the consolidated numbers

The Ice Cream facility in Lucknow, Uttar Pradesh set up by the wholly owned subsidiary of the Company has also started operating however this being the lean season, the numbers are subdued

The Company's capex plans, announced earlier in August 2022, for the expansion of the Ice Cream Facility and the Soap Bar project in November 2020 continue to progress



Commenting on the Results, Mr. Sameer R. Kothari, Managing Director said, “These are exciting times for us, as a contract manufacturer. We, at HFL, do believe that we are rightly positioned to capture the burgeoning market. Our performance over the past few years as indeed this quarter is symbolic of the same. Along with organic growth, we have also been able to pursue inorganic opportunities with the recent acquisition of Aero Care Personal Products LLP, and Reckitt Benckiser Scholl India Private Limited. We believe both these acquisitions will start to reflect incrementally to the business.

The Ice Cream project in Lucknow has commenced production and we believe we are geared to cater to the demand for the upcoming season. Similarly, with the expansion in the beverage facility in Mysuru, we believe we are fully geared to cater to the beverage demand starting from Q4 of this year.

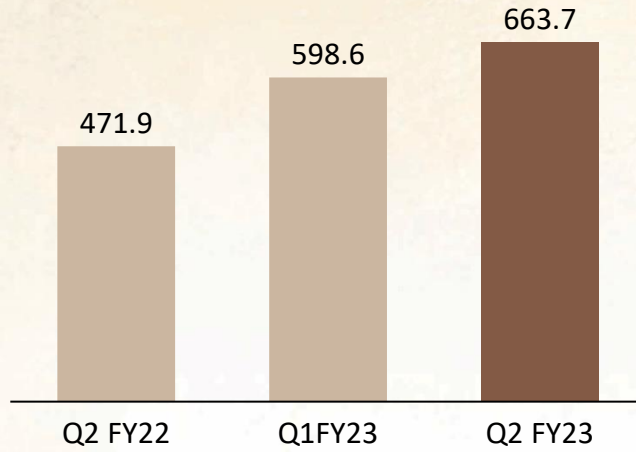
Given the scale of the business as also the opportunity ahead for HFL, we have further strengthened our core management team, I am happy to share that Mr. Sunil Plakkat has joined us as President, Manufacturing Excellence. Mr. Plakkat is a chemical engineer with a prolonged experience in manufacturing operations in plant and corporate roles and has in the past worked with companies like Asian Paints and Atul Ltd.”



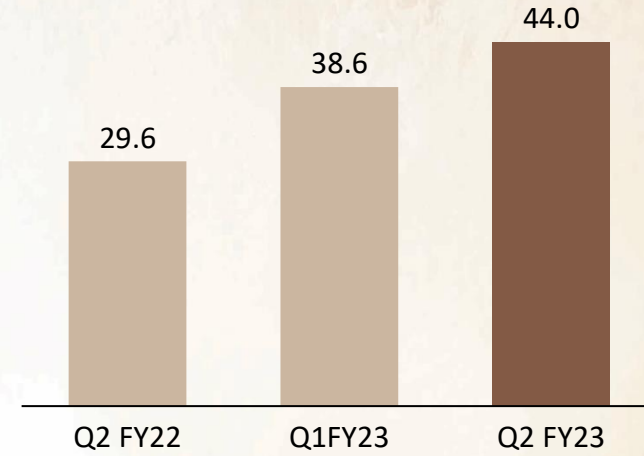
Commenting on the Results, Mr. Mayank Samdani, Group CFO said, “Our turnover for the quarter on a consolidated basis has increased by 41% YoY while the PAT rose by 73% YoY. This is on the back of the ramping up of all our facilities and the consolidation of the new acquisitions. We had a robust net cashflow from operations before taxes of Rs 43.78 crores for H1FY23”

Q2 FY23 Consolidated Result Highlights

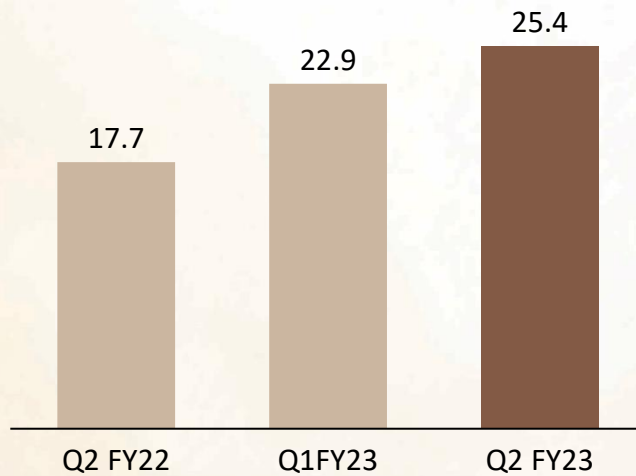
Revenue# (Rs. Crs.)



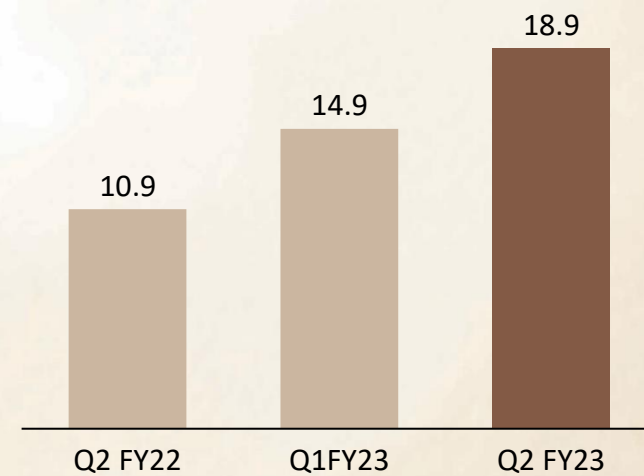
EBITDA (Rs. Crs.)



Profit before Tax (Rs. Crs.)



Profit after Tax* (Rs. Crs.)



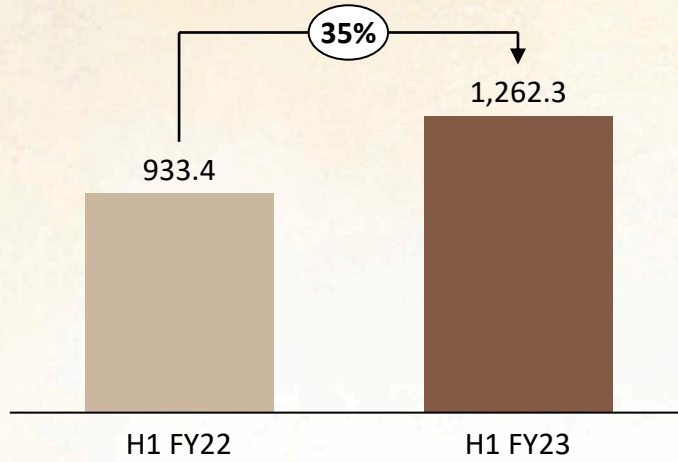
Includes Other Income

*PAT includes, excess provision of tax to the tune of Rs. 1.8 Crores in FY 22 which was reversed in FY 23 after filing tax returns

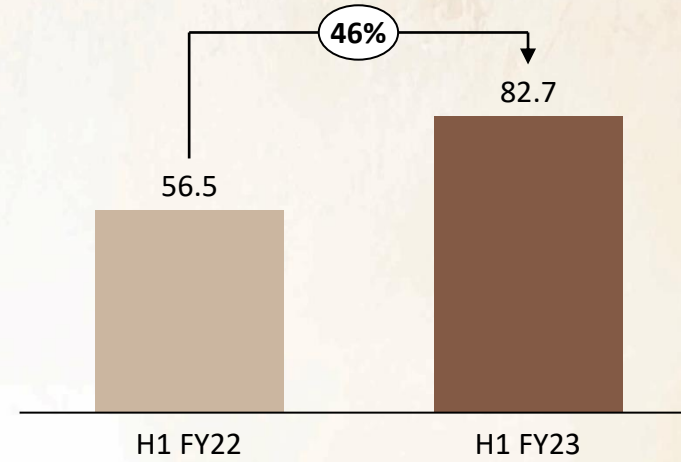
Note: Q2FY22 numbers are restated

H1 FY23 Consolidated Result Highlights

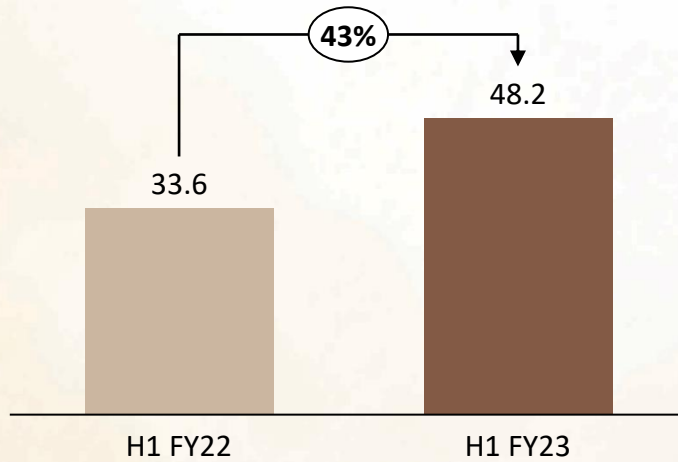
Revenue# (Rs. Crs.)



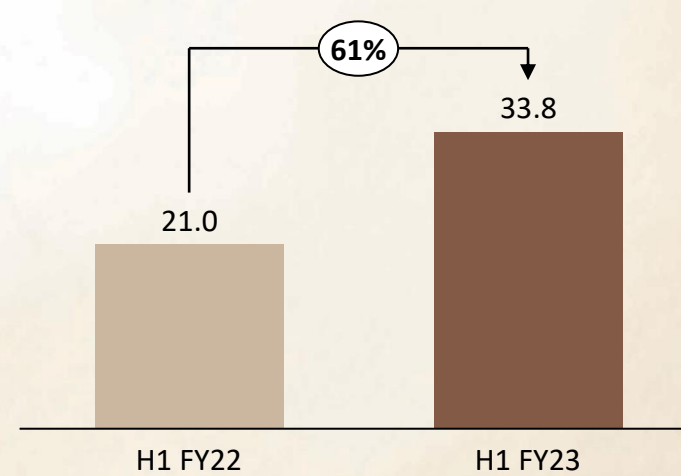
EBITDA (Rs. Crs.)



Profit before Tax (Rs. Crs.)



Profit after Tax* (Rs. Crs.)



Includes Other Income

*PAT includes, excess provision of tax to the tune of Rs. 1.8 Crores in FY 22 which was reversed in FY 23 after filing tax returns

Note: H1FY22 numbers are restated

Consolidated Profit & Loss Statement – Q2 & H1 FY23



Particulars (Rs. Crs.)	Q2 FY23	Q2 FY22	Y-o-Y	Q1 FY23	Q-o-Q	H1 FY23	H1 FY22	Y-o-Y
Total Revenue#	663.7	471.9	40.7%	598.6	10.9%	1,262.3	933.4	35.2%
Cost of Goods Sold	572.9	405.6		515.7		1,088.7	807.1	
Manufacturing and Operating Costs	25.3	20.0		25.1		50.4	37.8	
Gross Profit	65.4	46.4	41.1%	57.8	13.2%	123.2	88.5	39.2%
Employee Expenses	13.5	9.7		11.9		25.4	19.5	
Other Expenses	7.8	7.1		7.3		15.1	12.5	
EBITDA	44.0	29.6	49.0%	38.6	14.0%	82.7	56.5	46.2%
Depreciation	9.5	5.9		8.6		18.1	11.4	
EBIT	34.5	23.6		30.0		64.5	45.1	
Finance Cost	9.1	5.2		7.2		16.3	10.0	
Share of Loss from JV	0.0	-0.7		0.0		0.0	-1.5	
Profit Before Tax	25.4	17.7	43.6%	22.9	10.9%	48.2	33.6	43.3%
Tax expense for current year	8.2	6.7		8.0		16.2	12.6	
Adj. Profit After Tax	17.1	10.9	56.7%	14.9		32.0	21.0	52.5%
Tax adjustments for previous year	-1.8	0.0		0.0		-1.8	0.0	
Profit After Tax	18.9	10.9	73.3%	14.9	27.1%	33.8	21.0	61.1%
EPS in Rs. (Face value of Rs. 2)	1.68	0.97^		1.32		3.00	1.86^	

Includes Other Income ^ EPS numbers are restated

Note: Q2FY22 & H1FY22 numbers are restated

Consolidated Balance Sheet

Particulars (Rs. Crs.)	Sep-22	Mar-22
Non-Current Assets	624.1	546.1
Property, plant and equipment	514.9	394.6
Capital work-in-progress	22.9	87.2
Right of Use assets	32.4	32.3
Goodwill	4.4	-
Other Intangible Assets	0.1	0.1
Financial assets		
(i) Investments	-	-
(ii) Other financial assets	7.2	6.7
Non-current tax assets (net)	22.8	17.4
Other non-current assets	19.4	7.9
Current Assets	558.0	440.2
Inventories	327.7	237.8
Financial assets		
(i) Investments	-	-
(ii) Trade receivables	95.7	72.2
(iii) Cash and cash equivalents	27.0	32.6
(iv) Bank balances	6.9	10.8
(v) Loans	0.0	0.0
(vi) Other financial assets	40.9	32.7
Other current assets	59.8	54.2
Total Assets	1182.1	986.4

Particulars (Rs. Crs.)	Sep-22	Mar-22
Equity	338.0	304.1
Equity share capital	22.5	22.5
Other equity	315.5	281.6
Non-Current Liabilities	372.8	306.4
Financial liabilities		
(i) Borrowings	305.9	254.3
(ii) Lease liabilities	21.1	22.6
Employees Benefits Obligation	3.4	2.8
Deferred tax liabilities (net)	42.4	26.7
Other non-current liabilities	0.0	0.0
Current liabilities	471.3	375.8
Financial liabilities		
(i) Borrowings	93.1	73.0
(ii) Trade payables	330.0	271.1
(iii) Lease Liabilities	2.0	1.4
(iv) Other financial liabilities	19.1	19.8
Other current liabilities	23.8	7.8
Employees Benefits Obligation	1.1	0.8
Current tax liabilities (net)	2.2	1.9
Total Equity & Liabilities	1182.1	986.4

Summary of Consolidated Cashflows

Particulars (Rs. Crs.)	Sept-22	Sept-21
Operating profit before working capital changes	78.1	56.5
Changes in working capital	-34.3	-41.2
Cash generated from/(used in) operations	43.8	15.3
Direct taxes paid (net of refund)	12.3	8.8
Net Cash from Operating Activities (A)	31.5	6.5
Net Cash from Investing Activities (B)	-120.9	-58.3
Net Cash from Financing Activities (C)	57.2	21.1
Net Change in cash and cash equivalents	-32.3	-30.6
Cash and Cash equivalents at the end of the period	27.0	13.9

Uttar Pradesh: Ice Cream Capex Rs. 125 Crores

- The Uttar Pradesh Ice Cream Project has commenced commercial production
- Production from the unit is expected to be ramped up to 15,000 litons of ice cream by the end of FY23
- The Rs 75 crore expansion sanctioned by the Board earlier is progressing as per timelines. The expansion is expected to be commercialized by Q4FY23

Hyderabad: Bath Soaps & Detergent Bars Capex Rs. 150 Crores

- The Project work is progressing well and the Management expects commercial production by Q1FY24

Healthcare & Wellness Rs. 100 Crores

- The company has successfully completed the acquisition and has integrated the same successfully,
- The company continues to be looking out for other opportunities in this field

THANK YOU

Company:



Hindustan Foods Limited

CIN: L15139MH1984PLC316003

Vimal Solanki

vimal.solanki@thevanitycase.com

www.hindustanfoodslimited.com

Investor Relations Advisors:



Strategic Growth Advisors Pvt. Ltd.

CIN: U74140MH2010PTC204285

Rahul Agarwal / Brinkle Shah Jariwala

rahul.agarwal@sgapl.net / Brinkle.shah@sgapl.net

+91 9821438864 / +91 9619385544

www.sgapl.net