



एनएचपीसी लिमिटेड
(भारत सरकार का उद्यम)

NHPC Limited
(A Government of India Enterprise)

संदर्भ सं./Ref. No. **NH/CS/199/**

फोन/Phone : _____
दिनांक/Date : **15.11.2021**

<p>Manager The Listing Department, M/s BSE Limited, Phiroze Jeejeebhoy Towers, Dalal Street, Mumbai-400001 मैनेजर, लिस्टिंग विभाग, बीएसई लिमिटेड पि.जे .टावर्स,दलाल स्ट्रीट, मुंबई- 400 001 Scrip Code: 533098</p>	<p>General Manager The Listing Department M/s National Stock Exchange of India Limited, Exchange Plaza, Bandra Kurla Complex, Bandra(E), Mumbai- 400051 महा प्रबंधक, लिस्टिंग विभाग, नेशनल स्टॉक एक्सचेंज ऑफ इंडिया लिमिटेड एक्सचेंज प्लाजा, बांद्रा कुर्ला कॉम्प्लेक्स, बांद्रा (ई), मुंबई - 400 051 Scrip Code: NHPC</p>
--	--

ISIN No. INE848E01016

Sub: Presentation made at conference call

विषय: कांफ्रेंस कॉल में दिया गया प्रस्तुतीकरण के सम्बन्ध में

Sirs/महोदय,

In continuation to earlier letter of even number dated 14.11.2021 and in compliance to Regulation 30 of SEBI (Listing Obligations and Disclosure Requirements) Regulations, 2015, please find attached herewith an investor presentation made at the conference call held today i.e. on 15.11.2021 at 5 P.M. with analysts and investors.

This is for your record and information.

Thanking you.

भवदीय

(रूपा देब)
कंपनी सचिव


पंजीकृत कार्यालय : एन एच पी सी ऑफिस कॉम्प्लैक्स, सैक्टर-33, फरीदाबाद - 121 003, हरियाणा

Regd. Office : NHPC Office Complex, Sector-33, Faridabad - 121 003, Haryana

CIN : L40101HR1975GOI032564; Website : www.nhpcindia.com

E-mail : webmaster@nhpc.nic.in; EPABX No. : 0129-2588110/2588500

बिजली से संबंधित शिकायतों के लिए **1912** डायल करें। **Dial 1912 for Complaints on Electricity**



INVESTOR PRESENTATION

FINANCIAL YEAR 21-22 : September 2021



Presentation Outline

2

NHPC Today

Financial Highlights

Financial Ratios

Other Business Initiatives

Projects At Glance



Our Vision: To be a global leading organization for sustainable development of clean power through competent, responsible and innovative values.



Subansiri Lower Project



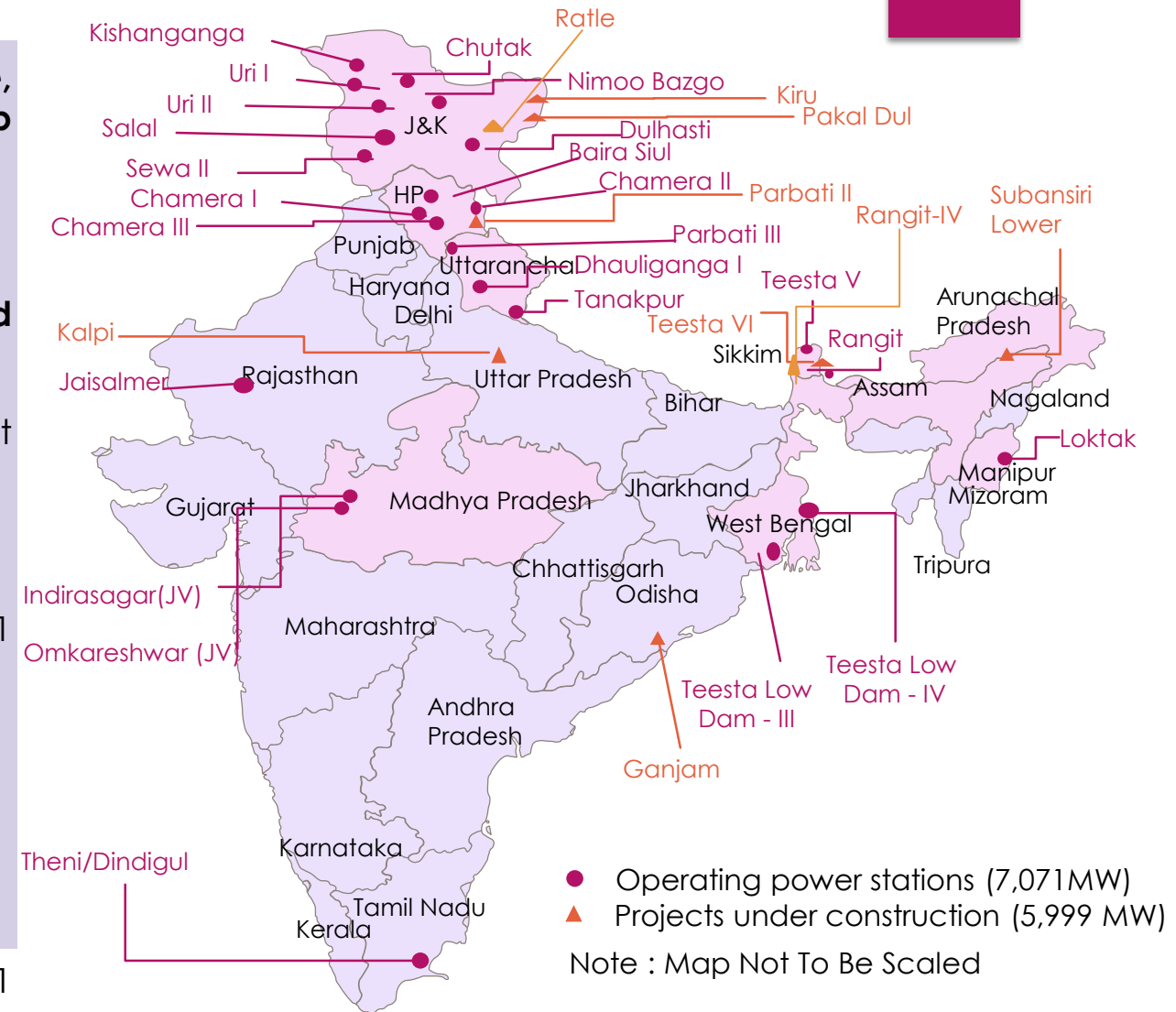
Teesta V, Sikkim

PHYSICAL SNAPSHOT

4

- Incorporated in 1975 with authorised capital of Rs. 200 crore, the present authorised capital is Rs.15000 crore (Paid Up Capital Rs.10,045 crore)
- Mini-Ratna Category-I PSU (since Apr-08)
- Established track record, strong operational performance and in-house engineering capabilities
 - Involved across the entire chain of hydro power project development – from concept to commissioning.
 - Presence across 11 states.
 - 15% share of installed hydro-electric capacity in India (6,971 MW out of 46,512 MW*).
 - Consultancy business.
 - Power trading business.
 - Exposure to international business opportunities.

* Source-CEA as on 30.09.2021



7071 MW installed capacity (6971 MW Hydro & 100 MW Renewable Energy) through 24 power stations

PHYSICAL SNAPSHOT

5

Installed Capacity

- ❖ Power Stations under Operation-22 Nos. (5551 MW*)
- ❖ Power Stations with Subsidiary (NHDC) - 2 Nos. (1520 MW)
- ❖ Total Operational Projects – 24 Nos. (7071 MW)

Under Construction

- ❖ Projects Under Construction (including Subsidiary & JV) :-
 - Hydro & Solar - 9 Nos. (5999 MW)

Awaiting Clearances

- ❖ Projects Awaiting Clearances : -
 - Standalone - 9 Nos. (8236 MW)
 - Joint Venture - 3 Nos. (2240 MW)
 - Subsidiary – 1 No. (66 MW)

Under Survey & Investigation

- ❖ Projects under Survey & Investigation - 3 Nos. (1130 MW)

Hydro Power is 12% (46512 MW) of All India Installed Capacity (388849 MW**).

NHPC Contribution is 15% of Installed Hydro Power On Consolidated Basis.

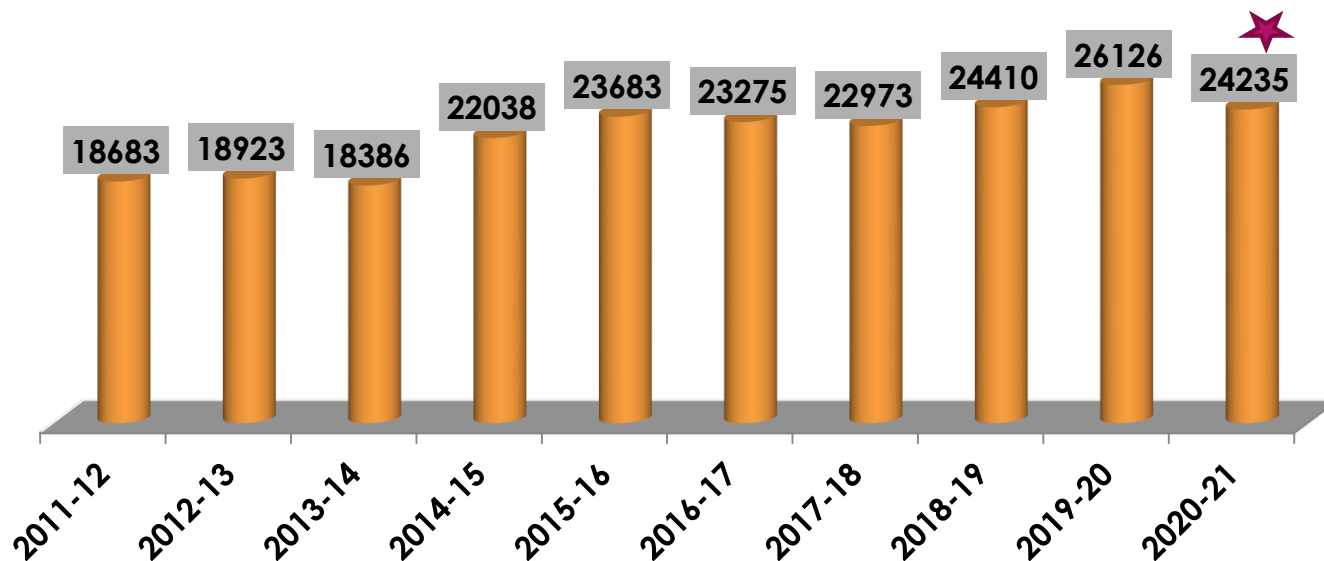
Status	Capacity (MW)
Operational Projects	7,071
Projects Under Construction (including Subsidiary & JV)	5,999
Projects Under Clearance:	
Stand alone	8,236
JV Projects	2,240
Subsidiaries	66
Projects Under Survey & Investigation	1,130
Total	24,742

* Including 50 MW Wind Power Project, Jaisalmer & 50 MW Solar Power Project, Tamilnadu.

** Source-CEA as on 30.09.2021

NHPC 's Track Record – A Ten Year Digest

Standalone Generation (in M.U.)



★ Hydro: 24083 MU(excl. infirm power of 236 MUs : Parbati II), Wind: 62 MU & Solar: 90 MU.

Actual H1 FY'22

Actual H1 FY'21

6

• Country Generation
671 BU

• Country Generation
599 BU

• Share of Hydro Power
93 BU (14 %)

• Share of Hydro Power
97 BU (16%)

• Share of NHPC (Hydro) Standalone
17057 MU (18%)

• Share of NHPC (Hydro) Standalone
17465 MU (18%)

Financial Highlights



Sewa II, J&K



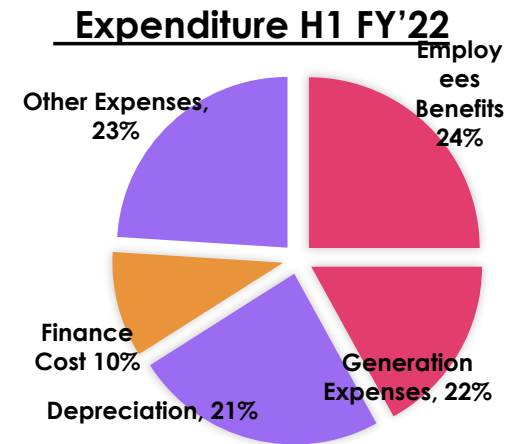
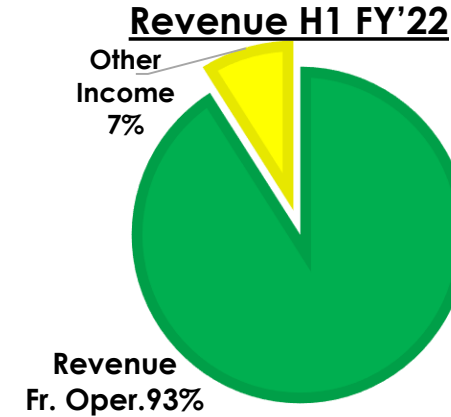
Chamera I, Himachal

Clean Power For Every Home

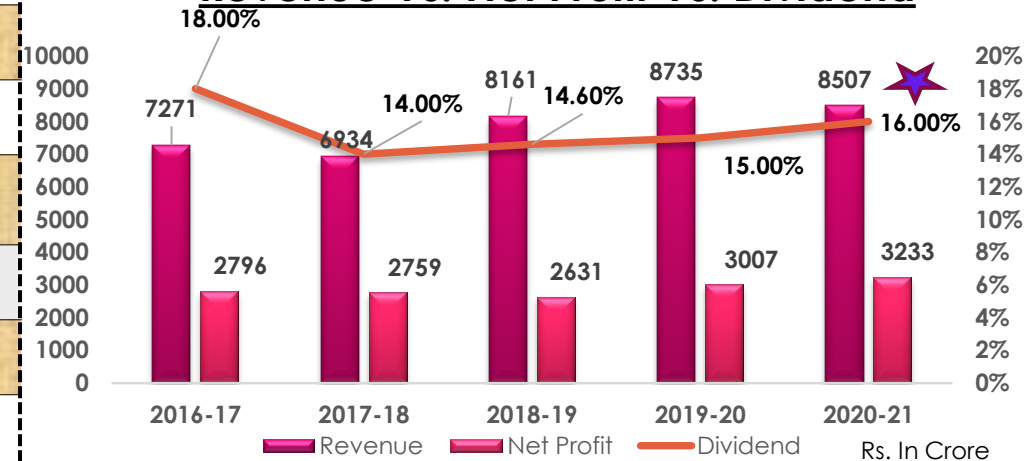
Financial Highlights : Standalone

Particulars	FY'22		FY'21			% Change	
	Half Year	Qtr-2	Half Year	Qtr-2	Full Year	Half Year	Qtr-2
Revenue from Operation	4915.65	2745.44	5072.90	2554.03	8506.58	-3.10	7.49
Other Income	374.28	171.23	512.07	426.12	1150.81	-26.91	-59.82
Total Income (A)	5289.93	2916.67	5584.97	2980.15	9657.39	-5.28	-2.13
Purchase of Power - Trading	44.58	44.58	212.37	5.28	212.37	-79.01	744.32
Generation Expenses	578.22	315.76	604.34	313.36	854.37	-4.32	0.77
Employee Benefits Expense	623.09	306.35	670.01	343.81	1409.26	-7.00	-10.90
Finance Cost	268.20	134.06	292.87	146.18	649.59	-8.42	-8.29
Depre. & Amort. Expense	559.46	280.31	663.44	333.17	1234.50	-15.67	-15.87
Other Expenses	594.52	282.79	592.74	318.83	1425.89	0.30	-11.30
Total Expenditure(B)	2668.07	1363.85	3035.77	1460.63	5785.98	-12.11	-6.63
Exceptional Items (C)	0.00	0.00	185.00	0.00	185.00	-100.00	0.00
Rate Regu. Income (D)	82.49	36.46	71.29	36.06	227.09	15.71	1.11
PBT (A-B-C+D)	2704.35	1589.28	2435.49	1555.58	3913.50	11.04	2.17
Tax	487.29	284.48	414.45	257.08	680.13	17.58	10.66
Profit After Tax	2217.06	1304.80	2021.04	1298.50	3233.37	9.70	0.49

Revenue & Expenditure-Analysis



Revenue Vs. Net Profit Vs. Dividend



★ Interim Dividend - 12.50% & Final Dividend 3.50%.

Statement of Assets & Liabilities

Rs. In Crore

Equity and Liabilities	H1 FY'22	FY'21
Share Holder's Funds	33565.03	31647.31
Loan Funds-Long Term	20714.23	21241.22
Deferred Tax Liabilities	3599.02	3589.36
Other Long term Liabilities & Provisions	4093.57	4117.32
Current Liabilities & Provisions	6873.65	5706.82
Total Equity & Liabilities	68845.50	66302.03
ASSETS		
PPE (incl. investment property)	18831.85	19168.10
Capital Work in Progress	18946.28	17754.48
Right of Use Assets	1742.96	1752.92
Intangible Asset	3.17	3.52
Non Current Financial Asset	10209.32	9782.22
Non Current Assets (Others)	3713.39	3560.71
Regulatory Asset	7046.74	7063.31
Trade Receivables	3428.17	3206.02
Cash and Bank Balances	1665.87	913.96
Current Assets (Others)	3257.75	3096.79
Total Assets	68845.50	66302.03

Debtors Position

Rs. In Crore

10

Total Debtors (in Crs.)

S. N.	Particulars	As on 30.09.2021	As on 30.06.2021	As on 31.03.2021	As on 31.12.2020	As on 30.09.2020
1	Trade Receivables	3428	4062	3206	4059	4860
2	More than 45 days*	1961	2429	1804	3233	3574

Top Five Debtors* (in Crs.)

Name	30.09.2021		31.03.2021	
	Total	More than 45 days	Total	More than 45 days
PDD, J&K (Incl. JKPCCL)	1248	1055	1147	986
WBSEDCL	934	819	847	46
UPPCL, UP	168	0	462	298
PSPCL, Punjab	106	1	333	215
Haryana	69	0	34	0

* Net of Provision.

Incentives Position

Comparative Incentive YoY (in Crs.)

Sl.	Particulars	FY21-22					FY20-21				
		Q-1	Q-2	Q-3	Q-4	Total	Q-1	Q-2	Q-3	Q-4	Total
1	Secondary Energy	0.00	-	-	-	0.00	0.00	22.80	46.88	146.93	216.61
2	Incentives	134.64	178.29	-	-	312.93	148.25	136.54	75.11	49.74	409.64
3	Deviation Chrgs.	38.03	46.16	-	-	84.19	34.58	44.51	39.42	38.45	156.96
	G. Total	172.67	224.45	-	-	397.12	182.83	203.85	161.41	235.12	783.21
4	PAF	91.42%	98.27%	-	-	94.86%	90.98%	91.65%	83.11%	73.51%	84.87%

Supplements

Power Station With Highest PAF Incentive : Salal (Rs. 50 Cr. PAF : 102.98%, NAPAF : 64%)

Power Station with highest Deviation Charges: Salal (Rs. 31 Cr.)

Power Station Giving Best Generation : Chamera-I (90% of the annual design energy)

Supplements

Power Station with Highest PBT- Dulhasti (Rs. 403 Crs)

NHPC Profit per MW: Rs. 40 lakhs (H1 FY'22), Rs. 36 lakhs (H1 FY'21)

NHPC Profit per Employee: Rs. 42 lakhs (H1 FY'22), Rs. 35 lakhs (H1 FY'21)

Key Financials : H1 FY'22

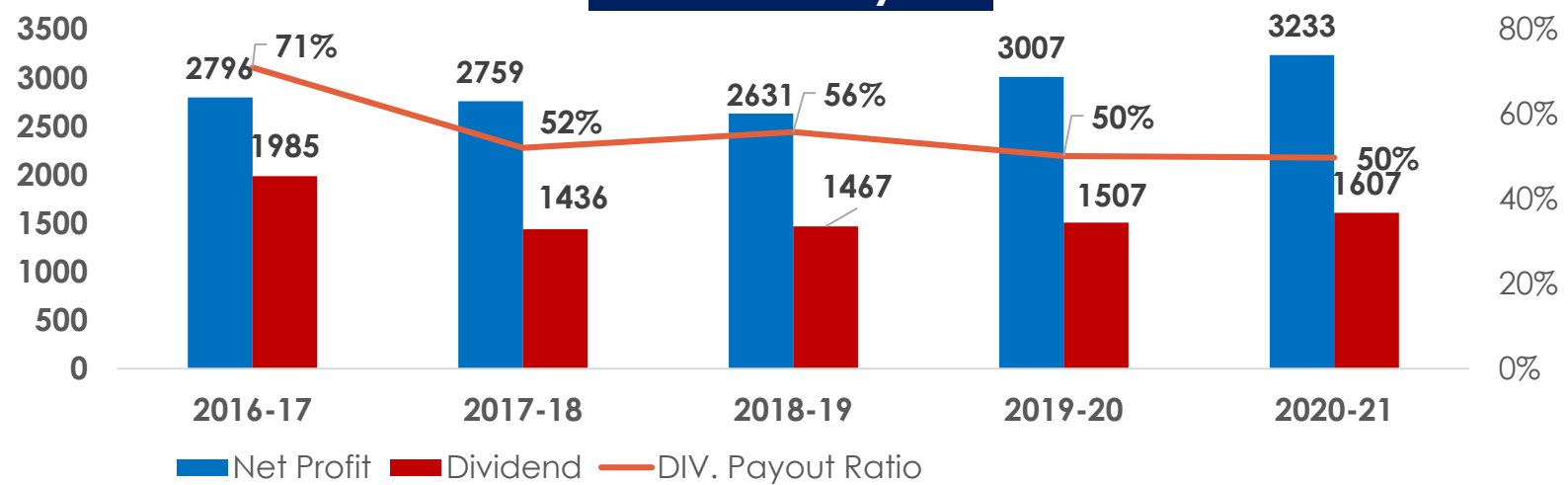
12

₹ In Crore

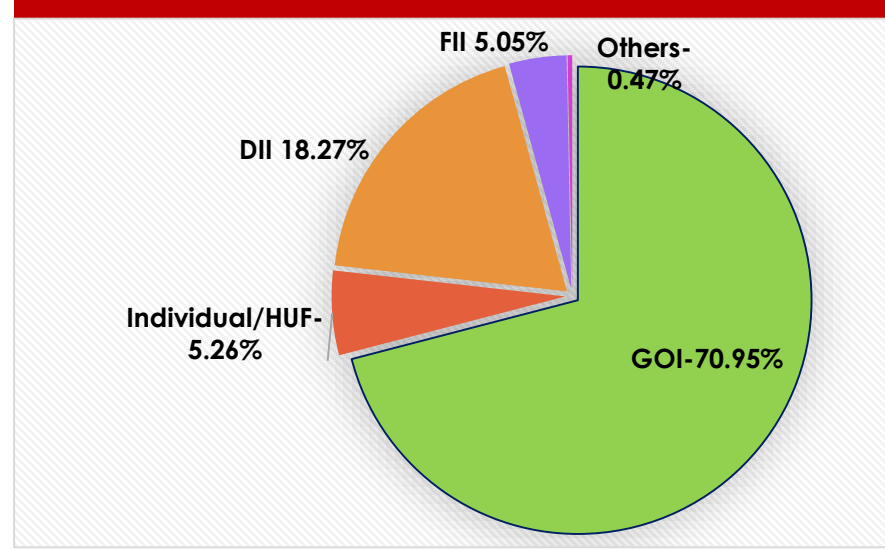
P&L	Standalone
Total Income	5290
EBITDA	3532
EBITDA Margin	67%
PAT	2217
Profit Margin	42%
Dividend Pay Out (FY'21)	Rs. 1.60 Per Share/ 50% of Profit

Balance Sheet	Standalone
Share Capital	10045
Net worth	33565
Long Term Debt	20714
Cash & Bank Bal.	1666
Gross Block	38970
CWIP	18946

Dividend Pay out



Shareholding pattern as on 30.09.2021



NHPC – Key Ratios

S. No.	Particulars	H1 FY'22		FY'21	
		Standalone	Consolidated	Standalone	Consolidated
1.	PAT (Rs. in Cr.)	2217.06	2243.21	3233.37	3257.00
2.	Net-worth (Rs. in Cr.)	33565.03	35033.93	31647.31	33090.29
3.	No. of Equity Shares (In Cr.)	1004.50	1004.50	1004.50	1004.50
4.	EPS (Rs.)	2.21*	2.23*	3.22	3.24
5.	Earning Yield(%)**	6.89*	6.96*	11.97	12.04
6.	Dividend Per Share (Rs.)			1.60#	
7.	Dividend Yield(%)**			6.54	
8.	Book Value per share (Rs.)	33.41	34.88	31.51	32.94
9.	PB Ratio**	0.96	0.92	0.78	0.74
10.	PE Ratio**	7.25	7.19	7.59	7.55
11.	Return On Net worth (%)	6.60*	6.40*	10.22	9.84
12.	Market Capitalisation (Rs. in Cr.)**	32194		24560	
13.	Debt Equity Ratio	0.74	0.71	0.78	0.75

* Not annualised. **Stock Price (BSE): as on 11.11.2021 Rs. 32.05 & as on 31.03.2021 Rs. 24.45.

NHDC Ltd. (Subsidiary) – Snapshots : FY 20-21

Shareholding Pattern : 51:49 (NHPC : GoMP)

Installed Capacity : 1520 MW

Design Energy : 2092.76 MUs

Generation : 4236 MUs (FY'21), 4110 MUs (FY'20)

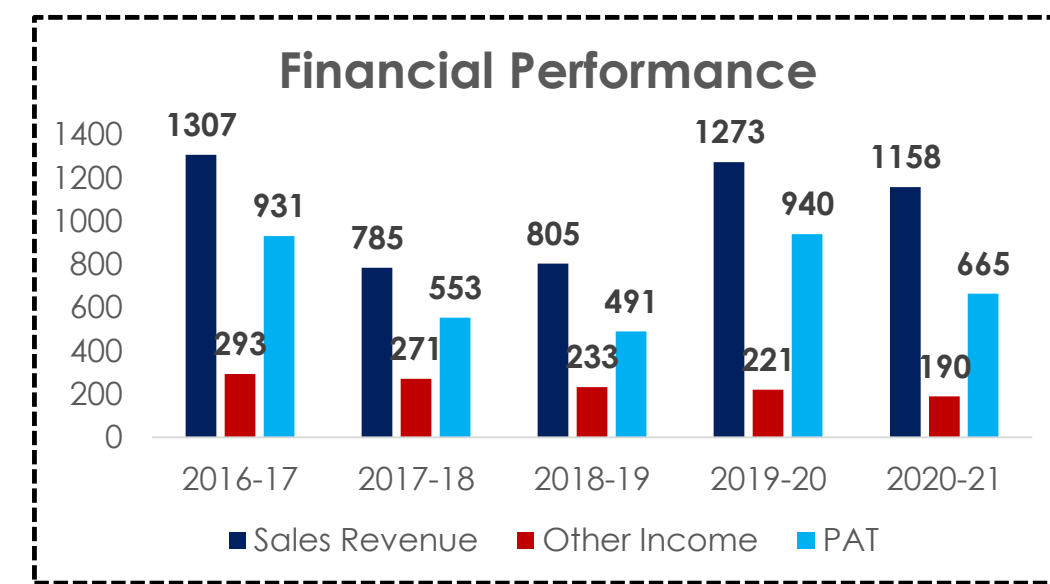
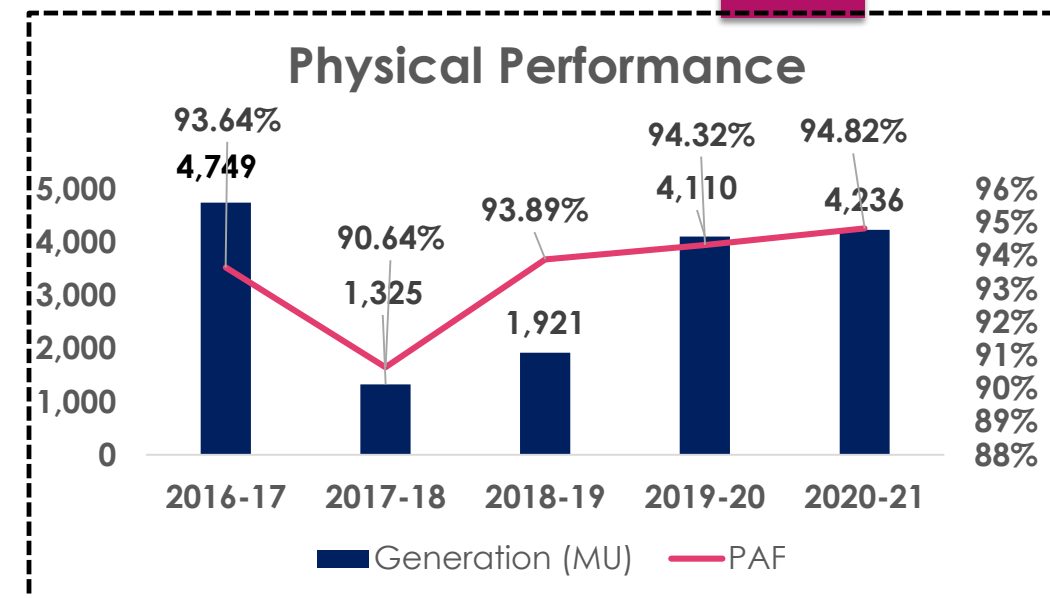
PAF : 94.82% (FY'21), 94.32% (FY'20)

Revenue from operations : Rs. 1158 Crs. (FY'21), 1273 Crs. (FY'20)

PAT : 665 Crs. (FY21), 940 Crs. (FY20)

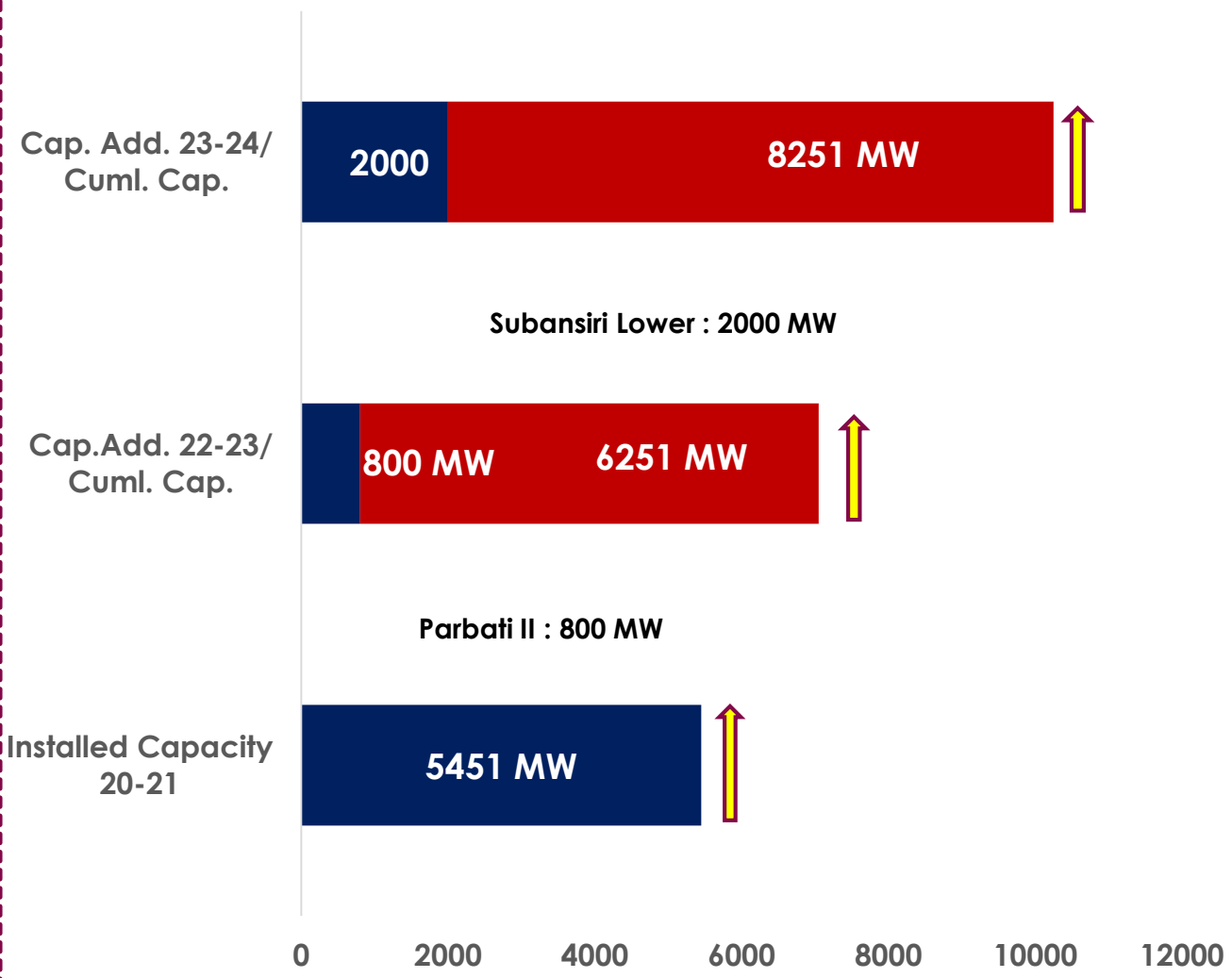
PAF Incentive : Rs. 34 Crs. (FY 21), Rs. 32 Crs. (FY 20)

Secondary Energy : Rs. 254 Crs. (FY 21), Rs. 235 Crs. (FY 20)

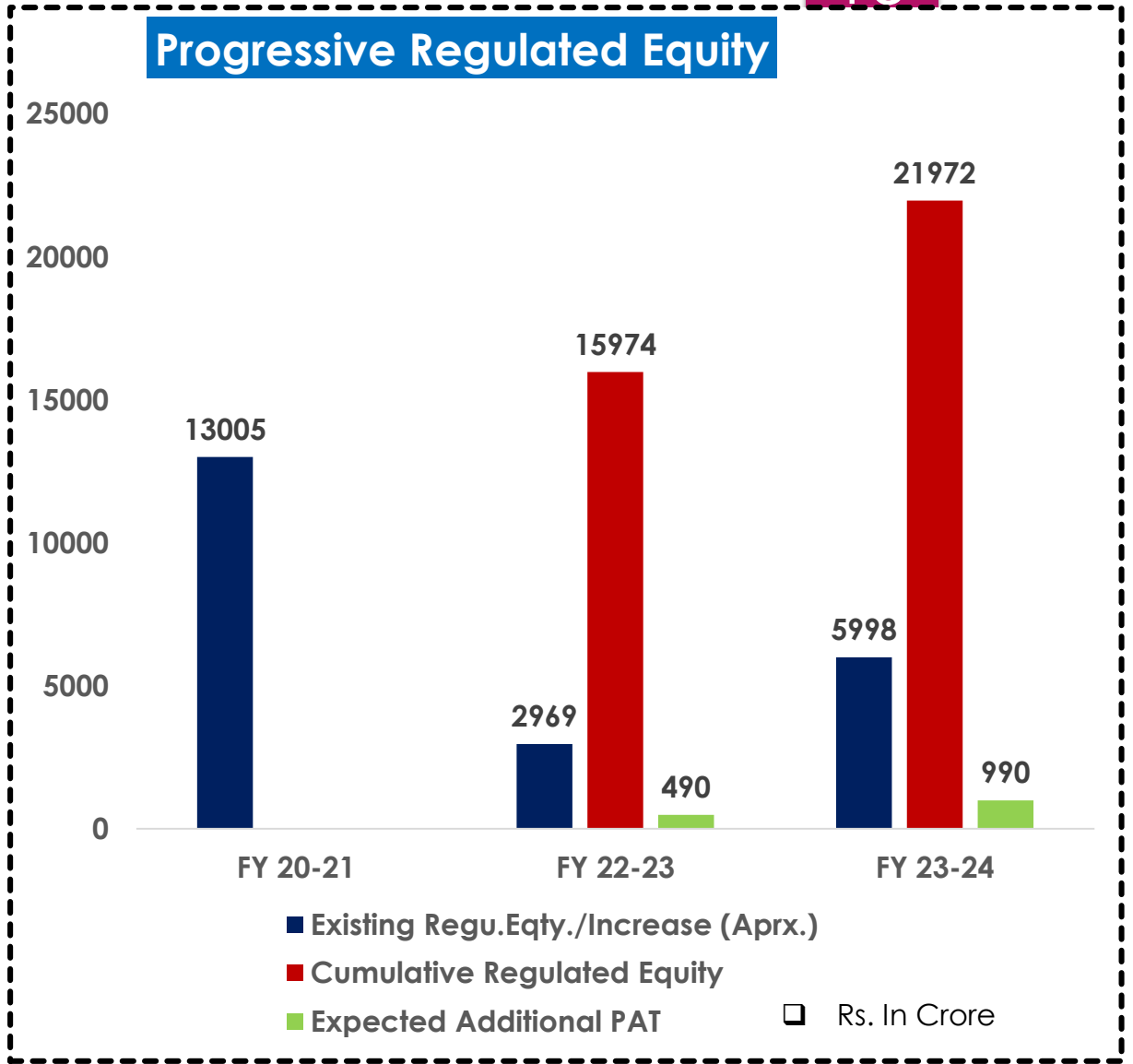


NHPC – Capacity Addition & Regulated Equity (Hydro)

Progressive Capacity Addition



Progressive Regulated Equity



Power Station with highest generation during H1FY'22 : Salal (2604 MU, Annual D.E-3082 MU)





F.Y	Amount (Rs. In Crore)	Remarks
2014-15	2615	(Actual)
2015-16	2793	(Actual)
2016-17	2438	(Actual)
2017-18	2722	(Actual)
2018-19	2213	(Actual)
2019-20	4155	(Actual)
2020-21	3568	(Actual)
2021-22	9104	(BE)



- ❖ Ministry of Power vide letter dated 28.06.2021 conveyed its 'No objection' for setting up of 600 MW Solar Project in EPC Mode by NHPC inside Ultra Mega Renewable Energy Power Parks (UMREPP) scheme subject to approval of Government as per extant rules.
- ❖ MoU has been signed with Bihar State Hydroelectric Power Corporation Limited (BSHPC) on 14th June'21 for implementation of 130.1 MW Dagmara Hydro Electric Project in Supaul district of Bihar. The project is the largest hydropower project in Bihar and shall be implemented by NHPC on ownership basis.
- ❖ Public Investment Board (PIB) had recommended 850 MW Ratle HE Project for implementation. The new joint venture of NHPC and Jammu & Kashmir State Power Development Corporation Limited (JKSPDC) by which the project shall be implemented has been incorporated namely "Ratle Hydroelectric Power Corporation Limited" on 1st June'21. Ministry of Power has conveyed the Government investment sanction for implementation of Ratle HE Project at an amount of Rs.5281.94 crore.
- ❖ Power Purchase Agreement (PPA) has been signed between NHPC and State Discom, GRIDCO on 19.05.2021 for 40 MW Solar PV Project in Ganjam District and LOA for EPC Contract has also been issued to M/s Tata Power Solar Systems Limited on 24.05.2021.
- ❖ NHPC bagged 1000 MW Solar Power Project at a Viability Gap Funding (VGF) of Rs. 44.90 Lakh/MW under CPSU Scheme, Phase-II, Tranche-III in the e-Reverse auction conducted by Indian Renewable Energy Development Authority (IREDA) on 23.09.2021.
- ❖ Teesta-V Power Station has been conferred with the prestigious Blue Planet Prize by International Hydropower Association (IHA).

Renewable Energy

☐ Solar Energy



Clean Power For EVERY HOME

A (i) Standalone (Ownership Based)

(a) Works Awarded

S.No	Name of Project	Capacity (MW)	Estimated Capital cost	Expected Commissioning Schedule	Tariff (Rs./unit)	Status of PPA
1	Solar Power Project, Ganjam (Odisha)	40	178.00	2022-23	2.75	PPA Signed with GRIDCO
Total-(a)		40	178.00			

(b) Tender Stage

S.No	Name of Project	Capacity (MW)	Estimated Capital cost	Expected Commissioning Schedule	Tentative Tariff (Rs./unit)	Status of PPA
1	Floating Solar, West Kallada (Kerala) under UMREPP	50	250.00	2022-23	3.40	PPA to be signed with KSEB as per discovered tariff after tender finalization
2	Ground Mounted Solar, Jaisalmer (Rajasthan) under UMREPP	600	3000.00	2022-23	2.60	PPA to be explored after tender finalization as per discovered tariff
3	Solar Project, Tamilnadu	500	2500.00	2022-23	2.60	PPA to be explored after tender finalization as per discovered tariff
4	Solar Project, Tamilnadu	100	500.00	2022-23	2.60	
5	Projects under CPSU scheme	1000	5000.00	2022-23	2.45	Consent of DISCOMs for 825 MW has already been obtained by NHPC. Signing of PPA to be done after finalization of tender.
Total-(b)		2250	11250.00			

A (i) Standalone (Ownership Based)

(c) Under Pipeline

S.No	Name of Project	Capacity (MW)	Estimated Capital cost	Expected Commissioning Schedule	Tentative Tariff (Rs./unit)	Status of PPA
1	Solar Power Project, Deogarh (Odisha)	100	480.00	2022-23	3.25	Consent for PPA requested from GRIDCO
	Total-(c)	100	480.00			
Sub Total Standalone (Ownership Based) -A(i): (a+b+c)		2390	11908.00			

A (ii) Standalone (As Intermediary Procurer)

(a) Works Awarded

S.No	Name of Project	Capacity (MW)	Estimated Capital cost	Expected Commissioning Schedule	Tariff (Rs./unit)	Status of PPA
1	Projects through Solar Power Developers, Rajsthan	2000	0.00	2022-23	2.55 (1600 MW) 2.56 (400 MW)	PPA and PSA signed. Tariff adopted by CERC
	Total-(a)	2000	0.00			

(b) Under Pipeline

S.No	Name of Project	Capacity (MW)	Estimated Capital cost	Expected Commissioning Schedule	Tentative Tariff (Rs./unit)	Status of PPA
1	Solar, Wind & Storage Hybrid Projects Developers	1000	0.00	2022-23	To be discovered	To be explored subsequently
	Total-(b)	1000	0.00			
Sub Total Standalone (As Intermediary Procurer)-A(ii): (a+b)		3000	0.00			
Grand Total-A:[A(i)+A (ii)]		5390	11908.00			

B. JV Mode

(a) Works Awarded

S.No	Name of Project	Capacity (MW)	Estimated Capital cost	Expected Commissioning Schedule	Tentative Tariff (Rs./unit)	Status of PPA
1	Solar Power Project, Kalpi (UP) (JV-BSUL)	65	312.00	2021-22	3.02	In process with UPPCL
Total- (a)		65	312.00			

(b) Tender Stage

S.No	Name of Project	Capacity (MW)	Estimated Capital cost	Expected Commissioning Schedule	Tentative Tariff (Rs./unit)	Status of PPA
1	Floating Solar Project, Odisha (Proposed JV between NHPC (74%) & GEDCOL (26%))	500	2500.00	2023-24	3.50	To be explored by JVC with State Discom
2	Solar Park, Madhogarh (U.P.) (JV-BSUL)	45	210.00	2022-23	3.30	To be explored subsequently
3	Solar Park, Mirzaour (U.P.) (JV-BSUL)	100	480.00	2022-23	3.30	To be explored subsequently
Total- (b)		645	3190.00			

B. JV Mode

(c) Under Pipeline

S.No	Name of Project	Capacity (MW)	Estimated Capital cost	Expected Commissioning Schedule	Tentative Tariff (Rs./unit)	Status of PPA
1	Solar Park, Jalaun (U.P.) under UMREPP (JV-BSUL)	1200	840.00	2023-24	To be discovered	To be explored subsequently
	Total- (c)	1200	840.00			
Grand Total-B:(a+b+c)		1910	4342.00			

NHPC Projects At A Glance



NHPC-Energising India With Hydropower

S. No	NHPC Project & State/UT	Installed Capacity (MW)	Design Energy (MU)	Year of comm.	Capital Cost as on 31.03.21	Tariff (18-19) (Rs. /Kwh)*	Type of the project
1	Baira Siul (3x60) Himachal Pradesh	180	779.28	1981 (Sep)	204.86	2.04	Run of River (ROR) with small pondage
2	Loktak, (3*35) Manipur	105	448.00	1983 (May)	195.35	3.86	Storage
3	Salal, (6x115) Jammu & Kashmir	690	3082.00	1987 (Nov)	1067.82	2.35	ROR
4	Tanakpur, (3x40) Uttarakhand	94	452.19	1992 (Apr)	428.93	3.30	ROR
5	Chamera-I, (3x180) Himachal Pradesh	540	1664.55	1994 (Apr)	2108.03	2.28	Storage
6	Uri-I, (4x120) Jammu & Kashmir	480	2587.38	1997 (Apr)	3450.64	2.11	ROR
7	Rangit, (3*20) Sikkim	60	338.61	2000 (Feb)	511.98	3.81	ROR with small pondage
8	Chamera-II, (3*100) Himachal Pradesh	300	1499.89	2004 (Feb)	2021.80	2.01	ROR with small pondage
9	Dhauliganga-I, (4x70) Uttarakhand	280	1134.69	2005 (Oct)	1770.79	2.43	ROR with small pondage.
10	Dulhasti, (3x130) Jammu & Kashmir	390	1906.8	2007 (Mar)	5253.80	6.00	ROR with small pondage

NHPC – Projects in Operation... contd.

S.No.	NHPC Project	Installed Capacity (MW)	Design Energy (MU)	Year of Comm.	Capital Cost as on 31.03.21	Tariff (18-19) (Rs. /Kwh)*	Type of the project
11	Teesta-V, (3x170) Sikkim	510	2572.70	2008 (Mar)	2839.85	2.33	ROR with small pondage
12	Sewa-II, (3x40) Jammu & Kashmir	120	533.53	2010 (Jun)	1152.71	5.48	ROR with small pondage
13	Chamera-III , (3x77) Himachal Pradesh	231	1108.17	2012 (Jun)	2141.40	3.94	ROR with small pondage
14	Chutak , (4x11) Jammu & Kashmir	44	212.93	2013 (Jan)	947.93	9.24	ROR
15	TLDP-III, (4x33) West Bengal	132	594.07	2013 (Mar)	1931.49	5.03	ROR with small pondage
16	Nimoo Bazgo, (3x15) Jammu & Kashmir	45	239.33	2013 (Jan)	1073.96	10.69	ROR with small pondage
17	Uri –II, (4x60) Jammu & Kashmir	240	1123.77	2014 (Feb)	2443.78	5.16	ROR
18	Parbati-III (4x130) Himachal Pradesh	520	1963.29	2014 (May)	2726.61	3.08	ROR with small pondage
19	TLDP IV (4x40), West Bengal	160	717.72	2016 (Aug)	1698.86	4.35	Run of River with small pondage
20	Kishanganga (3x110) Jammu & Kashmir	330	1712.96	2018 (Mar)	5935.46	4.10	Run of River with Pondage
	Total-A	5451	24671.86		39906.05	3.40	* Tariff for 2019-20 and 2020-21 yet to be notified.

NHPC – Projects in Operation... contd.

Renewable Energy

27

S.No	Project	Installed Capacity (MW)	Design Energy (MU)	Year of Comm.	Capital Cost as on 31.03.2021	Tariff 20-21 (Rs./unit)	Place of Project
1	Wind Power	50	94.25	2016	330.40	3.67	Lakhmana, Jaisalmer
2	Solar Power	50	105.96	2018	290.59	4.41	Theni/Dindigul District, Tamilnadu
	Total-B	100	200.21		620.99		
	Sub Total Stand-alone(A+B)	5551	24872.07		40527.04	3.41	

Operational Projects with Subsidiary

S.No	Project	Installed Capacity (MW)	Design Energy (MU)	Year of Comm.	Capital Cost	Tariff 18-19 (Rs./Kwh)*	Type of the project
1	Indrasagar, (8x125) Madhya Pradesh	1000	1423.26	2005	4865.09	3.70	Storage
2	Omkareshwar, (8x65) Madhya Pradesh	520	669.50	2007	3152.66	5.25	Storage
	Total-C	1520	2092.76		8017.75		* Tariff for 2019-20 and 2020-21 yet to be notified.
	Grand Total-D:(A+B+C)	7071	26964.83				

NHPC: Projects Under Construction

Project Under Construction-Standalone

NHPC Project	Installed Capacity (MW)	Design Energy (MU)	Type of the project	CCEA Estimated Cost (Rs. Crore) (Price Level)	Anticipated Project Cost (Rs. Crore)	Provisional Project Expenditure till -September'21 (Rs. Crore)	Expected Commissioning Schedule
Subansiri Lower (8X250) Assam/ Ar. Pradesh	2000	7422	Run of River	6285.33 (Dec'02)	19992.43 (Jan'20)	14209.80	FY 23-24 (Q-2)
Parbati II (4X200) Himachal Pradesh	800	3125	Run of River with small pondage	3919.59 (Dec'01)	9897.59 (Apr'20)	9260.94	FY 22-23 (Q-4)
Total (A)	2800	10547		10204.92	29890.02	23470.74	

Project Under Construction-Subsidiary

NHPC Project	Installed Capacity (MW)	Design Energy (MU)	Type of the project	CCEA Estimated Cost (Rs. Crore) (Price Level)	Anticipated Project Cost (Rs. Crore)	Provisional Project Expenditure till -September'21 (Rs. Crore)	Expected Commissioning Schedule
Teesta-VI (4X125) Sikkim	500	2400	Run of River	5748.04 (July'18)	5748.04 (July'18)	1097.58	FY 23-24 (Q-4)
Rangit-IV (3X40) Sikkim	120	508	Run of River with small pondage	938.29 (Oct'19)	938.29 (Oct'19)	167.29	FY 24-25 (Q-1)
Total (B)	620	2908		6686.33	6686.33	1264.87	

NHPC: Projects Under Construction

Project Under Construction-JV

NHPC Project	Installed Capacity (MW)	Design Energy (MU)	Type of the project	CCEA Estimated Cost (Rs. Crore) (Price Level)	Anticipated Project Cost (Rs. Crore)	Provisional Project Expenditure till – September'21 (Rs. Crore)	Expected Commissioning Schedule
Pakal Dul (4X250) UT of J&K	1000	3330	Run of River	8112.12 (Mar'13)	8112.12 (Mar'13)	2057.43	FY 25-26 (Q-2)
Kiru (4X156) UT of J&K	624	2272	Run of River	4287.59 (July'18)	4287.59 (July'18)	596.97	FY 24-25 (Q-2)
Rattle (4X205+30) UT of J&K	850	3137	Run of River	5281.94 (Nov'18)	5281.94 (Nov'18)	3.60	FY 25-26 (Q-4)
Total (C)	2474	8739		17681.65	17681.65	2658.00	
Total (A+B+C)	5894	22194		34572.90	54258.00	27393.61	

S.No.	Projects	Installed Capacity (MW)	Design Energy (MUs)	Cost (In Crore) & PL	Status
1	Teesta-IV (4x130) (Sikkim)	520	2252	6113 (Apr'21)	<ul style="list-style-type: none"> All statutory clearances have been received except forest clearance (stage-II). FRA Compliance is underway. Approval for pre-investment activities has been received. Draft PIB Memo at Apr'21 PL has been submitted to MoP on 24.06.2021. Reply to Comments of IFD, MoP dated 18.09.2021 stands submitted. As desired vide email dt 20.10.2021, present status of public hearing and road map with milestone and timeline submitted to MoP on 22.10.2021.
2	Dibang (12x240) (Ar. Pradesh)	2880	11223	32066 (May'21)	<ul style="list-style-type: none"> Concurrence to Project, Environment Clearance, Forest Clearance (Stage-I) and FRA clearance has been received. CCEA approval for Rs. 1600 crore to incur expenditure on pre-investment activities & balance clearances of the project has been accorded. Forest Clearance (Stage-II) has been accorded on 12.03.2020. Matter regarding cost of compensation for land acquisition is subjudice. Updated project cost is under examination at CEA.
3	Dagmara (Bihar)	130.10	405	2436	<ul style="list-style-type: none"> MoU has been signed on 14.06.2021 for implementation of Project by NHPC on ownership basis. As per MoU, Govt. of Bihar has consented to sign the PPA for 100 % power to be generated. Govt. of Bihar has sanctioned grant of Rs. 700 crore. DPR submitted by Bihar State Hydroelectric Power Corporation (BSHPC) is under examination in CEA/CWC. MoEF &CC had approved TOR on 13.04.2020, in favour of M/s BSHPC. Based on TOR, EIA & EMP report was prepared. ToR has been transferred in favor of NHPC by MoEF&CC vide letter dated 10.08.2021. Forest Clearance is under process and enumeration of trees is already completed.

S.No.	Projects	Installed Capacity (MW)	Design Energy (MUs)	Cost (In Crore) & PL	Status
4	Dugar (Himachal Pradesh)	500	1758	4392 (Apr'21)	<ul style="list-style-type: none"> MoU was signed on 25.09.2019 between NHPC and Govt. of Himachal Pradesh. Project Installed capacity revised from 449 MW to 500 MW as per Power Potential Study by HPA, CEA on 22.10.2020, resulting increase in design energy from 1610 MU to 1758.40 MUs. Detailed Project Report (DPR) has been submitted to CEA on 25.11.2020. DPR is under examination at CEA/CWC. MoEF & CC vide letters dated 05.08.2020 and 08.02.2021 accorded approval to TOR for the project. EIA / EMP study is in progress.
5	Bursar (UT of J&K)	800	1924	25774 (Aug'19)	<ul style="list-style-type: none"> DPR has been submitted to CEA on 06.01.17 & is under examination at CEA/CWC. Defence clearance, wildlife clearance has been accorded. Environment clearance recommended by MoEF&CC but issue of EC letter is pending for want of Forest clearance which is in process.
6	Tawang –I (3x200) (Ar. Pradesh)	600	2963	5911 (Nov'20)	<ul style="list-style-type: none"> All statutory Clearances have been received except Forest clearance. FRA compliance is underway and Basin Study Report has been submitted and accepted. After receipt of Forest Clearance (Stage-I), the process for PIB / CCEA shall be initiated. Approval of Pre-investment activities is available.
7	Tawang –II (4x200) (Ar. Pradesh)	800	3622	7515 (Nov'20)	<ul style="list-style-type: none"> All statutory clearances received except forest clearance (stage-II). FRA Compliance is underway. Approval of pre-investment activities is available.
8	Sawalkot (6x225+1x56) (UT of J&K)	1856	7995	20872 (Nov'20)	<ul style="list-style-type: none"> MOU has been signed between NHPC Ltd. and JKSPDCL on 03.01.2021. The project shall be executed by NHPC on BOOT basis for the period of 40 years. The project is under handover/takeover stage.

S.No.	Projects	Installed Capacity (MW)	Design Energy (MUs)	Cost (In Crore) & PL	Status
9	Goriganga –III A (Uttarakhand)	150	645	2278 (Jul'19)	<ul style="list-style-type: none"> ToR for the project is available. EIA /EMP studies are in process. Final notification for Demarcation of Eco-sensitive zone for Ascot wildlife Sanctuary is yet to be notified.DPR prepared and submitted to CEA on 30.03.18/02.04.2018. Project removed from appraisal list by CEA on account of high tariff (LT - Rs. 8.35/unit). CMD NHPC intimated Hon'ble CM, GoUK on 12.08.2021 that NHPC has carried alternative studies to make these Projects viable by combining some Projects and considering the support by GoUK i.e. waiver / deferment of free power, SGST Reimbursement and subordinate loan from Gol. In the letter CMD NHPC requested for a personal meeting to discuss the proposals of NHPC. A meeting was held between CMD, NHPC and Hon'ble CM, GoUK on 27.10.2021 and Chief Secretary, GoUK on the above matter. A letter has been sent on 28.10.2021 by CMD, NHPC to Secretary, GoUK conveying that NHPC is keen to move forward with development of these hydropower projects on its own or through Joint venture with UJVNL on mutually agreed conditions. It is therefore requested that an appropriate early decision in the matter including the exemptions of free power & SGST may kindly be arrived at, to enable further progress on the projects.
Total		8236.10	32787	107357	

NHPC –JV Projects Under Clearance

Projects Under JV

S. No	Projects	Installed Capacity (MW)	Design Energy (MUs)	Cost (In Cr.) & PL	Status
1	Kwar (4x135) UT of J&K (JV between NHPC (49%) JKSPDC (49%), & PTC (2%))	540	1976	4262.35 (Sept'20)	<ul style="list-style-type: none"> All clearances are available. UT of J&K has conveyed its approval vide letter dated 11.11.2020 for exemptions of free power & water usage charges for first 10 years and waiver of SGST of all supplies. PIB note of Kwar HE Project signed by the JS(H) on 29.09.2021 for circulation, seeking approval for: <ol style="list-style-type: none"> Investment approval, through M/s CVPPPL for construction of Kwar HE Project at an estimated cost of ₹ 4262.35 crore at Sept' 2020 price level which includes IDC & FC of ₹ 73.53 crore, with proposed grant of ₹ 69.80 crore towards cost of Enabling Infrastructure considering subordinate debt of ₹ 2000 crore bearing no interest during construction and thereafter @1% p.a. after Commercial Operation Date (CoD) Infusion of equity of ₹ 641.46 crore by NHPC, in JVC i.e. M/s CVPPPL, for construction of Kwar HE Project including ₹ 70 crore already approved by the Cabinet for pre-construction activities. Grant to CVPPPL from budget of Government of India of ₹ 616.30 crore for Equity contribution of JKSPDC (49%) for construction of Kwar HE Project. MoP vide letter dated 14.10.2021 has submitted the PIB note to Ministry of Finance and requested to convene the PIB meeting at the earliest.
2	Kirthai-II (6x140 + 2x35 + 2x10)	930	3442	6384 (Feb'20)	<ul style="list-style-type: none"> MOU has been signed between NHPC Ltd. and JKSPDCL on 03.01.2021. The project shall be executed by M/s CVPPPL on the same terms and conditions of that of Pakaldul, Kiru & Kwar H E Projects. JKSPDC has formed a committee to expedite handing over- taking over process Vide letter dated 04.02.2021.
TOTAL		1470	5418	10646.35	

Projects Under JV

S.No	Projects	Installed Capacity (MW)	Design Energy (MUs)	Cost (In Cr.) & PL	Status
Foreign Assignment Under JV Scheme					
1	Chamkharchhu (Bhutan)	770	3344	7021 (Dec 16)	<ul style="list-style-type: none"> Project to be developed by JVC of NHPC and DRUKGreen Power Corporation, Bhutan. Joint venture Agreement cum Share Holder's Agreement of proposed JV Company is ready for signing. SHA & AOI shall be signed after finalisation of concession agreement with RGoB & CCEA approval of Gol. Revised draft material for PIB Memorandum submitted to MoP on 23.06.2017 & PIB memo circulated by MoP on 08.09.2017. Reply to all observations of various agencies stand submitted. NHPC vide letter dated 23.06.2020 has requested MoP to take up the issue of finalization of Concessional Agreement with MEA. PIB memo circulated by MOP on 08.09.2017. Comments of CEA, MEA , NITI Aayog, DOE (MoF), DEA (MoF) have been replied. MOP on 01.02.18 was requested to take up the matter with MEA for finalization and signing of concession Agreement with DGPC, Bhutan. Concession Agreement was sent to Druk Green Power Corporation on 15.01.2021 for seeking in principle consent from DHPS, RGOB. In reply, DGPC refused to give consent vide their letter dt 20.01.2021.
JV Grand Total		2240	8762	17667.35	

Projects Under Subsidiary

S.No	Projects	Installed Capacity (MW)	Design Energy (MUs)	Cost (In Cr.) & PL	Status
1	Loktak D/S (2x33) Manipur	66	333.76	1311 (Jul 20)	<ul style="list-style-type: none"> ▪ All statutory clearances of project except CCEA are available. ▪ Tendering of all major works is in process. ▪ PPA signed between Govt. of Manipur and LDHCL on 31.08.2020. ▪ PIB Memo meeting held on 14.07.2021. As per PIB minutes, Cost (at completion) of Project without & with establishment cost till zero date, likely year wise phasing of expenditure at Completion Cost (including establishment cost till zero date) during project cycle and funds to be made available by State Govt. of Manipur & Tariff calculations furnished to MoP vide letter dated 16.08.2021 for further direction & necessary action. ▪ NHPC shared the above information with Govt of Manipur as per direction of PIB vide letter dtd 19.08.2021. Confirmation from Govt of Manipur is still awaited.
TOTAL		66	333.76	1311	

NHPC –Projects Under Survey & Investigation



S. No.	Projects	State	Installed Capacity (MW)	Status
Projects Under FR/DPR Preparation				
1	Garba Tawaghat	Uttarakhand	630	<ul style="list-style-type: none"> Implementation of the project is held up due to the following reasons: <ol style="list-style-type: none"> To take up the matter at appropriate forum for obtaining consent of Govt. of Nepal. Issuance of final Notification of boundary of Eco-Sensitive zone of Askot Wildlife Sanctuary by MoEF. 8th Indo-Nepal meeting was held on 10th-11th December 2020, but the matter was not kept in final agenda, though its inclusion as agenda point was proposed by NHPC. A letter dtd 15.01.2021 has been sent by CMD, NHPC to Secy. (Water Resource) with a request to take up the matter with Govt. of Nepal/appropriate forums for clearance under Mahakali Treaty. The issue was also not discussed in the 9th meeting of Nepal-India Oversight Mechanism held at Kathmandu through VC on 16.08.2021.
2	Dulhasti Stage-II	UT of Jammu & Kashmir	260	<ul style="list-style-type: none"> MOU has been signed between NHPC Ltd. and JKSPDCL on 03.01.2021. The project shall be executed by NHPC on BOOT basis for the period of 40 years. 1st Consultation Meeting with CEA for preparation of DPR was held on 17th Mar'2021 and MOM was issued on 25.03.2021. Further activities for preparation of DPR are in progress. MoEF&CC vide letter dated 16.07.2021 has conveyed the approval to the ToR for EIA/ EMP studies of the project.

NHPC –Projects Under Survey & Investigation

37

S. No.	Projects	State	Installed Capacity (MW)	Status
Projects Under FR/DPR Preparation				
3	Uri-I Stage-II	UT of Jammu & Kashmir	240	<ul style="list-style-type: none"> MOU has been signed between NHPC Ltd. and JKSPDCL on 03.01.2021. The project shall be executed by NHPC on BOOT basis for the period of 40 years. 1st Consultation Meeting with CEA for preparation of DPR was held on 15th Feb'2021 and MOM issued on 22.02.2021. CEA-HPA division during examination of power potential studies, vide letter dated 12.04.2021 has recommended that: "it is advised that the developer may drop the planned Uri-I Stage-II project and fully utilize existing project in national interest". NHPC has requested CEA to review the power potential studies vide letter dated 21.4.2021. MOEF&CC vide letter Dated 10.06.2021 has conveyed the approval to the TOR. EIA/ EMP studies awarded on 09.08.2021. CEA vide letter dated 03.09.2021 has given go ahead with framing of the DPR of Uri-I Stage-II HEP. Further activities for preparation of DPR are in progress.
Total			1130	



Thank
You

