

5th December, 2016

To,
The General Manager,
Department of Corporate Services
BSE Limited
1st Floor, P. J. towers,
Dalal Street, Mumbai 400 001

To,
The Manager,
Listing Department,
The National Stock Exchange of India Ltd.
Bandra- Kurla Complex,
Mumbai – 400 051

Dear Sir,

Scrip Code -SUPREMEINFRA/532904

Sub: Submission of Investor Presentation


As per Securities and Exchange Board of India (Listing Obligations and Disclosure Requirements) Regulations, 2015, we have attached the Investor presentation dated 5th December, 2016 in respect of the Unaudited Financial Results for the Quarter and Half Year ended 30th September, 2016.

We request you to kindly take above on record and oblige.

Thanking you,

Yours faithfully,

FOR SUPREME INFRASTRUCTURE INDIA LIMITED



VIJAY JOSHI
COMPANY SECRETARY

Encl: As above



SUPREME INFRASTRUCTURE INDIA LTD.

Investor Presentation

Q2 FY17

December 2016

This presentation has been prepared by Supreme Infrastructure India Limited (“SIIL”) for informational purposes only and does not constitute or form any part of any offer, invitation or recommendation to purchase or subscribe for any securities. The information contained in this presentation has not been independently verified. No representation or warranty, express or implied, is made and no reliance should be placed on the accuracy, fairness or completeness of the information presented or contained in these materials. Any forward-looking statements in this presentation are subject to risks and uncertainties that could cause actual results to differ materially from those that may be inferred to being expressed in, or implied by, such statements. Such forward-looking statements are not indicative or guarantees of future performance. Any forward-looking statements, projections and industry data made by third parties included in this presentation are not adopted by the Company and the Company is not responsible for such third party statements and projections.

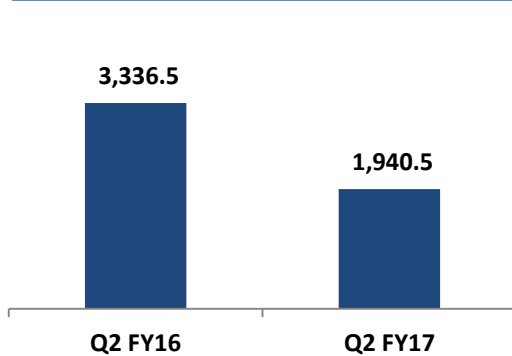
This presentation may not be all inclusive and may not contain all of the information that you may consider material. The information presented or contained in these materials is subject to change without notice and its accuracy is not guaranteed. Neither the Company nor any of its affiliates, advisers or representatives accepts liability whatsoever for any loss howsoever arising from any information presented or contained in these materials. This presentation cannot be used, reproduced, copied, distributed, shared or disseminated in any manner. No person is authorized to give any information or to make any representation not contained in and not consistent with this presentation.

- Q2 FY-17 RESULT HIGHLIGHTS
- ORDER BOOK ANALYSIS
- BOT PROJECT UPDATE
- DETAILED FINANCIALS
- ANNEXURE
 - COMPANY OVERVIEW
 - PROJECT PROFILE

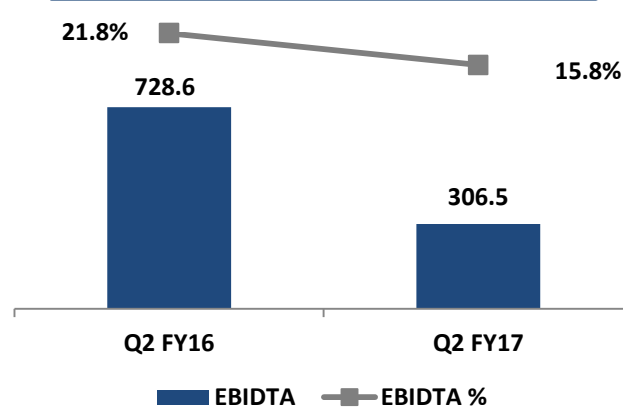


Q2FY17 – STANDALONE RESULT HIGHLIGHTS

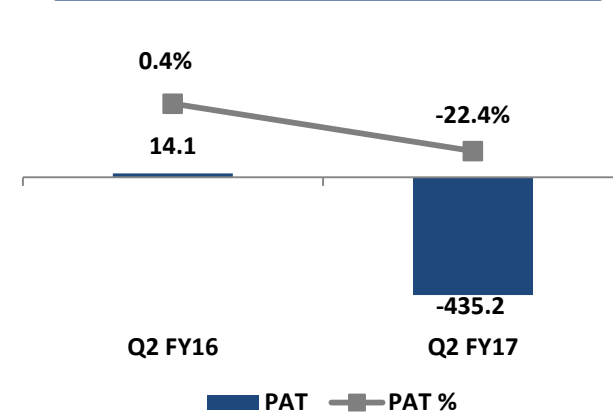
REVENUES



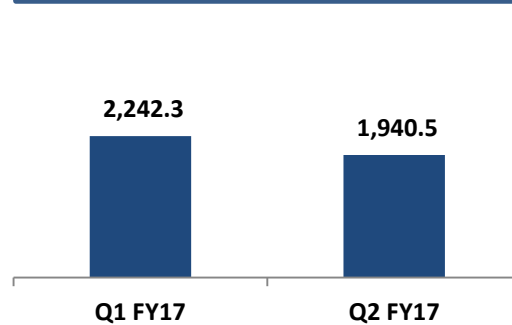
EBIDTA & EBIDTA %



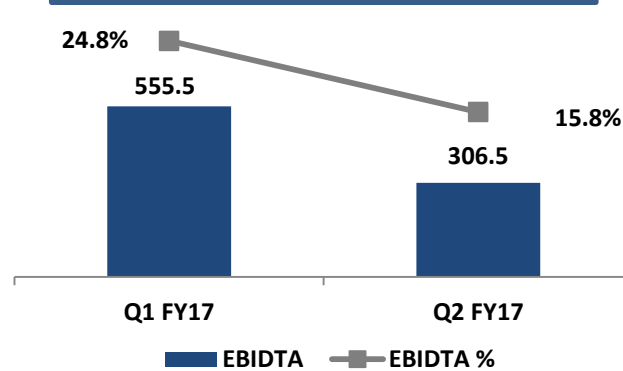
PAT & PAT %



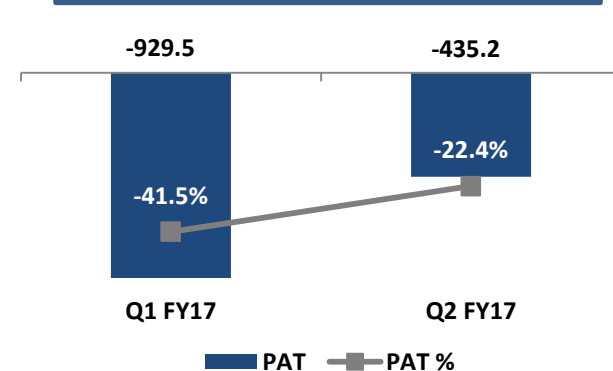
REVENUES



EBIDTA & EBIDTA %



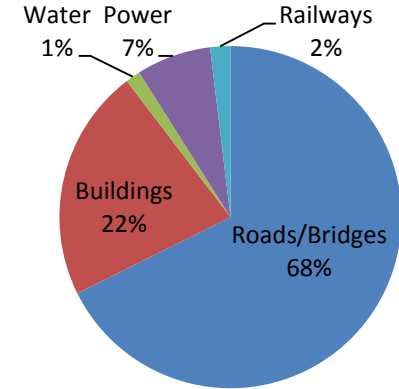
PAT & PAT %



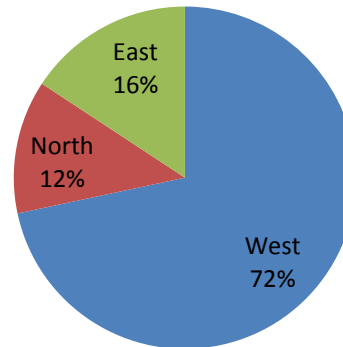
All Figures in Rs. Mn.

Order Book (In Rs .million)	Confirmed
Road / Bridges	22,640
Buildings	7,360
Water	470
Power	2,360
Railways	640
Total	33,470

Segmental Breakup



Order Book (Geography wise)



BOT PORTFOLIO – Sept 2016

OPERATIONAL BOT PROJECTS

All Figures in Rs. Mn.

Particulars	MWB	NK	PNM	VB
Project Cost	5,540	2,340	930	2,140
Equity Stake	74%	51%	100%	100%
3i stake	-	49%	-	-
Economic Interest	100%	100%	100%	100%
Sanctioned Debt	4,132	1,490	650	2,340
Debt outstanding	4,110	1,190	595	1,481
Supreme Equity (incl.3i)	1,820	590	280	600
Equity Infused (incl 3i)	1,790	590	280	600
Avg Toll Revenue/day for Q2 FY16 (Rs. Lakh)	9.44	10.3	2.85	7.89
Concession Period (years)	28.5	8.5	13.0	20.1
Project Road Length (Kms)	70.9	55.0	55.7	26.0
State	Maharashtra	Maharashtra	Punjab	Maharashtra
Awarding Authority	PWD	PWD	PIDB	PWD

All figures in ₹ Mn, unless otherwise mentioned. We estimate a traffic Growth of 5-7% with project and equity IRR of 18% and 21% respectively.

*MWB: Manor Wada Bhiwandi
PNM: Patiala Nabha Malerkotla
VB: Vasai Bhiwandi*

*NK: Ahmednagar Kopargoan
KB: Kasheli bridge*

BOT PORTFOLIO – Sept 2016

UNDER CONSTRUCTION BOT PROJECTS

All Figures in Rs. Mn.

Particulars	PI	JRR	AKT	SS	HM	KM	NK Phase-I
Project Cost	12,060	10,450	6,382	3,840	997	1,030	2,890
Equity Stake	64%	40%	51%	46%	98%	74%	100%
3i Stake	-	-	49%	44%	-	-	-
Economic Interest	90%	40%	100%	90%	100 %	74%	100%
Sanctioned Debt	9,000	7,900	4,726	2,880	600	750	1,910
Debt outstanding	8,040	2,220	4,690	2,880	497	750	1,855
Supreme Equity (incl.3i)	3,060	1,020	1,655	960	397	280	980
Equity Infused (incl 3i)	2,763	1,274	1,630	960	397	300	930
Est. Toll revenue/day (Rs. Lakh)	45	35	18	9	4	4	14
Construction Period (mth)	30	21	36	24	24	18	12
Concession Period (years)	21	28	22.9	22.9	24	18	7.1
Project Road Length (Kms)	84	47	61.1	51	1.2	30	42
State	Maharashtra	Rajasthan	Maharashtra	Maharashtra	Maharashtra	Punjab	Maharashtra
Awarding Authority	NHAI	JDA	PWD	PWD	PWD	PPWD	PWD
EPC work allocation	Supreme/ Mahavir	Supreme	Supreme	Supreme	Supreme	Supreme	Supreme
Commercial operational date	Mar 17 *	Sep 17	June 17	Mar 17	June 17	Dec 16	Mar 17

All figures in ₹ Mn, unless otherwise mentioned.

*PI: Panvel Indapur
Tembhurni*

SS: Sangli Shirol

HM: Haji Malang

JRR: Jaipur Ring Road

*AKT: Ahmednagar Karmala
KM: Kotkapura - Muktsar*

Q2FY17 DETAILED FINANCIALS

STANDALONE P&L STATEMENT

All Figures in Rs. Mn.

Particulars	Q2 FY17	Q2 FY16	YoY %	Q1 FY17	QoQ %
Income	1,940.5	3,336.5	-41.8%	2,242.3	-13.5%
Expenditure	1,834.7	2,734.4	-32.9%	1,867.4	-1.8%
EBITDA (with other income)	306.5	728.6	-57.9%	555.5	-44.8%
EBITDA%	15.8%	21.8%	-604 bps	24.8%	898 bps
Depreciation	62.7	77.7	-19.3%	62.0	1.0%
PBIT	243.8	650.9	-62.5%	493.4	-50.6%
Interest Cost	677.7	632.3	7.2%	633.7	6.9%
Exceptional Item	0.0	0.0	-	-787.7	-
PBT	-433.9	18.6	-2435.6%	-928.0	-53.2%
Taxes	0.0	7.5	-100.0%	0.0	-
PAT (without OCI)	-433.9	11.1	-4008.7%	-928.0	-53.2%
Other Comprehensive Income	-1.3	3.0	-141.6%	-1.5	-14.6%
PAT (with OCI)	-435.2	14.1	-3181.3%	-929.5	-53.2%
PAT %	-22.4%	0.4%	-2285 bps	-41.5%	1902 bps
Equity (mn shares)	25.7	25.7	-	25.7	-
EPS	-16.9	0.6	-3172.7%	-36.2	-53.3%

ANNEXURE

COMPANY OVERVIEW

- Supreme Infrastructure India Ltd (SIIL) is a diversified EPC player with presence across multiple EPC segments.
- Incorporated as Supreme Asphalts Pvt. Ltd in 1983 and started as a supplier of aggregates/asphalt to construction companies, later moved up the value chain through forward integration into construction service
- Promoted by Mr.Bhawanishankar Sharma in 1983;Young and dynamic management team

BACKWARD INTEGRATED MODEL

- Fully integrated in terms of raw material availability through ownership of quarries, crusher plants, ready mix concrete (RMC) and wet mix plants.
- One of the key highlights of the company's operations is its strategy of securing access to key raw materials required for construction—aggregates, RMC and asphalt resulting into Industry above EBIDTA Margins.

WELL DIVERSIFIED GEOGRAPHIC & BUSINESS VERTICAL PRESENCE

- Diverse Execution capabilities through our EPC presence in 6 segments (Roads, Bridges, Buildings, Railways, Power and Water Infrastructure)
- Well diversified Geographic presence across 13 states across India – Projects in Haryana, Maharashtra, UP, Rajasthan, Punjab, WestBengal, Assam, Orrissa, Jharkhand
- Caters to variety of clientel across Government as well as Private segment ;worked for NHAI, MMRDA, CPWD, PWD, BMC, IndianRailways, Ramprastha Developers, Mundra Port, RNACorp, NBCC,etc

ROBUST BOT PROJECT PORTFOLIO

- Current portfolio of 11 BOT project, of which 4 projects are already operational providing a current Toll of ~ Rs. 3.5 mn per day. Additional 4 projects expected to be operational within current year FY16.
- EPC component of the BOT projects to be executed by the parent company SIIL thus reducing the execution risk.
- Minimal implementation risk with 80-85% of land acquisition already in place. All the project routes are in key commercial corridors attracting huge industrial traffic with no alternate route available.



- **Name – Bus stand and mini depot at Sankhali, Goa**
- **Location – Sankhali, Goa**
- **Segment – Infrastructure.**
- **Project Size – Rs.198.9 mn**
- **Client - GSIDC**
- **Project Description – Construction of Bus stand and mini depot at Sankhali, Goa.**



- **Name – Six lane creek bridge**
- **Location – Durgadi, Kalyan, Mumbai**
- **Segment – Bridge infrastructure.**
- **Project Size – Rs.757.2 mn**
- **Client - MMRDA**
- **Project Description – Construction of six lane creek bridge at Durgadi fort on Bhivandi-Kalyan-Adilabad Road.**

NEW PROJECTS WON IN FY 16-17



- **Name –IT Park, Krishnanagar,Nadia,West Bengal**
- **Location – Krishnanagar,Nadia,West Bengal**
- **Segment – Building**
- **Project Size – Rs.252.5 mn**
- **Client - WEBEL**
- **Project Description – Construction of Proposed IT Park at Krishnanagar, Nadia, West Bengal.**



- **Name – (G+7) Storied Building, Vangani.**
- **Location – Vangani, Mumbai.**
- **Segment – Building**
- **Project Size – Rs.722.66 mn**
- **Client - XRBIA**
- **Project Description – Construction of (G+7) Storied Building at Vangani, Mumbai.**

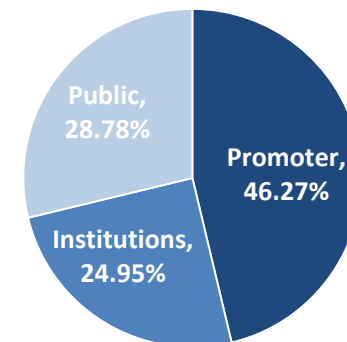


- **Name – I.T Park for STPI, Salt lake, Kolkata.**
- **Location – Salt lake, Kolkata.**
- **Segment – Building.**
- **Project Size – Rs. 557.34mn**
- **Client - CPWD**
- **Project Description – Construction of I. T Park for STPI at Plot No.5/1, Block-DP, Sector-V, Salt lake, Kolkata.**

COMPANY OVERVIEW

SHAREHOLDING STRUCTURE

Category	Sep-16	Jun-16	Mar-16	Dec-15
Promoters	46.27%	50.18%	50.68%	50.63%
Institutions	24.95%	22.92%	22.62%	22.56%
Public	28.78%	26.90%	26.70%	26.81%
Total	100.00%	100.00%	100.00%	100.00%
Equity Capital (no. of shares)	25.70mn	25.70mn	25.70mn	25.70mn



Key Institutional Shareholders	% Holding
Kitara PIIN 1101	6.42%
ICICI Prudential	4.90%
Eastspring Investments	2.95%
Kotak Mahindra Ltd	2.78%
ICICI Bank Limited	1.87%
Premier Investment Fund	1.83%
Total	20.75%

COMPANY OVERVIEW

MAJOR CLIENTELE



NHAI



Punjab
PWD



Airports Authority
of India



MMRDA



BMC



JDA



PWD



Indian
Railways



Mumbai
Port Trust



MSEDCL*



Ramprastha



CPWD



Vodafone



DSIIDC



Rolta

For further details please contact :



RAKESH KOGTA

Supreme Infrastructure India Ltd.

Contact No: 022 61289700

Email: cs@supremeinfra.com

DICKENSON SEAGULL IR

Ammeet Sabarwal

Dickenson Seagull IR

Contact No : +91 9819576873

Email : ammeet.sabarwal@dickensonir.com