



November 1, 2017

MHRIL/SE/ 2017-18/389

Listing Compliance
National Stock Exchange of India Limited
Exchange Plaza, Plot No. C/1, G Block
Bandra-Kurla Complex
Bandra (E), Mumbai - 400 051
Scrip Code: MHRIL

Department of Corporate Services
BSE Limited
Floor 25, PJ Towers,
Dalal Street
Mumbai – 400 001
Scrip Code: 533088

Dear Sir,

Sub: Presentation on the Unaudited Financial Results for the quarter and half year ended September 30, 2017

Pursuant to Regulation 30 of the Securities and Exchange Board of India (Listing Obligations and Disclosure Requirements) Regulations, 2015 ("SEBI Listing Regulations"), please find enclosed a presentation on the Financial Results of the Company for the quarter and half year ended September 30, 2017 to be made to the Investors / Analysts.

The aforesaid presentation is also being hosted on the website of the Company, www.clubmahindra.com in accordance with the Regulation 46 of the SEBI Listing Regulations.

Kindly take the same on record.

Thanking you,

Yours faithfully,

For **Mahindra Holidays & Resorts India Limited**

Dinesh Shetty
General Counsel & Company Secretary



Encl: as above



Mahindra Holidays &
Resorts India Limited

Q2 FY18
Investor Presentation
Nov 01, 2017



Disclaimer

- This note has been prepared exclusively for the benefit and internal use of the recipient and does not carry any right of reproduction or disclosure. Neither this note nor any of its contents maybe used for any other purpose without the prior written consent of Mahindra Holidays & Resorts India Limited.
- In preparing this note, we have relied upon and assumed, without any independent verification, the accuracy and completeness of all information available from public sources or which was otherwise reviewed by us.
- This note contains certain assumptions, which Mahindra Holidays & Resorts India Limited considers reasonable at this time and our views as of this date and are accordingly subject to change. Computations adopted in this note are indicative and are based on current prevailing market prices and general market sentiment. No representation or warranty is given by Mahindra Holidays & Resorts India Limited as to the achievement or reasonableness or completeness of any idea and/or assumptions.
- This note does not purport to contain all the information that the recipient may require. Recipients should not construe any of the contents herein as advice relating to business, financial, legal, taxation, or investment matters and are advised to consult their own business, financial, legal, taxation and other advisors concerning the company.
- This note does not constitute an offer for sale, or an invitation to subscribe for, or purchase equity shares or other assets or securities of the company and the information contained herein shall not form the basis of any contract. It is also not meant to be or to constitute any offer for any transaction.



INTRODUCTION



JOURNEY SO FAR



BUSINESS UPDATE



**FINANCIAL
PERFORMANCE**

Introduction

Established in 1996, Mahindra Holidays is today a leading player in the leisure hospitality industry in India. Our brand assures customers of great quality and memorable family experiences

Our Credo

- Make Every Moment Magical



Our Mission


- Good Living, Happy Families.

Our CMH 25 year product

25 year memberships for 7 nights/8 days every year in any of our 50+ resorts in India & abroad

Season


Blue
Off Peak




White
Medium



Red
Peak



Purple
Super Peak



Apartment Size

Studio
(2 adults, 1 child)

1 BR
(2 adults, 2 children)

2 BR
(4 adults, 2 children)

Our Target Member Profile



28+ years of age
Married; 1-2 children (Age 3-15 years)
SEC A+ & A

Appreciates quality family time
Takes regular vacation
Seeking variety
Plans in advance

Journey So Far...

Our Capabilities built over 20 years of our journey

- Spot new unexplored destinations
- Create marquee resorts

- Manage fully serviced resorts
- High standards of hospitality in remote destinations

Offer unparalleled family holidaying experiences

Service an ecosystem of 200,000+ members

Online and offline lead generation capability to create a funnel of prospects

The largest direct selling company sales force network in hospitality industry

And the journey continues...

Member Base

225,635

Occupancy

81%

CAPS

58%

Inventory

3302

Resorts

53

Sales Location

114

Awards & Accolades

Golden Peacock Award - Sustainability



WINNER

Civic Award- Good Corporate Citizen, 2017



Certificate of excellence TripAdvisor



27 Resorts In India received the certificate of excellence awards

Winner- Creating Distinct Value



Best Social Media Brand – Hospitality



DX leader – Operational Transformation



Winner – Mobile APP

National Awards & DMAI Awards



TISS Leapvault – Gold Award Winners



CLO Award

Resort Diversity

Hill Stations

- Manali, Shimla, Naldhera, Srinagar
- Dharamshala, Kanatal, Binsar
- Mussorie, Kandaghat, Naukuchiatal,
- Munnar, Ooty, Kodaikanal, Coorg, Virajpet
- Gangtok, Baiguney
- Mahabaleshwar, Lonavala, Hatgarh

Beaches

- Varca, Goa
- Emerald Palms, Goa
- Acacia Palms, Goa
- Cherai
- Pondicherry
- Ganapatipule

Backwaters

- Ashtamudi
- Kumarakom
- Poovar
- Allepey

Wildlife

- Corbett
- Gir
- Kanha
- Yercaud
- Thekkady

Forts & Heritage

- Kumbhalgarh
- Udaipur
- Jaisalmer
- Jaipur

International

- Bangkok
- Kuala Lumpur
- Dubai
- Austria
- Singapore



Format Suited to Consumer Needs

Indian Consumer Needs

Flexibility of choosing time of holiday

Destination Variety : Won't go to the same place every year

Complete family experience Holidays with entire family



Our Product Design

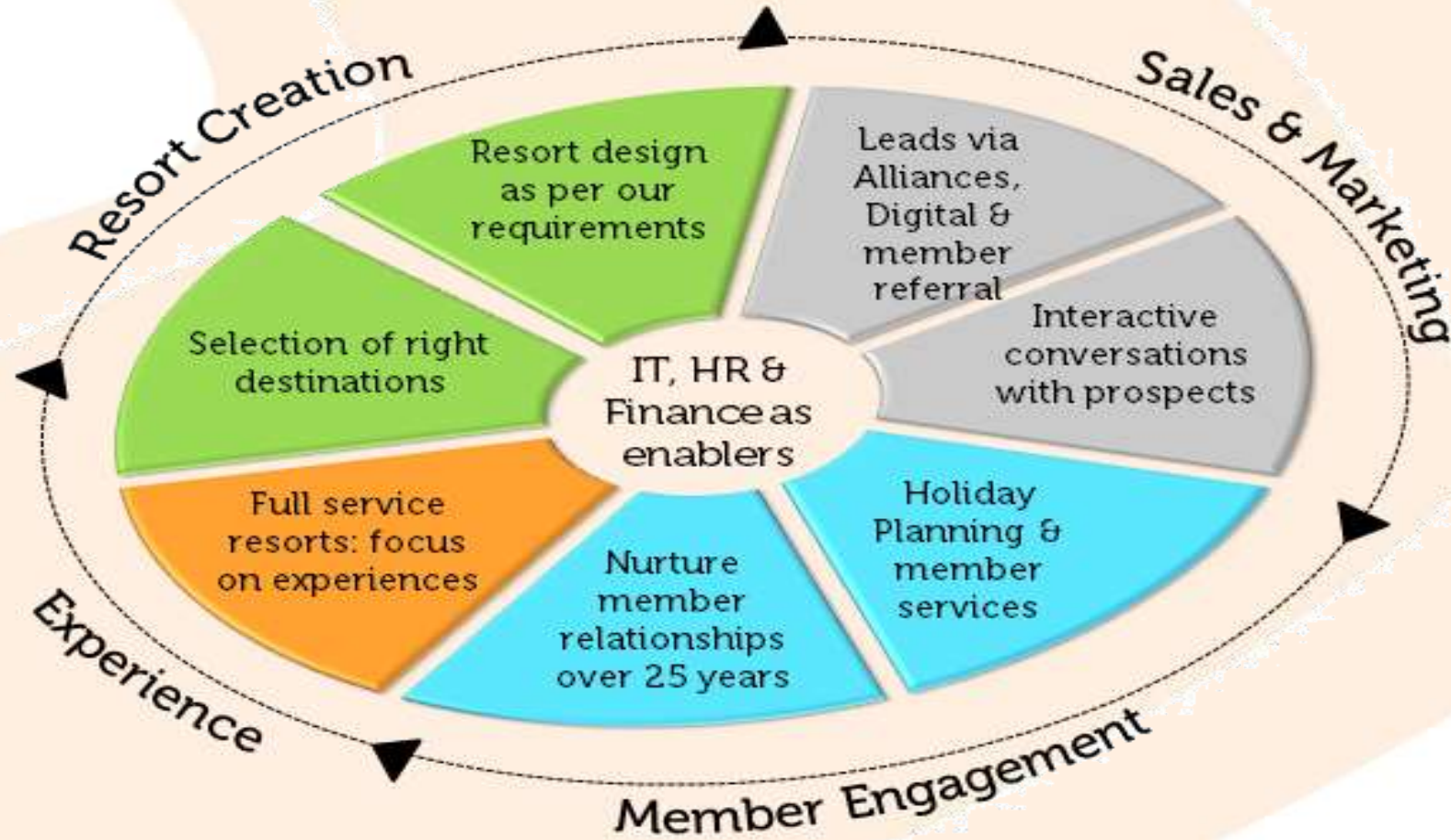
"Floating Week" – members can choose from a wide range of time intervals in the year (Season Band)

"Diversity of Resort locations" – members can holiday in any resort

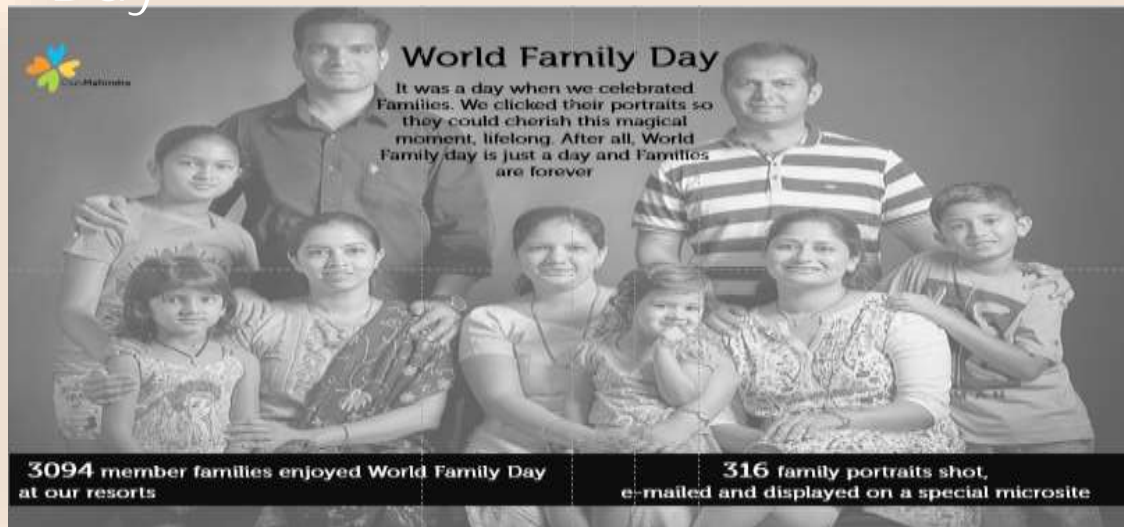

Full Service Resorts. Cater to needs of all members in the family

Our Proposition different from conventional VO


Fully Integrated Value Chain



Brand Building Initiatives



Themed F & B Experience





50th
Resort

NALDHERA, Pristine Peaks

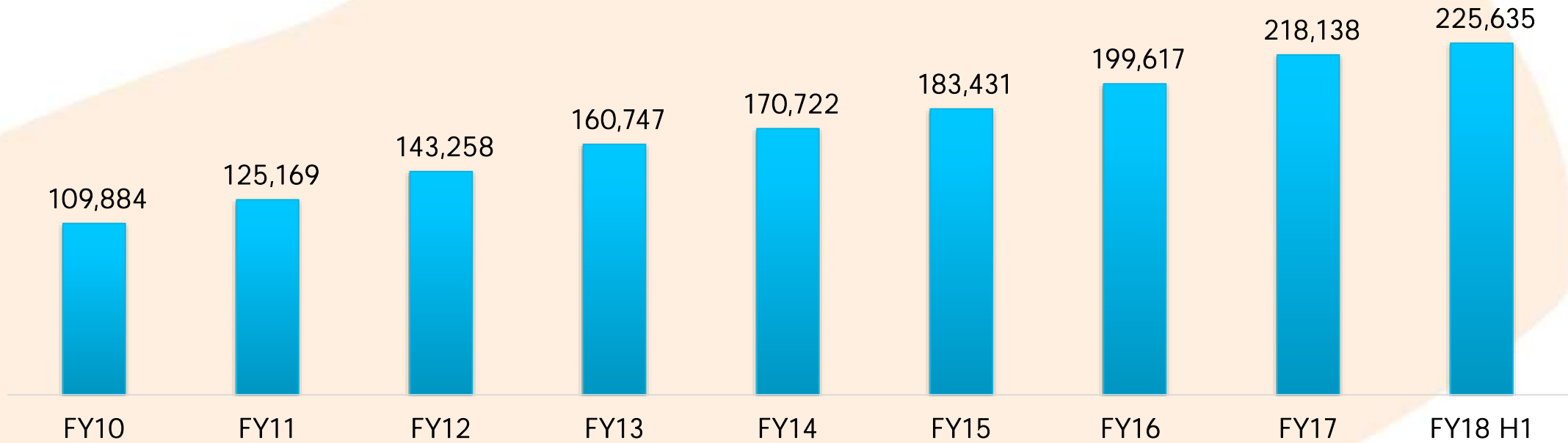


- Situated at 7,500ft alt, is the untouched hill of Himalayas – Naldhera
- Majestic British era architecture
- Located 21kms from Shimla
- Next to renowned golf course



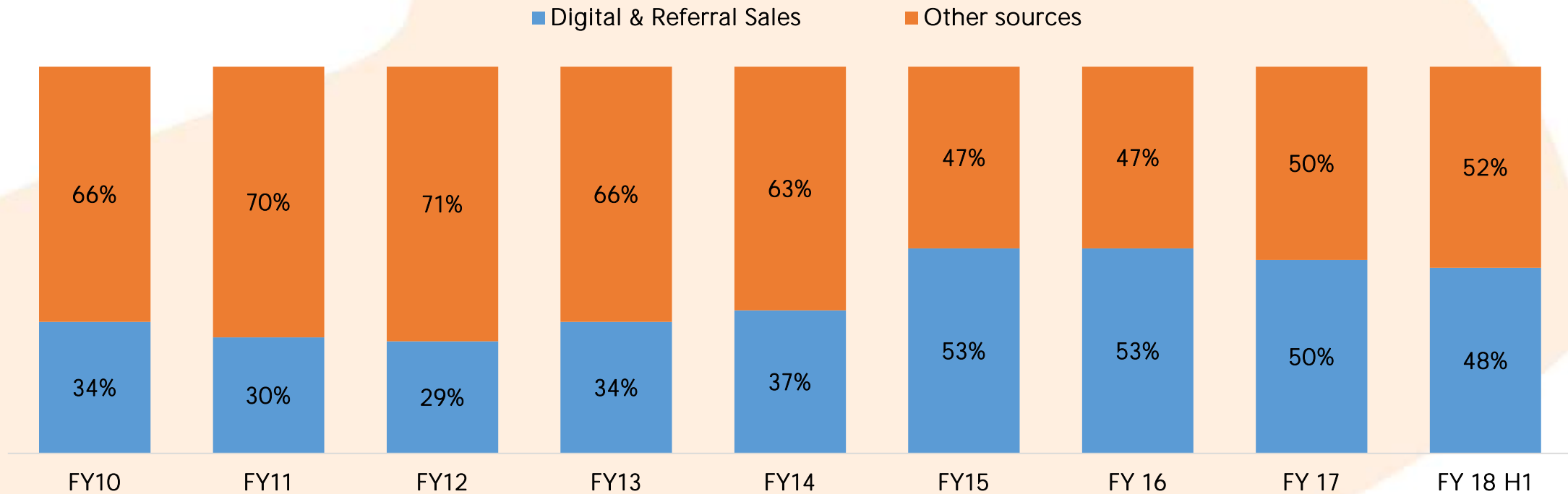
FY 18 Q2
Business Update

Consistent Increase in Member Base



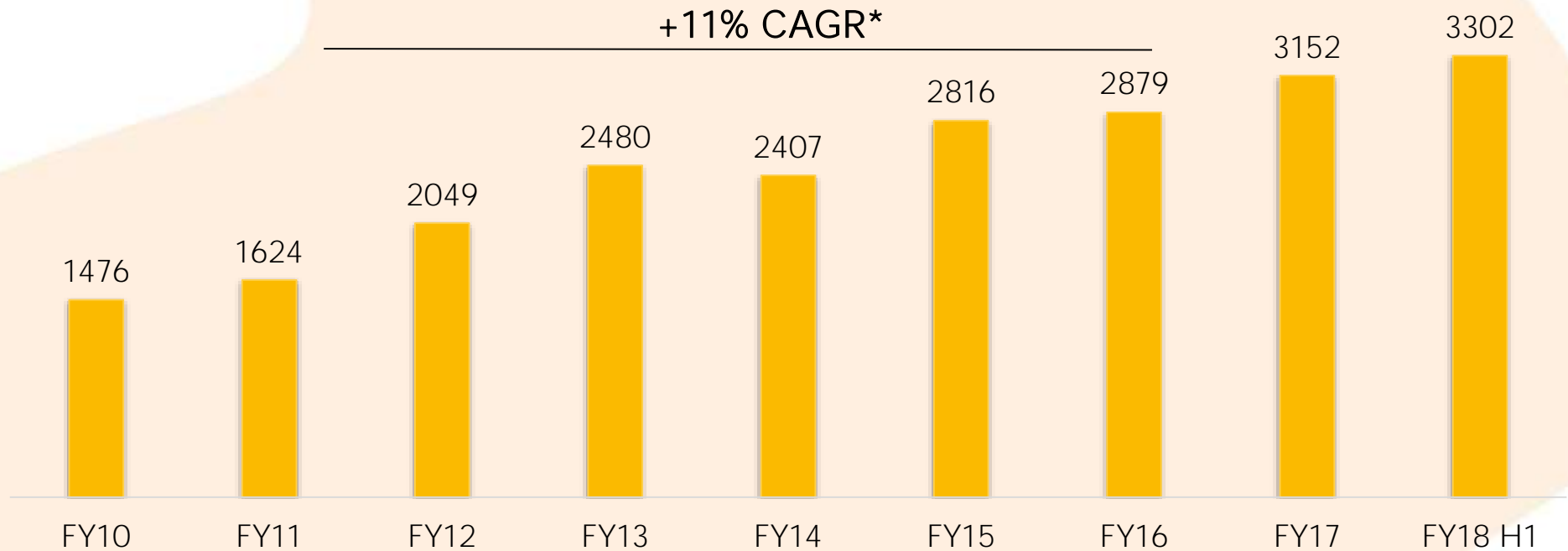
Growth through Digital & Referrals

Sales Mix by source of lead



Ensuring Healthy Inventory Addition

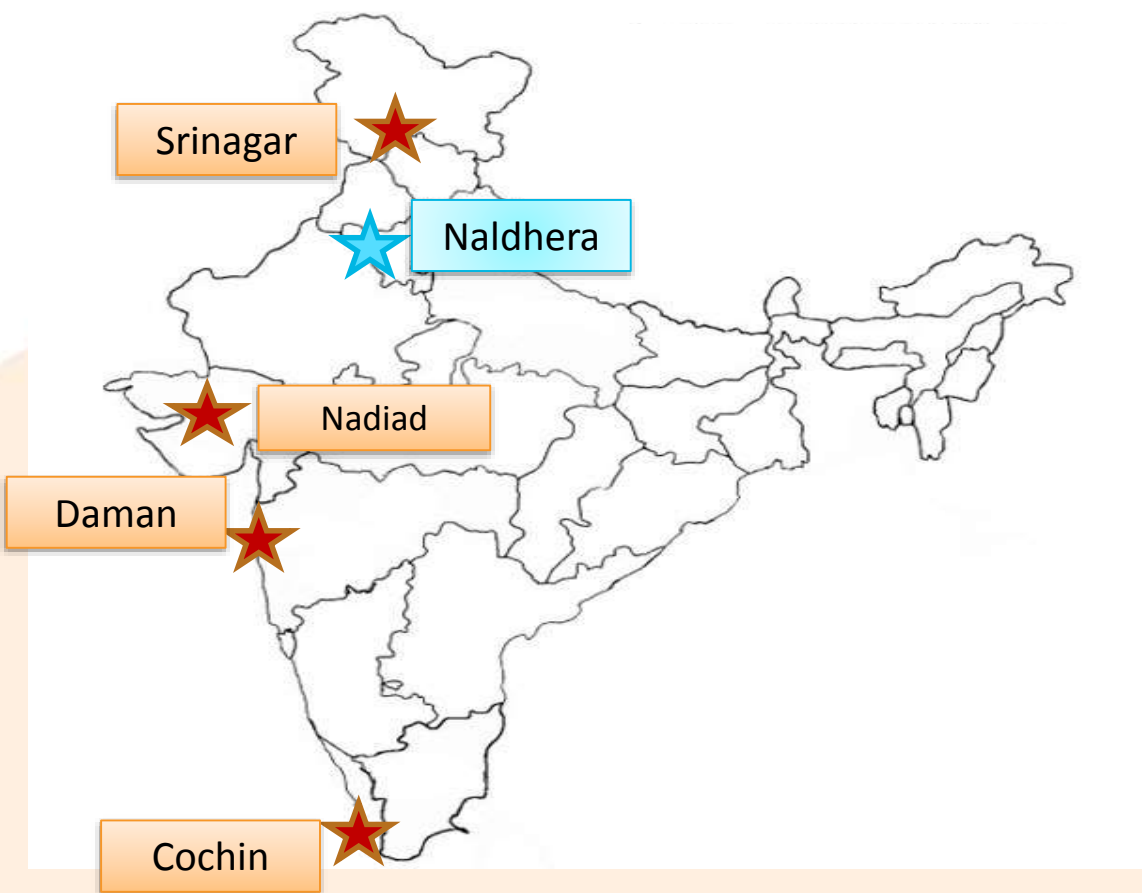
Cumulative Inventory (Number of Units)



* CAGR from FY10 to FY17

Resort footprint

53 resorts Across India and Abroad



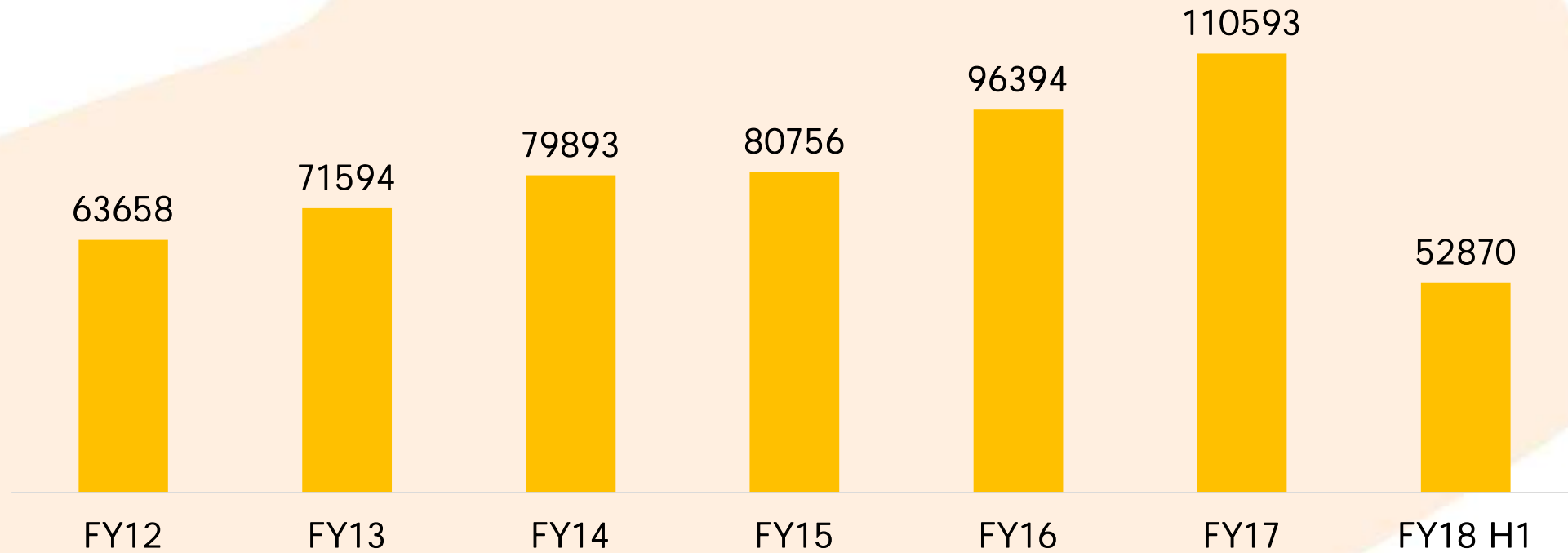
Inventory Addition in Q2 FY18 - 95 rooms

- Kochi – 30 units
- Singapore – 25 units
- Srinagar -20 units
- Nadiad – 15 units
- Ganapatipule – 5 units

Financial Performance Trend

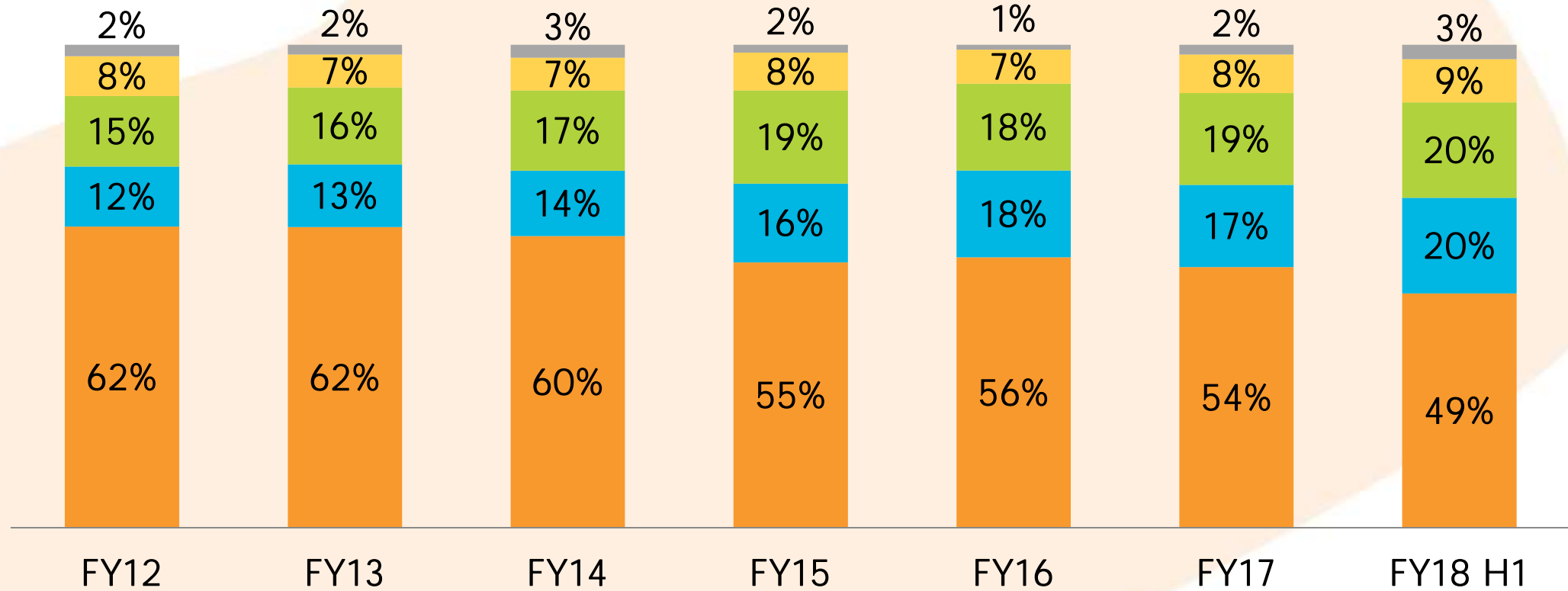
Total Income

Total Income (in Lacs)
+12% CAGR

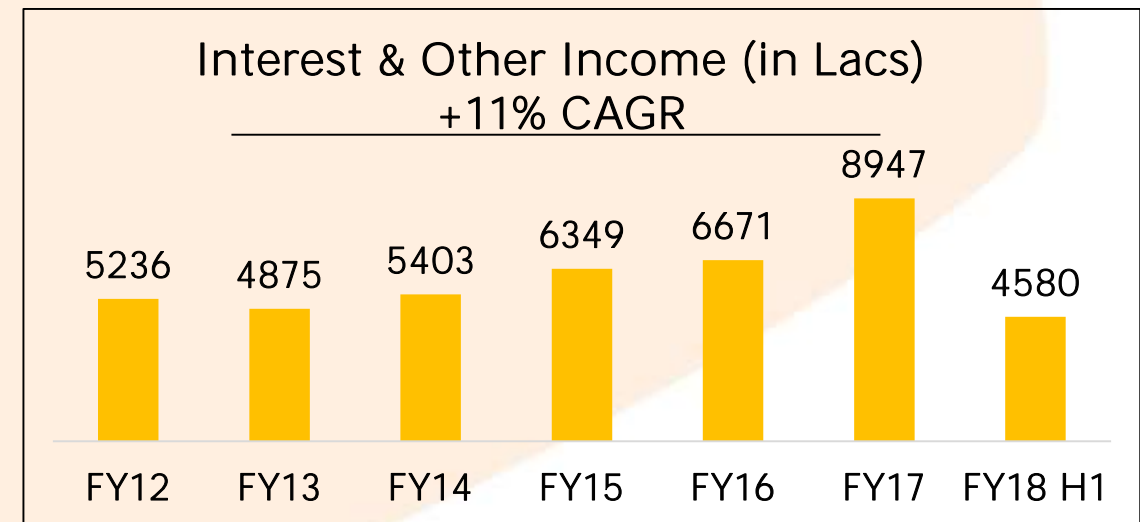
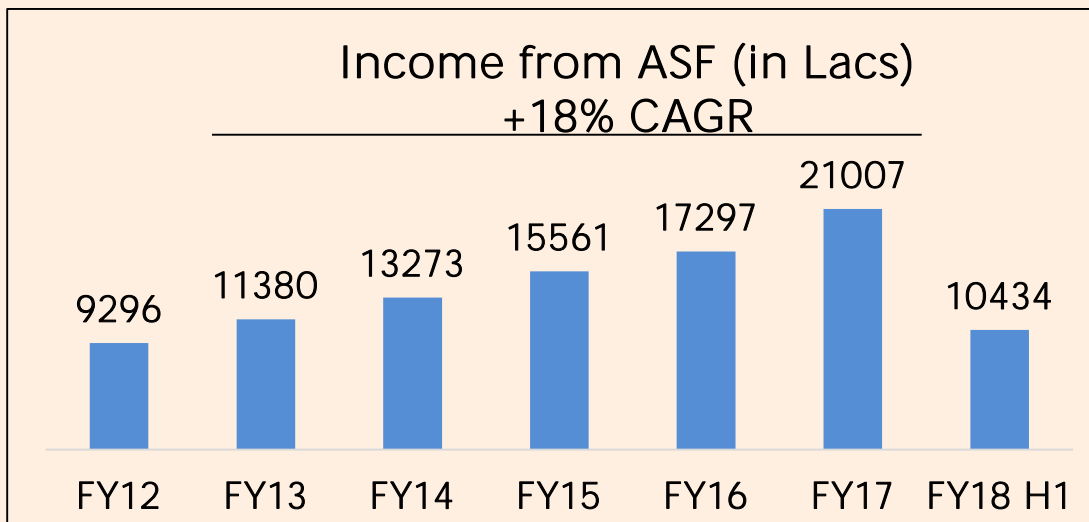
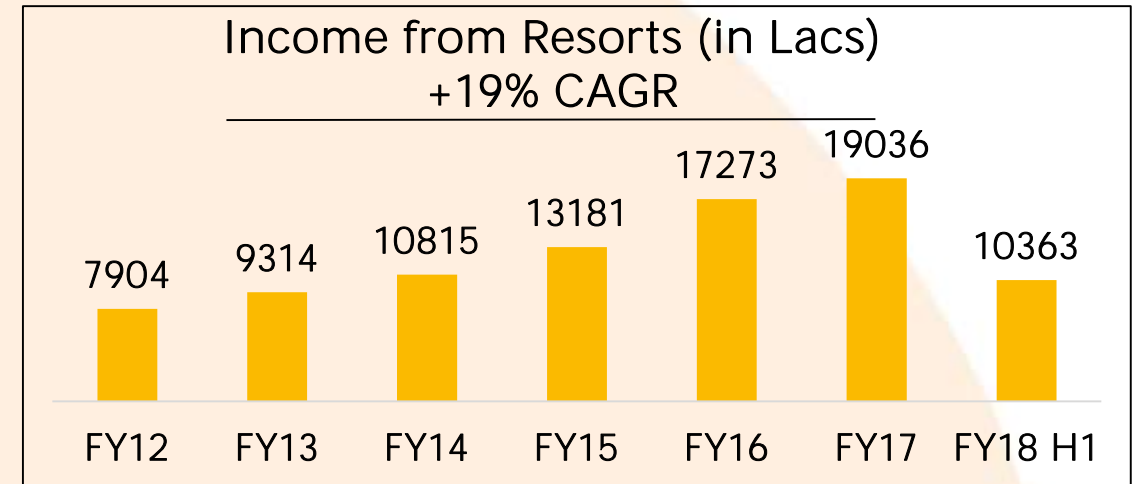
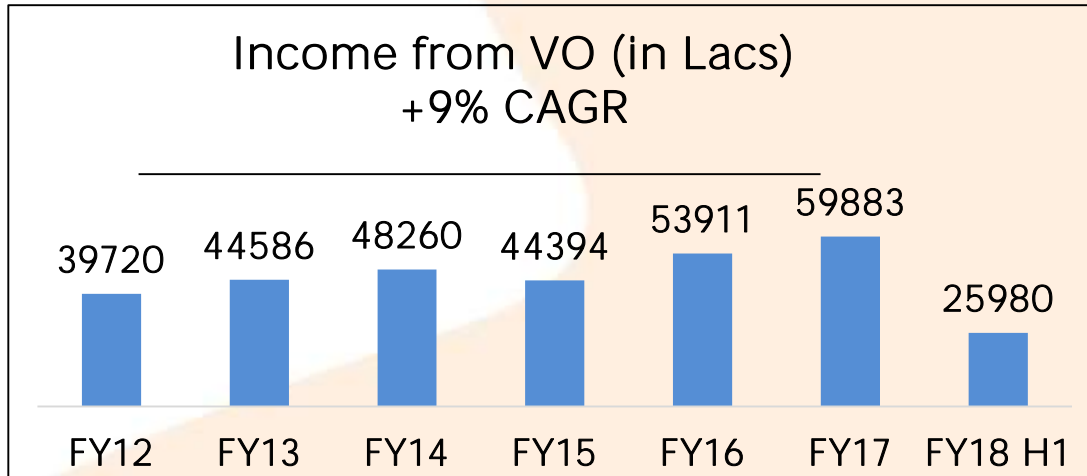


Revenue Mix

■ VO Income
 ■ Resorts Income
 ■ ASF Income
 ■ Interest & Others
 ■ Others

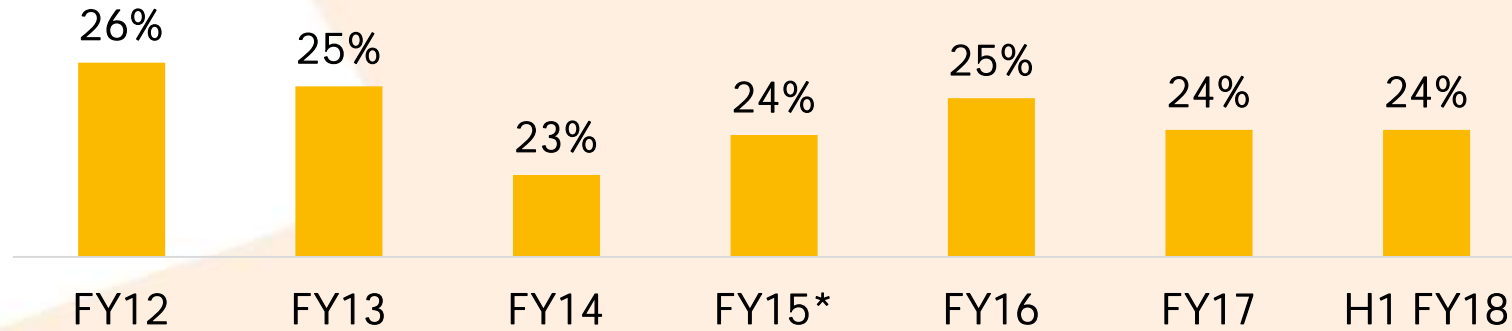


Consistent Financial Performance

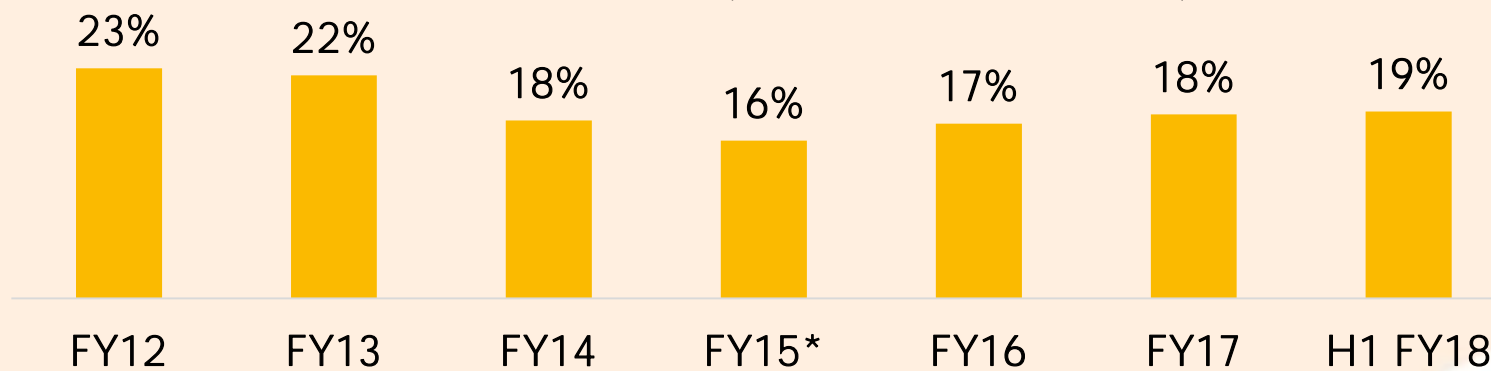


Consistent Financial Performance

EBITDA (% of total income)



PBT (% of total income)



* Before exceptional item



Q2 FY18 Highlights

- Total income at Rs 251.9 Crores vs. Rs 261.4 Crores in Q2'17
- PAT at Rs 31.7 Crores vs. Rs 32.9 Crores in Q2'17
- Added 3,705 members during the second quarter, 2018
- Cumulative member base at 225,635

Key indicators (no.)	Q2 FY 18	Q1 FY 18	Q2 FY 17	YOY
New Member - added	3,705	4,005	4,314	-14.1%
Cumulative Members	~225K	~222K	~207K	

(All figures in Rs. Lakhs)

Key indicators	Q2 FY 18	Q1 FY 18	Q2 FY 17	YOY
Income	25,198	27,672	26,146	-3.6%
Expenses	20,316	22,720	21,225	-4.3%
Profit before Tax (PBT)	4,882	4,952	4,921	-0.8%
Profit after Tax (PAT)	3,170	3,234	3,287	-3.5%

Income Break-up

(All figures in Rs. Lakhs)

Total Income	Q2 FY 18	Q1 FY 18	Q2 FY 17	YOY
Income from sale of VO	11,816	14,164	13,800	-14.4%
ASF	5,420	5,014	5,505	-1.5%
Resort Income	4,636	5,727	3,957	17.2%
Others	2,463	2,117	2,545	-3.2%
Income from operation	24,335	27,022	25,807	-5.7%
Non operating income	863	650	339	154.6%
Total Income	25,198	27,672	26,146	-3.6%

Resort Details

Resort Details	Q2 FY 18	Q1 FY 18	Q2 FY 17	YOY
No of Resorts	53	50	46	-
No of Rooms (units)	3,302	3,207	3,004	9.9%
Occupancy %	81%	89%	80%	-
ARR (in Rs)	4,108	4,976	4,153	-1.1%

(All figures in Rs. Lakhs)

Resort Income	Q2 FY 18	Q1 FY 18	Q2 FY 17	YOY
Room	873	1,080	601	45.3%
F&B	2,906	3,585	2,596	11.9%
Holiday Activity & Others	857	1,062	760	12.8%
Total	4,636	5,727	3,957	17.2%

Profit & Loss Statement (Standalone)

(All figures in Rs. Lakhs)

Particulars	Q2 FY 18	Q1 FY 18	Q2 FY 17
Income from operations	24,335	27,022	25,807
Non-operating income	863	650	339
Total income	25,198	27,672	26,146
Employee expenses	5,470	6,287	5,435
Finance Cost	1	1	-
Depreciation	1,413	1,427	1,527
Other expenses	13,432	15,005	14,263
Total expenditure	20,316	22,720	21,225
Profit Before Tax (PBT)	4,882	4,952	4,921
Profit After Tax (PAT)	3,170	3,234	3,287

Thank you

Contact Information

investors@mahindraholidays.com

www.clubmahindra.com

Corporate Office: Mahindra Towers, 1st Floor, 'A'
Wing, Dr. G.M. Bhosle Marg, P.K. Kurne Chowk ,
Worli, Mumbai – 400 0018.
t: +91 22 3368 4722 f: +91 22 33684721

Registered Office: Mahindra Towers, 2nd Floor,
17/18 Patullos Road, Chennai – 600 002.
t: +91 44 3988 1000 f: +91 44 3027 7778
CIN: L55101TN1996PLC036595