

May 06, 2022

BSE Limited Phiroze Jeejeebhoy Towers, Dalal Street, Mumbai - 400 001	National Stock Exchange of India Ltd. Exchange Plaza, C-1, Block G, Bandra Kurla Complex, Bandra (East), Mumbai - 400 051
--	---

Dear Sir/ Madam,

Subject: Investor Presentation**Scrip Code: 502219****Symbol: BORORENEW****Series: EQ**

Please find attached presentation on the audited Financial Results of the Company for the quarter and year ended March 31, 2022.

Copy of the said presentation is also being hosted on the Company's website at www.borosilrenewables.com.

You are requested to take the same on record.

Yours faithfully,
For Borosil Renewables Limited




Kishor Talreja
Company Secretary and Compliance Officer
Membership no. FCS 7064

**Encl: as above**

INVESTOR PRESENTATION

Financial Performance for the quarter and
financial year ended on 31st March 2022



DISCLAIMER

“This investor presentation has been prepared by Borosil Renewables Limited (“Borosil”) on a strictly confidential basis. Certain statements in this presentation may be ‘forward looking statements’ within the meaning of applicable laws and regulations. These forward looking statements reflect our intentions, plans, expectations, assumptions and beliefs about future events and are subject to risks, uncertainties and other factors, many of which are outside our control. These forward looking statements involve a number of risks, uncertainties and other factors that could cause actual results to differ materially from those suggested by the forward looking statements. Important developments that could affect the Company’s operations include changes in the industry structure, significant changes in political and economic environment in India and overseas, tax laws, import duties, litigation and labour relations. No representation or warranty, express or implied is made as to, and no reliance should be placed on, the fairness, accuracy, completeness or correctness of such information or opinions contained herein. The information contained in this presentation is only current as of its date. The Company will not be in any way responsible for any action taken based on such statements and undertakes no obligation to publicly update these forward looking statements to reflect subsequent events or circumstances. This presentation cannot be copied and disseminated in any manner. No person is authorized to give any information or to make any representation not contained in and not consistent with this presentation and, if given or made, such information or representation must not be relied upon as having been authorized by or on behalf of Borosil. This should not be construed as an offer to sell or the solicitation of an offer to buy any securities or fresh issuance of any securities of the Company”

KEY ABBREVIATIONS

ADD	: Anti-dumping Duty	GWh	: Gigawatt-hour	PA	: Per Annum
ARC	: Anti-Reflective Coating	INR	: Indian Rupee	PAT	: Profit after tax
AS	: Anti-soiling	IP	: Intellectual Property	PBT	: Profit before tax
BCD	: Basic Custom Duty	IPO	: Initial Public Offering	PID	: Potential Induced Degradation
BRL	: Borosil Renewables Limited	IPP	: Independent Power Producers	PLF	: Plant Load Factor
CAGR	: Compounded Annual Growth Rate	JNNSM	: Jawaharlal Nehru National Solar Mission	PPA	: Power Purchase Agreement
Capex	: Capital Expenditure	KUSUM	: Kisan Urja Suraksha evam Utthan Mahabhiyan	PPM	: Parts Per Million
CAR	: Corrective Action Request	KWh	: Kilowatt Hour	PV	: Photovoltaic
CEA	: Central Electricity Authority	kWp	: Kilo Watt peak	REC	: Renewable Energy Certificate
CP	: Consumer Product	mm	: Millimetre	ROCE	: Return on capital employed
CPSU	: Central Public Sector Undertakings	Mn	: Million	RPO	: Renewable Power Obligation
CSR	: Corporate Social Responsibility	MNRE	: Ministry of New and Renewable Energy	SECI	: Solar Energy Corporation of India
CVD	: Countervailing Duties	MT	: Metric Tons	SEZ	: Special Economic Zone
DGTR	: Directorate General of Trade Remedies	MW	: Megawatt	SG#1	: Solar Glass plant 1
EBITDA	: Earnings before interest, tax, depreciation and amortization	N.A.	: Not Available	SG#2	: Solar Glass plant 2
EU	: European Union	NAPCC	: National Action Plan on Climate Change	SG#3	: Solar Glass plant 3
EVA	: Ethylene Vinyl Acetate	NSM	: National Solar Mission	SG#4	: Solar Glass plant 4
FY	: Financial Year ending 31st March	OEE	: Overall Equipment Effectiveness	SGD	: Safeguard Duty
GW	: Gigawatt			SIP	: Scientific and Industrial Products
				TPD	: Ton per Day

SAFETY

INTEGRITY


CUSTOMER FOCUS

RESPECT

CONTINUAL IMPROVEMENT

ACCOUNTABILITY

OUR VISION IS TO BE
THE MOST
CUSTOMER-CENTRIC
COMPANY



Update on the acquisition of a 100% stake in Interfloat Group by Borosil Renewables Ltd.

Share purchase agreement signed on 25th April 2022.

Transaction is expected to be completed in about 2-3 months.

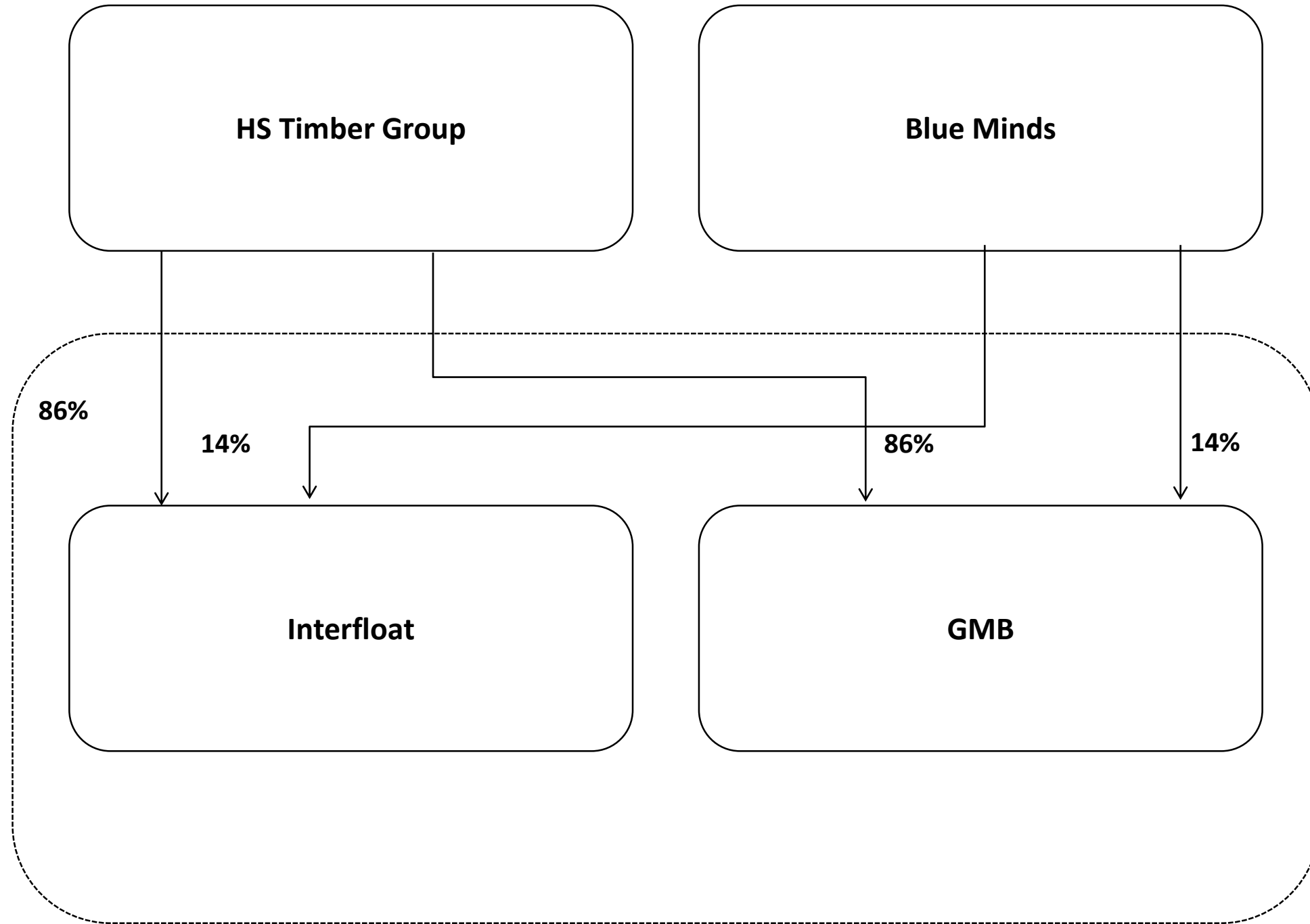
Borosil Renewables Ltd. to acquire 100% stake in Interfloat and GMB (Interfloat group), the largest solar glass manufacturer in Europe



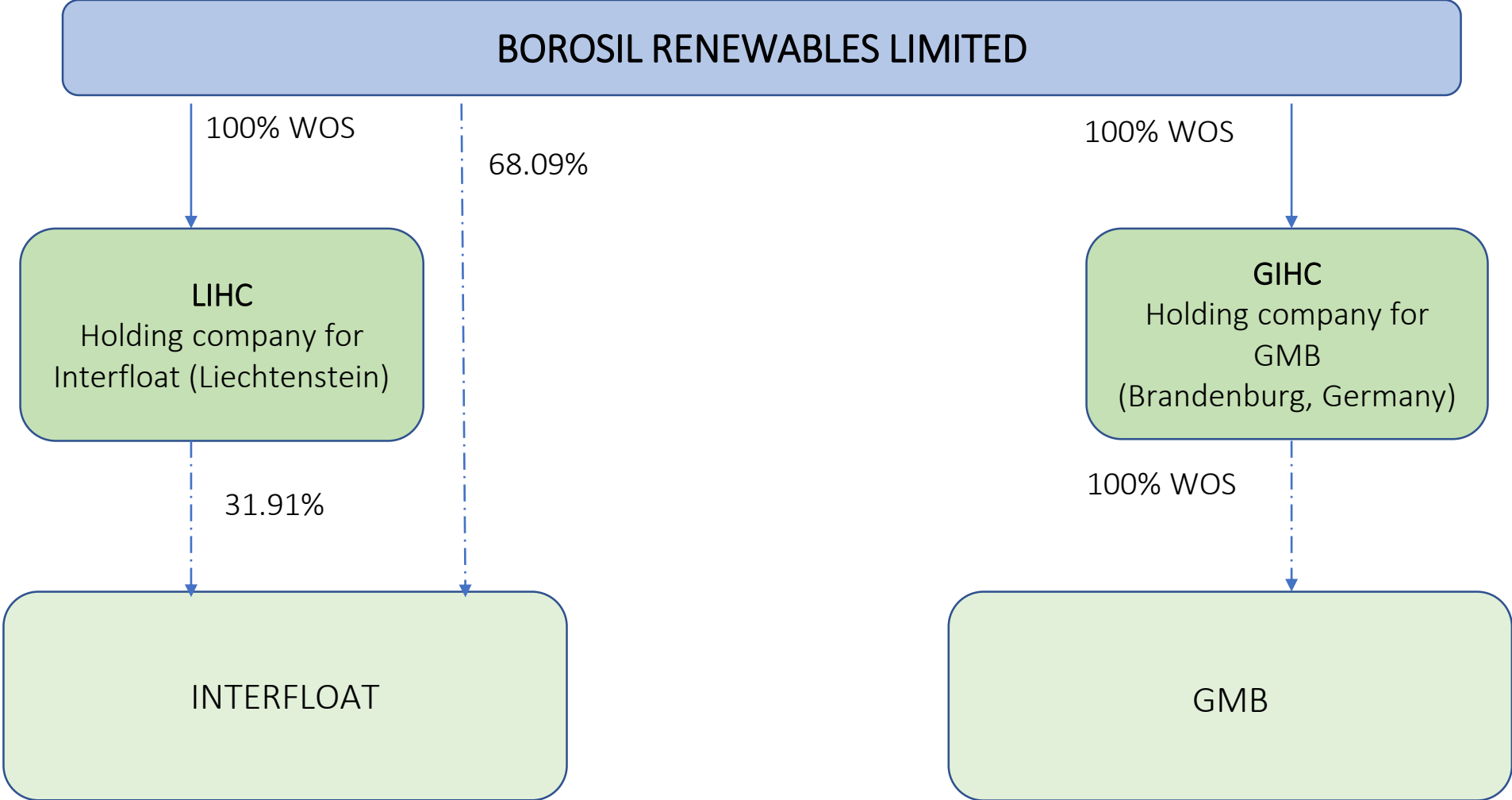
**COMING TOGETHER TO MEET THE DIVERSE CUSTOMER NEEDS WITH
SCALE, RELIABILITY AND QUALITY**



The existing ownership structure of Interfloat Group



Shareholding structure-post acquisition



What does this acquisition bring to Borosil Renewables Ltd. (BRL)

- De-risking manufacturing facilities with a presence in two geographies.
- Europe is on a high growth trajectory in solar and now also promoting local manufacturing of high-efficiency solar cells and modules with a focus on local sourcing of components and reducing dependence on the entire value chain from China.
- With the addition of 300 TPD operating manufacturing capacity in Europe, BRL becomes a significant global solar manufacturer with an **installed capacity base of 750 TPD**, which is projected to grow in the immediate future to 1300 TPD in 2022 (after SG-3) and 2050 TPD in 2023-24 (after expansions in Europe and SG-4).
- **Addition to BRL's topline of about Rs. 525 Cr immediately** and an additional about Rs. 350 Cr. After the expansion of the capacity from 300 TPD to 500 TPD in Europe by the end of CY23.
- BRL will have an access to a wider customer base, thereby leading to a **gain in the market share in Europe**. Demand in the EU is expected to rise significantly and it will be easier to enhance sales with a local production base.
- **Leverage synergies** in the areas of new and differentiated products and segments as the combined entity will be able to serve the customers better.
- **Improving efficiencies** at both the locations by optimal utilization of capacities by joint planning of production and sales and adopting the most suitable processes to make the operations of each plant more competitive.

CONTENTS

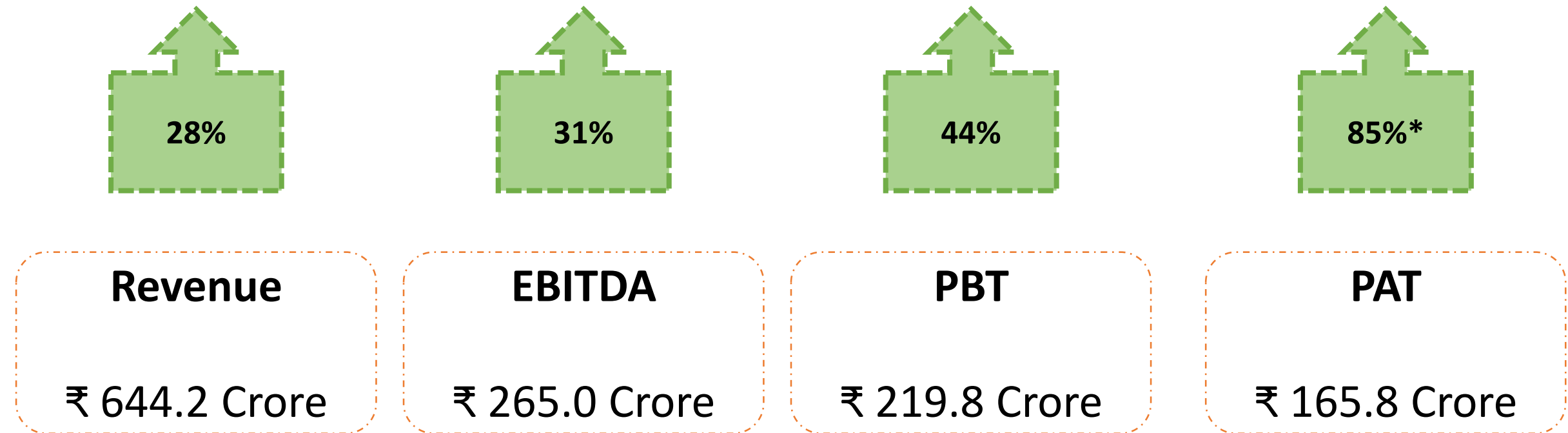
- 1. Performance Highlights and recent industry updates**
- 2. Indian solar Industry Overview**
 - **Indian Solar Industry:** A Sunny Outlook and road map, Growth Drivers and enablers
 - **Indian Solar Module Manufacturing Industry:** On the cusp of a surge in manufacturing
- 3. Introduction to Borosil Group and a growth story of Borosil Renewables Limited**
- 4. Financials**
- 5. Borosil Renewables Limited**
 - **Products and Pioneering achievements**
 - **Value to our customers through innovative products**
 - **Innovations in the manufacturing process**
- 6. Domestic and International Customer base**
- 7. Sustainability, social responsibility, and our ESG journey**
- 8. Awards and Recognition**
- 9. Corporate Governance, Board of Directors and KMPs**
- 10. Stock information and Contact Details**

1

- 1. Performance Highlights and recent industry updates**
- 2. Indian solar Industry Overview**
 - Indian Solar Industry: A Sunny Outlook and road map, Growth Drivers and enablers
 - Indian Solar Module Manufacturing Industry: On the cusp of a surge in manufacturing
- 3. Introduction to Borosil Group and a growth story of Borosil Renewables Limited**
- 4. Financials**
- 5. Borosil Renewables Limited**
 - Products and Pioneering achievements
 - Value to our customers through innovative products
 - Innovations in the manufacturing process
- 6. Domestic and International Customer base**
- 7. Sustainability, social responsibility, and our ESG journey**
- 8. Awards and Recognition**
- 9. Corporate Governance, Board of Directors and KMPs**
- 10. Stock information and Contact Details**

Performance Highlights: FY22

FY22
Vs
FY21
(Y-o-Y)



* An increase of 53% after excluding the impact of one-time tax of INR 18.60 crore charged in the FY21 on account of disputed income tax matters of the earlier years

Recent Industry Updates

Imposition of Basic Customs Duty (BCD)

The customs notification has been issued on 1st February 2022 making the **imposition of Basic Customs Duty (BCD) on solar cells (25%) and modules (40%) effective from April 1, 2022** following the announcement from the Ministry of New and Renewable Energy (MNRE) in March 2021. **This has come into force from 1st April 2022.**

Production linked incentive (PLI) Scheme

Production Linked Incentive (PLI) scheme for domestic solar cell and module manufacturing **hiked to Rs. 24,000 Cr in the Budget 2022** from Rs. 4,500 Cr announced earlier. This will propel domestic manufacturing of high efficiency solar modules and solar cells with further backward integration to create a robust eco system to ensure a robust supply chain for high growth.

ALMM

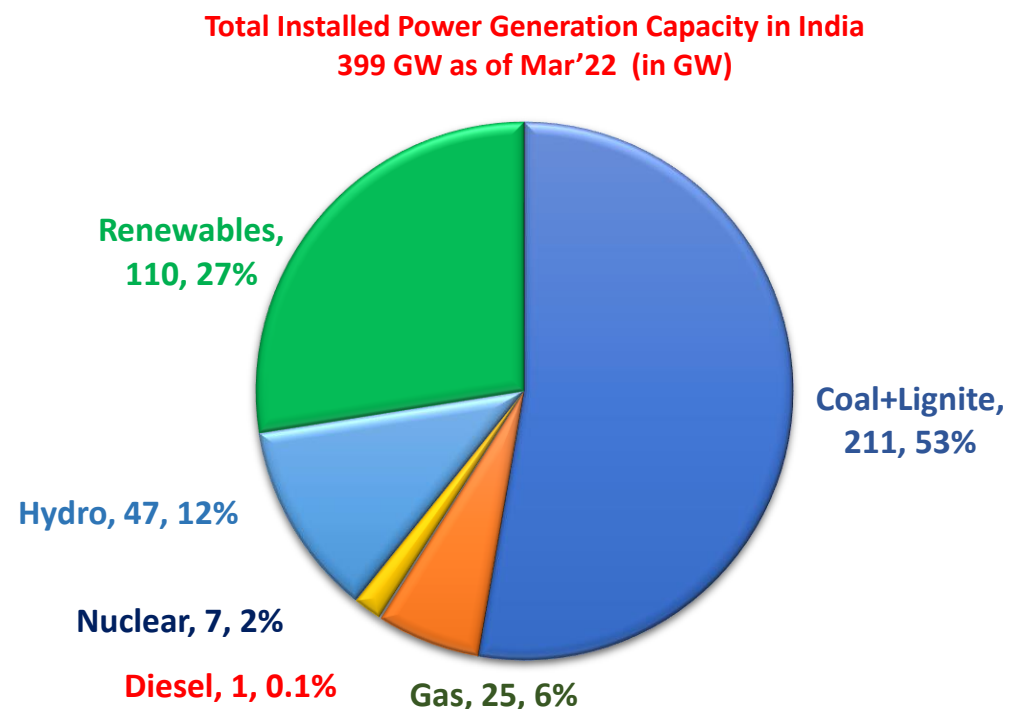
Approved List of Models and Manufacturers (ALMM) for government-supported schemes, including projects from where distribution companies procure electricity for supply to their consumers. As a major step, the scheme was extended to all the projects under net-metering and open access projects and the same to be effective from 1st October 2022.

These policy measures underline strong government support for Indian solar manufacturing Industry, now on the verge of multifold growth

2

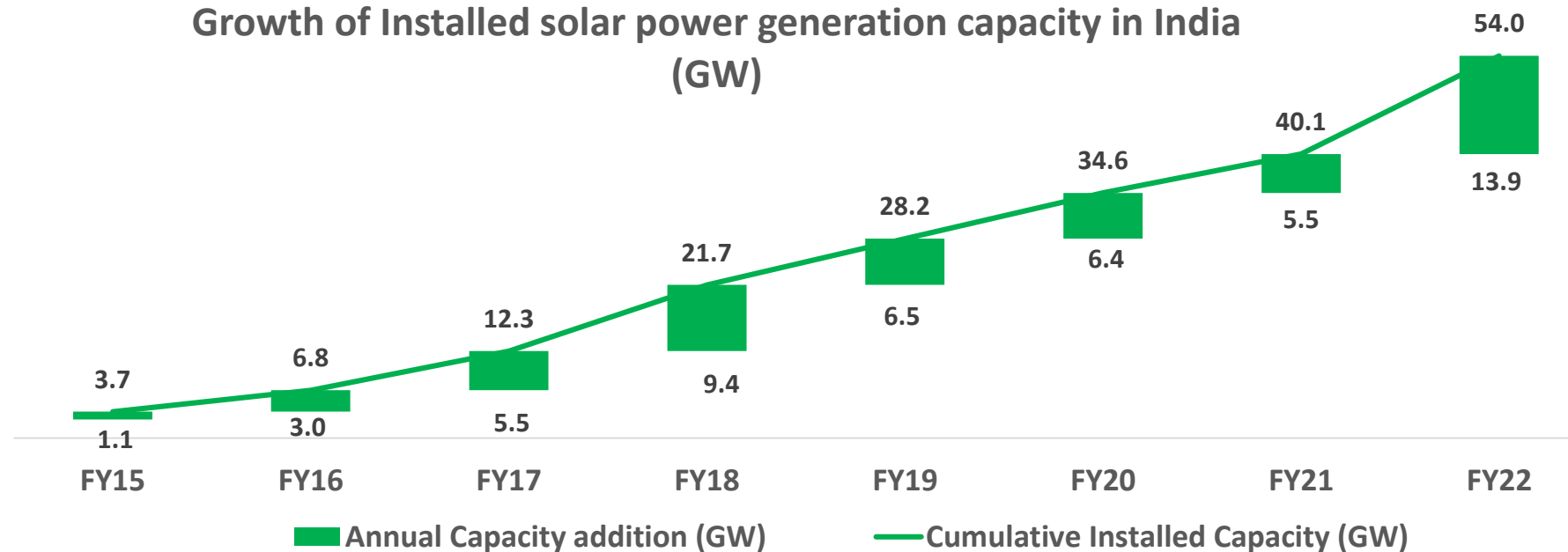
1. Performance Highlights and recent industry updates
- 2. Indian solar Industry Overview**
 - **Indian Solar Industry:** A Sunny Outlook and road map, Growth Drivers and enablers
 - **Indian Solar Module Manufacturing Industry:** On the cusp of a surge in manufacturing
3. Introduction to Borosil Group and a growth story of Borosil Renewables Limited
4. Financials
5. Borosil Renewables Limited
 - Products and Pioneering achievements
 - Value to our customers through innovative products
 - Innovations in the manufacturing process
6. Domestic and International Customer base
7. Sustainability, social responsibility, and our ESG journey
8. Awards and Recognition
9. Corporate Governance, Board of Directors and KMPs
10. Stock information and Contact Details

Increasing share of Solar in Rising Renewables



- Out of total installed power generation capacity of 399 GW as of Mar'22 in India, renewables form around 27% of the same (110 GW) of which solar (54 GW) is about 49% of the renewable capacity
- Government of India has a target to install **175 GW** of Renewable Energy by 2022, of which Solar is **100 GW**
- The target for Solar has since been raised to install **300 GW** by **2030**.
- **FY22 has witnessed the highest annual installations and set the pace for future**

Growth of Installed solar power generation capacity in India (GW)



Indian solar Industry: Growth Drivers and enablers

National Solar Mission	Targets 100 GW of Installed Capacity by 2022 which is targeted to grow to 300 GW by 2030. Need annual solar installations of 25 GW to achieve the target
SECI Tenders	Tenders by SECI for large ISTS connected projects assuring offtake and payment security to the project developers
Kusum Program	30.8 GW by 2022 with an incentive for farmers to install Solar Pumps/Grid Connected Projects etc. with domestic content requirement for Solar Cells and Modules to boost Domestic Manufacturing. This is expected to be 110 GW by 2030
CPSU Program	12 GW of Solar Projects proposed for Captive Power Consumption (2019 – 2023) with domestic content requirement for Solar Cells and Modules to boost Domestic Manufacturing. 5 GW capacity awarded recently to CPSUs.
PLI Scheme	Total Production Linked Incentive (PLI) scheme hiked to Rs. 24,000 Cr. In budget 2022 for domestic solar cell and module manufacturing up from Rs. 4,500 Cr announced earlier. This will propel domestic manufacturing of high efficiency solar modules and solar cells with further backward integration to create a robust eco system to ensure a robust supply chain for high growth.
National Tariff Policy	Enforcing the Renewable Purchase Obligation targets to promote constant growth of Solar Energy
Solarization of Railways	500 MW of Rooftop Generation Capacity by 2022 and 20 GW of Land Capacity to be installed by 2030 for self sustenance
Emergence of Electric Vehicles	Emergence of Electrical Vehicles along with viable battery storage expected to lead to considerable increase in demand
Demand for RTC Renewable Power	Upcoming Hybrid (Wind+Solar) tenders and falling prices of storage batteries are expected to drive demand for solar power

Indian Solar Module Manufacturing Industry: On the cusp of Surge in Manufacturing

- India has around **15 GW** of solar module manufacturing capacity as of Mar'22
- Due to stiff competition from low-priced imports and low installations, the actual **utilization of the Domestic Manufacturing is about 6 GW annually** (about average 40-45% utilisation)
- However, this trend is expected to change with a **favorable policy framework**, which will help **create enablers for investments into domestic manufacturing** and is also expected to increase share of locally produced modules and components in the installations with potential to raise exports. **About 37 GW new capacity expected to be added by various existing and new players taking the capacity to over 50 GW.**

The leading module manufacturers/ developers among others who announced investments in additional/new module manufacturing capacities



- Waaree Energies: 3 GW
- Vikram Solar: 3 GW
- Mundra Solar (Adani): 4 GW
- Renew Power: 2 GW
- Tata Power: 4 GW
- Reliance : 4 GW
- Shirdi Sai Electricals: 4 GW
- Coal India : 4 GW
- Avaada Energy : 2 GW

3

1. Performance Highlights and recent industry updates
2. Indian solar Industry Overview
 - Indian Solar Industry: A Sunny Outlook and road map, Growth Drivers and enablers
 - Indian Solar Module Manufacturing Industry: On the cusp of a surge in manufacturing
- 3. Introduction to Borosil Group and a growth story of Borosil Renewables Limited**
4. Financials
5. Borosil Renewables Limited
 - Products and Pioneering achievements
 - Value to our customers through innovative products
 - Innovations in the manufacturing process
6. Domestic and International Customer base
7. Sustainability, social responsibility, and our ESG journey
8. Awards and Recognition
9. Corporate Governance, Board of Directors and KMPs
10. Stock information and Contact Details

The BOROSIL Group: Leadership Guiding Consistent Growth

Borosil Renewables Ltd.



High Performance Solar Glass

Borosil Ltd.



Consumer Products

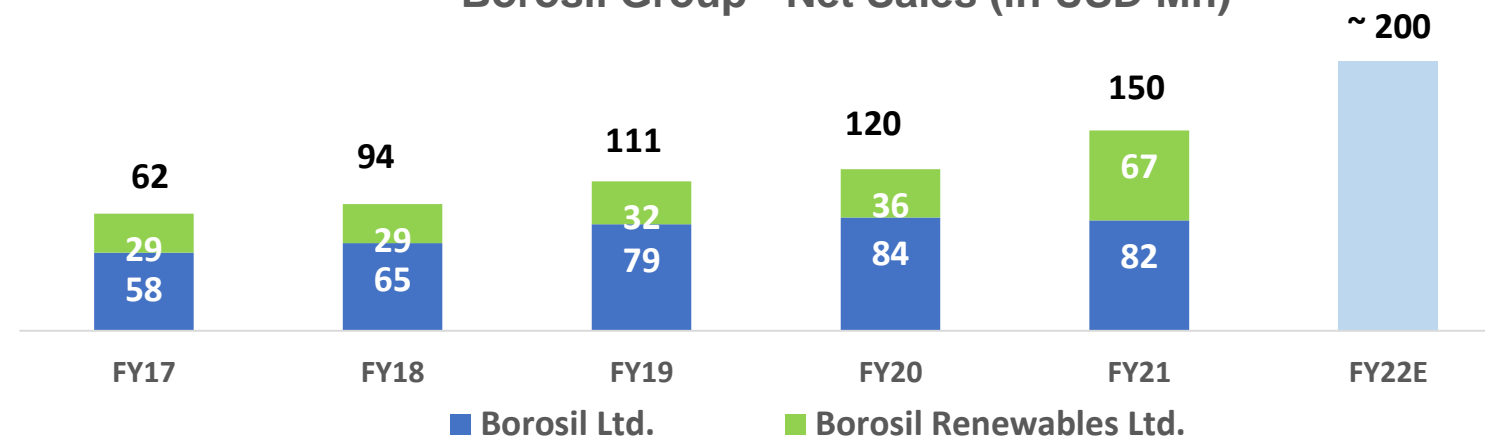


Scientific, Industrial & Laboratory Glassware and instruments

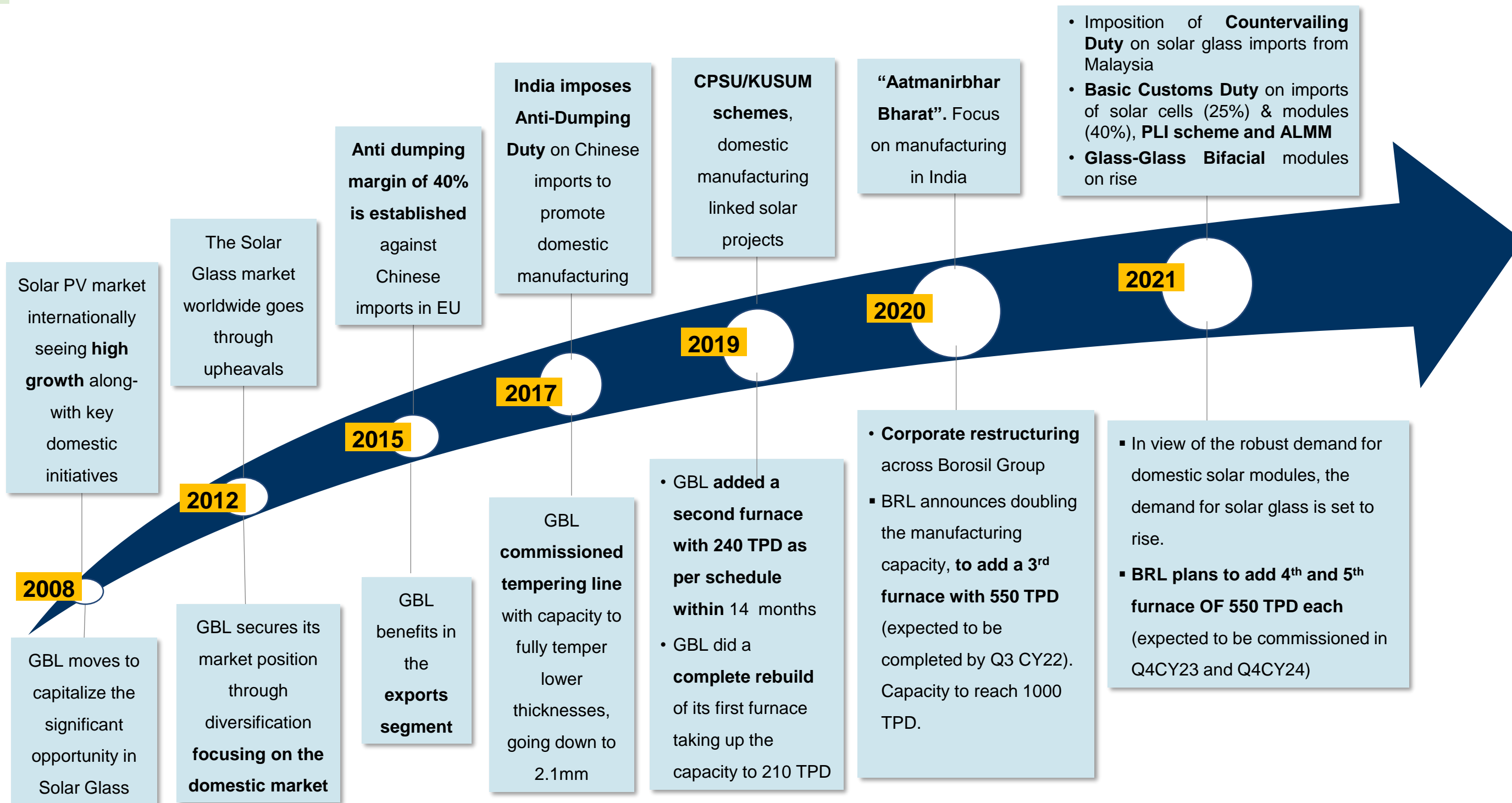


Pharmaceutical Packaging

Borosil Group - Net Sales (in USD Mn)



Borosil Renewables Ltd (BRL): A Growth Story

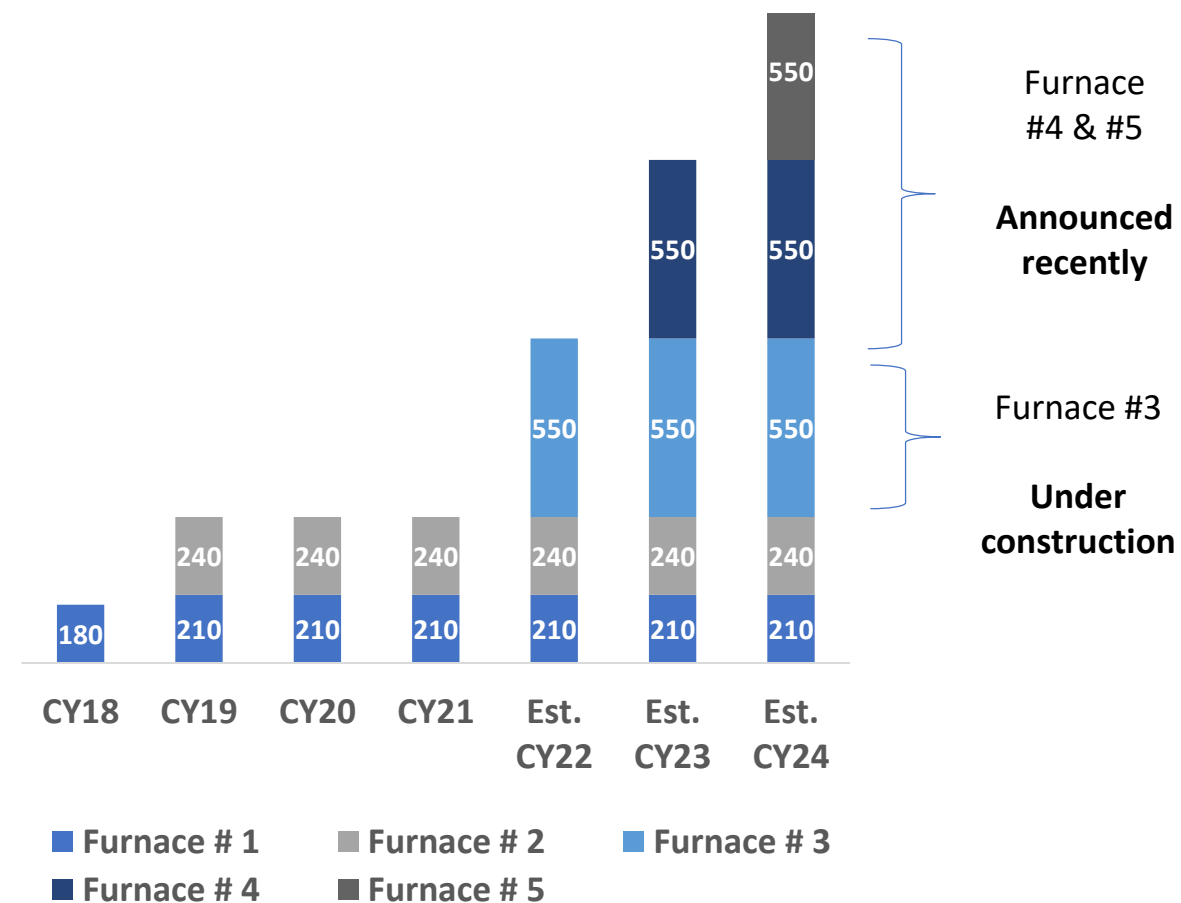


Borosil Renewables Ltd: Capacity Expansion to keep pace with market growth

CY18	CY 20	Est CY 22	Est CY 24
180 TPD	450 TPD	1000 TPD	2100 TPD
	<p>Rebuilt 1st furnace with enhanced capacity of 210 tons/day</p> <p>Added 2nd furnace with 240 tons/day capacity</p> <p>Running at full capacity</p>	<p>Proposed addition of a 3rd furnace with a capacity of 550 tones/ day by Q3 of CY22</p> <p>Full capacity will be available in CY23</p>	<p>Proposed addition of a 4th and 5th furnace with a capacity of 550 tones/ day each by Q4 of CY23 and Q4 CY24 resp.</p> <p>Increased capacity will be available in CY24 and CY25 resp.</p>

BRL's Installed Capacity (TPD)-Projected

Roadmap towards 2100 TPD (~13 GW)



Present domestic demand > BRL's post-expansion capacity, robust growth in the sector in domestic manufacturing of modules, current high share of imports and high growth in exports = Easy absorption of additional production volumes

Drivers of growth of Solar glass manufacturing in India

Recent announcements by various Module Manufacturers/
Solar Plant Developers **to add 37 GW of module
manufacturing capacity taking the same to about 50 GW
over next 3 years**

Antidumping Duty (ADD) on solar tempered glass **imports
from China** since August 2017

Potential to **increase export** of Solar Glass

A very good potential to increase exports to Europe, Americas, Russia, Turkey
and MENA due to renewed focus on domestic modules manufacturing in Solar
PV (ADD applicable on Chinese glass in EU and Turkey)

Levy of a **Countervailing Duty (9.71%)** on the Solar
tempered Glass **imports from Malaysia** since March 2021

Shift towards **Glass-glass and Bifacial modules** globally

Budget 2021: Established **a level playing field between
DTA and SEZ Units**

SEZ units now need to pay Antidumping duty/ CVD on inputs used for goods
sold in DTA area. Increased demand expected for domestic solar glass.

BRL's Factory at Bharuch, Gujarat



4

1. Performance Highlights and recent industry updates
2. Indian solar Industry Overview
 - Indian Solar Industry: A Sunny Outlook and road map, Growth Drivers and enablers
 - Indian Solar Module Manufacturing Industry: On the cusp of a surge in manufacturing
3. Introduction to Borosil Group and a growth story of Borosil Renewables Limited
- 4. Financials**
5. Borosil Renewables Limited
 - Products and Pioneering achievements
 - Value to our customers through innovative products
 - Innovations in the manufacturing process
6. Domestic and International Customer base
7. Sustainability, social responsibility, and our ESG journey
8. Awards and Recognition
9. Corporate Governance, Board of Directors and KMPs
10. Stock information and Contact Details

Financial Performance for the quarter and financial year ending 31.03.2022 (1/3)

Key Parameters	Q4 FY22	Q3 FY22	Q4 FY21	<i>Growth %</i> <i>Q4 FY22 over</i> <i>Q4 FY 21</i>	<i>Growth %</i> <i>Q4 FY22 over</i> <i>Q3 FY 22</i>	FY22	FY21	<i>Growth %</i> <i>FY22 over</i> <i>FY 21</i>
Revenue	179.05	168.51	193.98	-8%	6%	644.22	502.27	28%
EBITDA	62.43	75.49	106.6	-41%	-17%	265.01	202.73	31%
EBITDA %	34.9%	44.8%	55.0%	-	-	41.1%	40.4%	-
Interest	0.65	0.42	2.12	69%	-55%	2.8	7.96	65%
Depreciation	10.48	10.61	10.46	0%	1%	42.45	42.08	-1%
PBT	51.3	64.46	94.02	45%	-20%	219.76	152.69	44%
PAT	46.38	45.73	66.87	-31%	1%	165.85	89.64	85%

Financial Performance for the quarter ending 31.03.2022 (2/3)

- During the quarter, the Company achieved Net Sales of INR 179.1 Cr., a decrease of 8% over the corresponding quarter of the previous year. The average ex-factory prices of tempered solar glass during the quarter were lower by about 14% compared to the corresponding quarter in the previous year as the higher volumes helped contain the decline in sales value to 8%.
- Export Sales during Q4FY22 (including to customers in SEZ) were INR 39.3 Cr. (INR 38.9 Cr. in the corresponding quarter), comprising 21.9% of the turnover.
- EBITDA during the quarter was INR 62.4 Cr. corresponding to an EBITDA margin of 34.9% as compared to a margin of 55% in Q4FY21. The lower EBITDA margin was mainly due to lower ex-factory realizations and higher input costs as compared to the corresponding quarter.

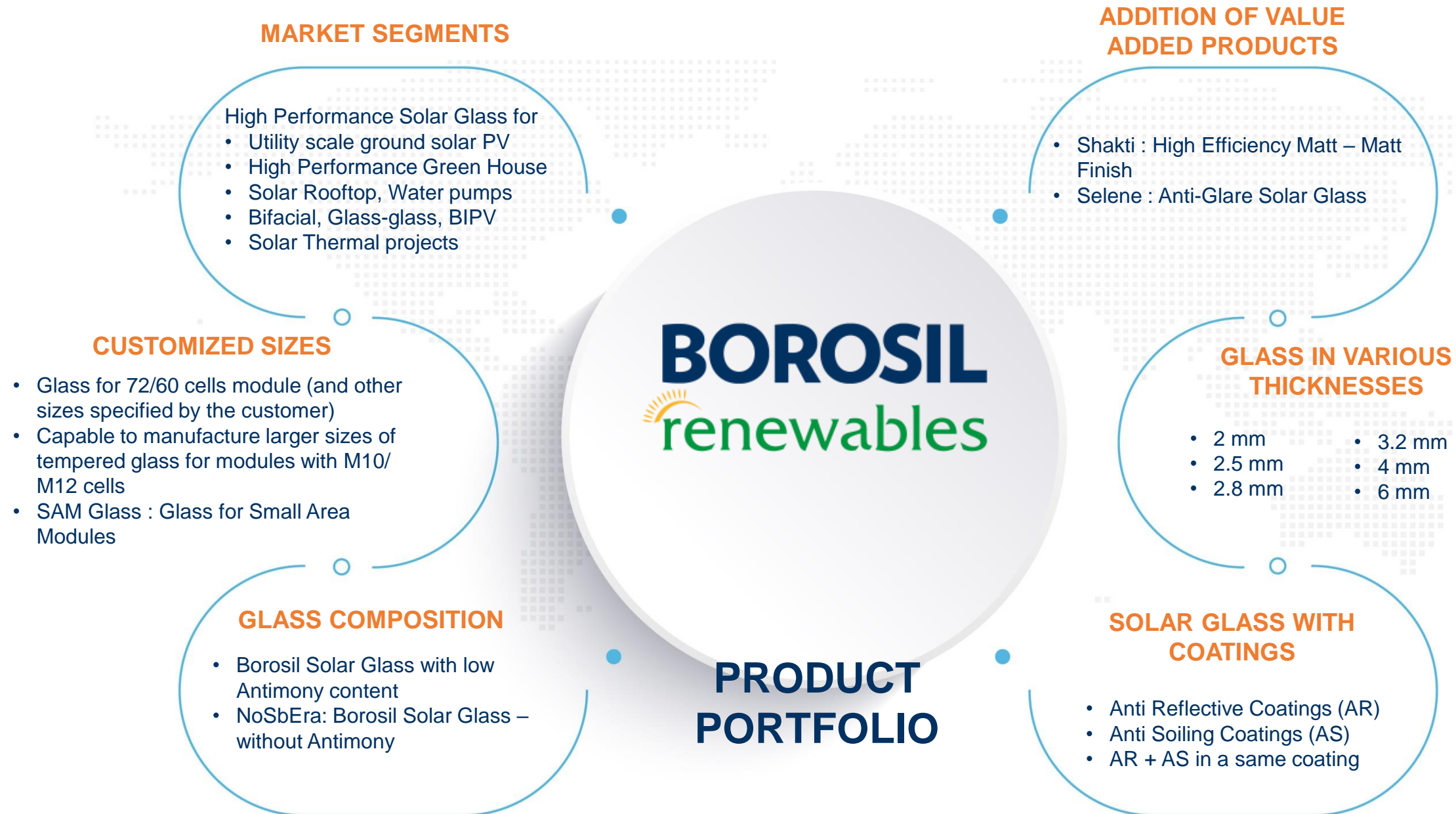
Financial Performance for the financial year ending 31.03.2022 (3/3)

- During the year, the company recorded Net Sales of INR 644.2 Cr., an increase of 28% over the previous year. The average ex-factory prices of tempered solar glass during the year were about INR 133 per mm as compared to INR 119 per mm in the previous year.
- Export Sales during the year FY22 (including to customers in SEZ) were INR 171 Cr. (INR 110 Cr. in the corresponding period), comprising 26.6% of the turnover.
- EBITDA during the year was INR 265 Cr. corresponding to an EBITDA margin of 41.1% as compared to a margin of 40.4% in the previous year. The higher EBITDA margin was led primarily by better ex-factory realizations even after absorbing higher landed cost of inputs, higher production and state Government subsidies (INR 9.7 Cr).
- PAT during the year was INR 165.9 Cr. corresponding to an PAT margin of 25.7% as compared to a PAT margin of 17.8% in FY21.

5

1. Performance Highlights and recent industry updates
2. Indian solar Industry Overview
 - Indian Solar Industry: A Sunny Outlook and road map, Growth Drivers and enablers
 - Indian Solar Module Manufacturing Industry: On the cusp of a surge in manufacturing
3. Introduction to Borosil Group and a growth story of Borosil Renewables Limited
4. Financials
5. **Borosil Renewables Limited**
 - **Products and Pioneering achievements**
 - **Value to our customers through innovative products**
 - **Innovations in the manufacturing process**
6. Domestic and International Customer base
7. Sustainability, social responsibility, and our ESG journey
8. Awards and Recognition
9. Corporate Governance, Board of Directors and KMPs
10. Stock information and Contact Details

Product Portfolio




USPs of Borosil's Solar Glass and Superior Performance

- **ENGINEERED FOR LONG TERM DURABILITY**
- Low sodium. Low PID (Potential Induced Degradation)
- High chemical durability: superior glass performance
- Very High hydrolytic resistance


ENHANCED MECHANICAL STRENGTH

- Withstood > 180 Mpa, (Standard 90 Mpa as per EN 12150-1)
- **2 x more strength than heat-strengthened glass**
- **4 x more strength than annealed glass**



BOROSIL'S FULLY TEMPERED GLASS IS SAFER AND STRONGER

- Tempered glass has a breakage of small particles
- Much safer than the large & sharp pieces resulting from broken heat strengthen glass

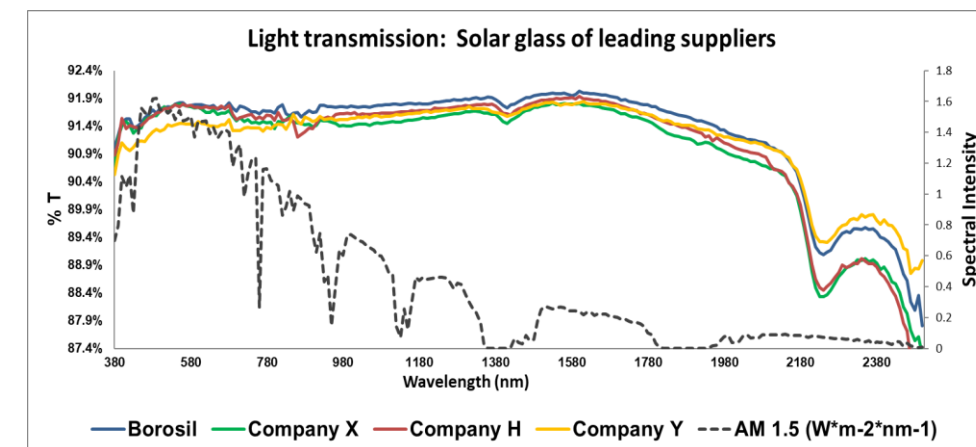


Normal heat strengthen glass



Borosil's fully tempered glass


HIGHER TRANSMISSION




	Wavelength range (nm)		
Supplier	380-780	380-1100	380-2500
BOROSIL	91.76%	91.68%	91.31%
Company X	91.73%	91.51%	91.00%
Company H	91.74%	91.58%	91.08%
company Y	91.41%	91.39%	91.18%

Value added products by Borosil in Solar Glass

- **SHAKTI: HIGH EFFICIENCY SOLAR GLASS IN MATT-MATT FINISH**
 - Recently developed a solar glass with matt finish on both sides
 - Leading to a Higher light transmission
 - Transmission value reaching higher than 94% with use of an appropriate AR Coating
 - No changes necessary in certification of BoM (bill of material) due to usage of matt-matt glass in place of prismatic-matt glass



- **“SELENE” ANTI-GLARE SOLAR GLASS FOR PV PROJECTS NEAR AIRPORTS**
 - Reflection/ glare from the PV modules installed near Airports may interfere pilot or airport staff’s visibility.
 - Glare can cause a brief loss of vision/ Flash blindness for a period of 4–12 s. Glare is a safety concern!
 - In Dec’19 Borosil launched Selene



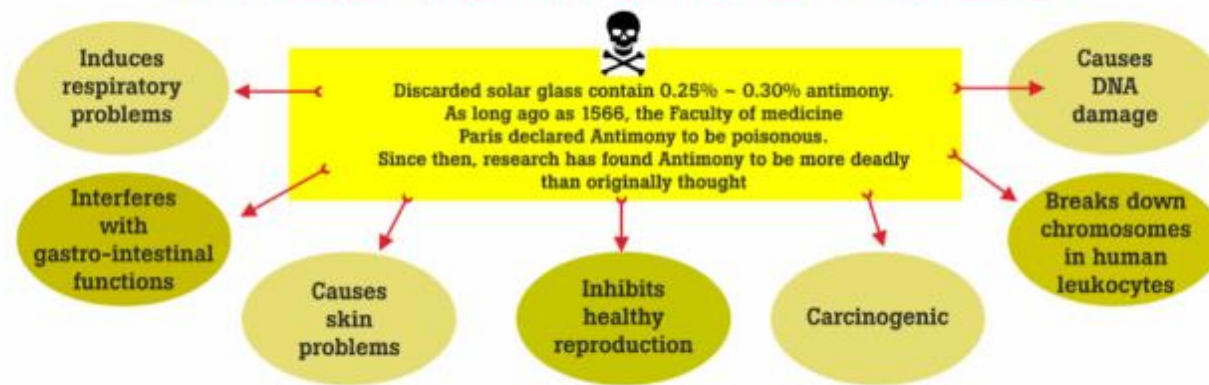
- **Fully tempered 2 mm Solar Glass**

World’s 1st fully tempered thinnest Solar Glass for versatility and longevity

- Reduces the overall weight of the module leading to Project Cost Optimization
- Offers Superior Edge-to-Edge sealing increasing module lifetime (up to 40 years) and reliability
- Best suited for Floating PV, Frameless Modules, etc.

Innovation by Borosil in Solar Glass


ANTIMONY IN SOLAR GLASS IS POISONOUS!



ANTIMONY IS MORE DEADLY THAN ARSENIC!

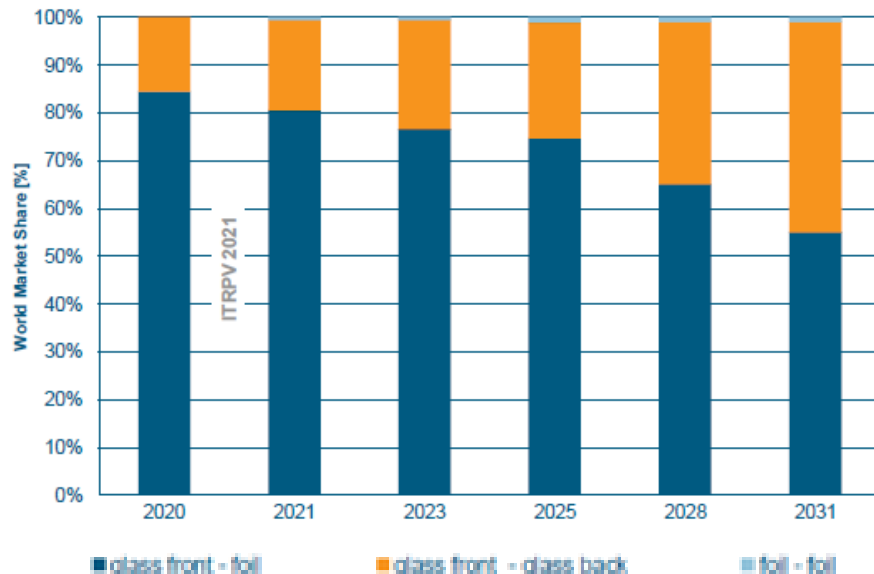
NoSbEra: ANTIMONY-FREE SOLAR GLASS BY BOROSIL A PATENTED TECHNOLOGY BY BRL

- No other forms of flat glass today contains Antimony. Only solar glass does.
- It leaches out of glass like sugar from a candy stick
- Borosil is the only solar glass manufacturer in the world who has been able to successfully remove the Antimony from Solar glass
- Obtained a certification from SPF, Switzerland

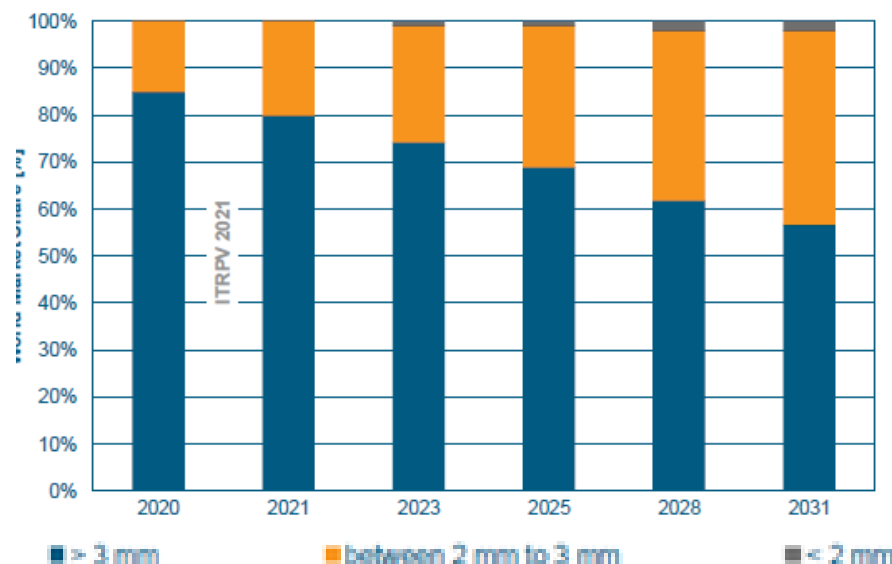


Products to meet the evolving requirements

Growth of Glass-Glass modules



Growth of Thinner glass

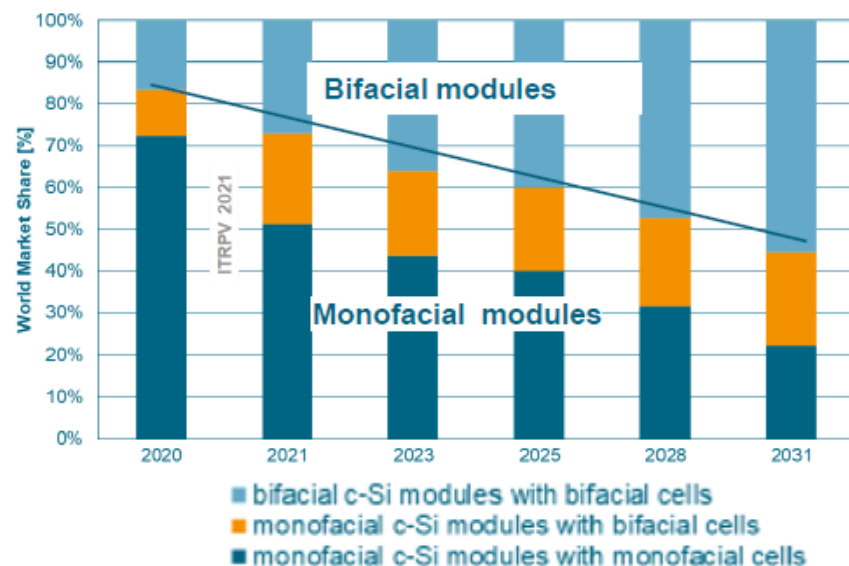


Solar PV market is moving towards

- Bifacial modules
- Glass to glass modules
- Frameless modules

In order to achieve the optimum module weight, the **Solar PV market is moving towards use of thinner glass**

Growth of Bifacial modules




Ref: International Technology Roadmap for PV 2021

Advanced Applications

- Bifacial solar modules
- Floating solar modules
- Upcoming segments of Building Integrated PV

Thinner Glass



Withstood > 180 Mpa
(Standard 90 Mpa as per EN 12150-1)

USPs


- Lesser in weight
- Enhanced mechanical strength
- Long term durability with least degradation (Frameless modules with 2 mm front & back glass)

As a leading supplier of fully tempered thinner glass (up to 2mm), we are poised to serve these emerging segments and some of our customers have **already obtained certification** for 2.8 and 2.5 mm glass

Innovations in Manufacturing Processes with a view to care for environment



- Efficient and cost-effective, low Energy Intensive Process
- The Company has a 22% lower carbon footprint in comparison to the default score for glass manufacturing in Life Cycle Assessment. This value is the best value so far for glass manufacturing as per a very reputed European institute.
- Use of low-cost renewable energy. Owns 1.5 MW of wind farm and proposed investing in 10 MW Wind-Solar Hybrid power plant for commissioning in FY23



- World's 1st company to develop a process to remove a toxic element Antimony (Sb) from solar glass (Patented technology)



- Use of reusable packing material thereby saving cutting of trees



- Received a patent to use the waste materials as a part of raw material
- Bag filters – For fine dust control
- Close loop water circuit system- For water treatment and reuse of water
- Installed sewage treatment plant

6

1. Performance Highlights and recent industry updates
2. Indian solar Industry Overview
 - Indian Solar Industry: A Sunny Outlook and road map, Growth Drivers and enablers
 - Indian Solar Module Manufacturing Industry: On the cusp of a surge in manufacturing
3. Introduction to Borosil Group and a growth story of Borosil Renewables Limited
4. Financials
5. Borosil Renewables Limited
 - Products and Pioneering achievements
 - Value to our customers through innovative products
 - Innovations in the manufacturing process
6. **Domestic and International Customer base**
7. Sustainability, social responsibility, and our ESG journey
8. Awards and Recognition
9. Corporate Governance, Board of Directors and KMPs
10. Stock information and Contact Details

Borosil Renewables Ltd.: A Strong Domestic and International Presence



- A Global Presence with products matching international standards and quality requirements with ~20% of revenue coming from exports
- Sole Manufacturer of Solar Glass in India with lower lead times and flexible order quantities supplying to over 100 domestic customers
- Majority international customers based in Western Europe/Turkey. The Company has expanded outreach in geographies like Americas, Russia and MENA while nurturing and growing the existing markets and adding customers
- New segments being developed: Glass for greenhouses and BIPV etc




1. Performance Highlights and recent industry updates
2. Indian solar Industry Overview
 - Indian Solar Industry: A Sunny Outlook and road map, Growth Drivers and enablers
 - Indian Solar Module Manufacturing Industry: On the cusp of a surge in manufacturing
3. Introduction to Borosil Group and a growth story of Borosil Renewables Limited
4. Financials
5. Borosil Renewables Limited
 - Products and Pioneering achievements
 - Value to our customers through innovative products
 - Innovations in the manufacturing process
6. Domestic and International Customer base
7. **Sustainability, social responsibility, and our ESG journey**
8. Awards and Recognition
9. Corporate Governance, Board of Directors and KMPs
10. Stock information and Contact Details

Borosil Renewables: An ESG Journey

ESG is outcome-driven and not just good intentions.



Various important ESG issues in the current context

	 Environment	 Social	 Governance
Investors	<ul style="list-style-type: none"> Emissions Water Energy Climate change 	<ul style="list-style-type: none"> Employee health and safety Community relations Labour practices 	<ul style="list-style-type: none"> Risk management system Code of conduct
Customers	<ul style="list-style-type: none"> Emissions Water Energy Climate change Waste 	<ul style="list-style-type: none"> Health and safety Community relation 	<ul style="list-style-type: none"> Risk management Code of conduct
Suppliers	<ul style="list-style-type: none"> Emissions Water Energy 	<ul style="list-style-type: none"> Employee health & safety customer relationship 	<ul style="list-style-type: none"> Board Structure Code of conduct
Employees	<ul style="list-style-type: none"> Emissions Water Energy 	<ul style="list-style-type: none"> Employee health & safety Community relationship 	<ul style="list-style-type: none"> Risk management Code of conduct

What matters to our stakeholders: Analysis based on our interactions with them

Borosil Renewables: An ESG Journey

Borosil Renewables Limited has embarked on a transformational journey where ESG is the core of how we do business.

Our strategic ESG priorities

Our actions in FY22

- Aim to achieve **Carbon neutral operations**
- Create a **positive water balance**
- Explore **waste management opportunities**
- Transition to **low carbon energy**

Greener planet



- Plans to undertake **GHG monitoring and inventORIZATION** to track emissions
- About 30% of the sales were dispatched in reusable packaging material and exploring further opportunities
- Exploring **an enhanced** renewable energy procurement

- Achieve a **zero-accident workplace**
- Become an **equal opportunity employer**
- Integrate **suppliers as business partners**
- Building **resilient communities**

Social equity



- Achieved **zero fatality** year on year
- Launch an **equal opportunity policy by FY23**
- Company wide **strategic supply chain management** program to be launched
- Multiple **community development programs** launched on need basis

- Focusing on **highest ethical standards**
- Creating a risk management framework
- Creating a **strong IT infrastructure**

Robust governance



- A **group-wide code of conduct** applicable to all employees and leadership. Plans are in place to launch a mandatory training
- **ESG risks are incorporated** in the risk management framework
- A group-wide program on the **evaluation of IT risks**

BRL aims to disclose quantifiable targets in short to medium term and transparently report performance against the targets.

Ongoing Initiatives at Borosil Renewables Ltd.: Societal Responsibility and CSR



- The company helps running a CBSE school (CKG Highschool) in Govali village
- Contribution to Gram Vikas Trust for Vidyasaathi Project
- Contribution towards Shroff SR Rotary Institute of Chemical Technology, Bharuch



- Sewa Yagna Samiti. Bharuch.
- Borosil supports the Civil Hospital with their Nutritional requirements (milk)



- Creation of infrastructure for drinking water at Govali Village



- Contribution to tailoring institute run by SEWA Rural (Society for Education Welfare and Action – Rural, Jhagadia, Bharuch)

Societal Responsibility and CSR activities across the Borosil Group




On the CSR front, BRL continues to play an active role in helping farmers in water deficient Parli district of Maharashtra improve their annual incomes.



Initiatives during Covid-19: Donation of PPE kits to Covid-19 Warriors – Doctors and Police, Donation of glassware to hospitals, distribution of essentials in Govali village and food packets to the migrant labour



The foundation is supporting women athletes who are striving to win medals at the Tokyo Olympics in 2021 through financial sponsorship at the Inspire Institute of Sports in Vijaynagar, Karnataka



The Borosil foundation is supporting education of the poorest strata of society through Friends of Tribals Society.



The foundation is supporting the Indian Cancer Society by helping them spread awareness about the ease of cancer testing.



The foundation is supporting various initiatives on women empowerment through the Edelgive foundation

- Borosil's partnership with Indian Olympic Association as the Indian contingent's hydration partner till Tokyo 2020 and Beyond.

1. Performance Highlights and recent industry updates
2. Indian solar Industry Overview
 - Indian Solar Industry: A Sunny Outlook and road map, Growth Drivers and enablers
 - Indian Solar Module Manufacturing Industry: On the cusp of a surge in manufacturing
3. Introduction to Borosil Group and a growth story of Borosil Renewables Limited
4. Financials
5. Borosil Renewables Limited
 - Products and Pioneering achievements
 - Value to our customers through innovative products
 - Innovations in the manufacturing process
6. Domestic and International Customer base
7. Sustainability, social responsibility, and our ESG journey
- 8. Awards and Recognition**
9. Corporate Governance, Board of Directors and KMPs
10. Stock information and Contact Details

Recognition received for 2 mm fully tempered solar glass



**Honourable Prime
Minister of India
Mr. Narendra Modi**

**Message from Hon. Prime
Minister on the occasion of
inauguration of 2 mm Fully
Tempered solar glass facility**



**World's 1st company
to produce 2 mm fully
tempered solar glass**

Other Industry awards and recognition



National Award 2021
By Dept. of Science and
Technology, Govt. of India



**Prestigious Gold Medal at India
Green Manufacturing Challenge
2020-21**



**Economic Times' 40 under 40 award
for 2019 -
Mr. Shreevar Kheruka**



15th FGI AWARDS for
EXCELLENCE in the category of
"Outstanding Entrepreneur"



**GBL honored with CAPEXIL
Award for Excellence**
in Exports for the years 2015-16 &
2016-17



**CII BE Star Recognition award
2017**
Emerging Leader – Excellence in
Operations Management



Best Under a Billion category
2015



**FT 1000 High Growth companies
Asia Pacific**

1. Performance Highlights and recent industry updates
2. Indian solar Industry Overview
 - Indian Solar Industry: A Sunny Outlook and road map, Growth Drivers and enablers
 - Indian Solar Module Manufacturing Industry: On the cusp of a surge in manufacturing
3. Introduction to Borosil Group and a growth story of Borosil Renewables Limited
4. Financials
5. Borosil Renewables Limited
 - Products and Pioneering achievements
 - Value to our customers through innovative products
 - Innovations in the manufacturing process
6. Domestic and International Customer base
7. Sustainability, social responsibility, and our ESG journey
8. Awards and Recognition
9. **Corporate Governance, Board of Directors and KMPs**
10. Stock information and Contact Details

Corporate Governance: A professionally managed business backed up by family



P.K. Kheruka
Executive Chairman

Industrialist having Rich experience in the Glass Industry



V. Ramaswami
Whole-Time Director

40 years of experience in various industries in technical, production, projects and General Management



Pradeep Bhide
Independent Director

He is an I.A.S. (Retd.) and has a career spanning 39 years in the Indian Administrative Service



Shreevar Kheruka
Vice Chairman

Also the Managing Director and CEO of Borosil Limited with more than 15 years Corporate experience.



Raj Kumar Jain
Independent Director

Wide experience in Statutory Audit, Concurrent Audit, Revenue Audit, Stock Audit and has specialization in Investigation Audit.



Asif Ibrahim
Independent Director

Former Director of the Intelligence Bureau, the main internal intelligence agency of India.



Ashok Jain
Whole-Time Director

40 years in Corporate Sector – Finance, Commercial, Sales and General Management.



Shalini Kamath
Independent Director

Three decades of work experience in three distinct fields – Human Resources, Business Development and Social & Community Development.



Haigreve Khaitan
Independent Director

Partner of Khaitan & Co. and also heads the firms Merger and Acquisition Division

Corporate Governance: Senior Management

Name	Designation	Key Responsibility
Mr. Pradeep Kumar Kheruka	Executive Chairman	➤ Provide leadership and direction to the Board and assume responsibility for the strategic initiatives.
Mr. Shreevar Kheruka	Vice Chairman	➤ Provide direction to the organization and establish a policy based governance system. Performance monitoring and evaluation.
Mr. Ashok Jain	Whole Time Director	➤ Handling Sales & Marketing and Corporate Finance
Mr. Ramaswami V Pillai	Whole Time Director	➤ Handling Technical and Projects
Mr. Sanjeev Jha	COO	➤ Handling Manufacturing Operations
Mr. Sunil Kishanlal Roongta	CFO	➤ Handling Finance & Accounts and Commercial
Mr. Kishor Talreja	Company Secretary	➤ Handling Secretarial & Listing compliances.

10

1. Performance Highlights and recent industry updates
2. Indian solar Industry Overview
 - Indian Solar Industry: A Sunny Outlook and road map, Growth Drivers and enablers
 - Indian Solar Module Manufacturing Industry: On the cusp of a surge in manufacturing
3. Introduction to Borosil Group and a growth story of Borosil Renewables Limited
4. Financials
5. Borosil Renewables Limited
 - Products and Pioneering achievements
 - Value to our customers through innovative products
 - Innovations in the manufacturing process
6. Domestic and International Customer base
7. Sustainability, social responsibility, and our ESG journey
8. Awards and Recognition
9. Corporate Governance, Board of Directors and KMPs
- 10. Stock information and Contact Details**

Stock Information- As of 31st March 2022

SHARES ISSUED

13,03,55,279



CODE: BORORENEW



CODE: 502219

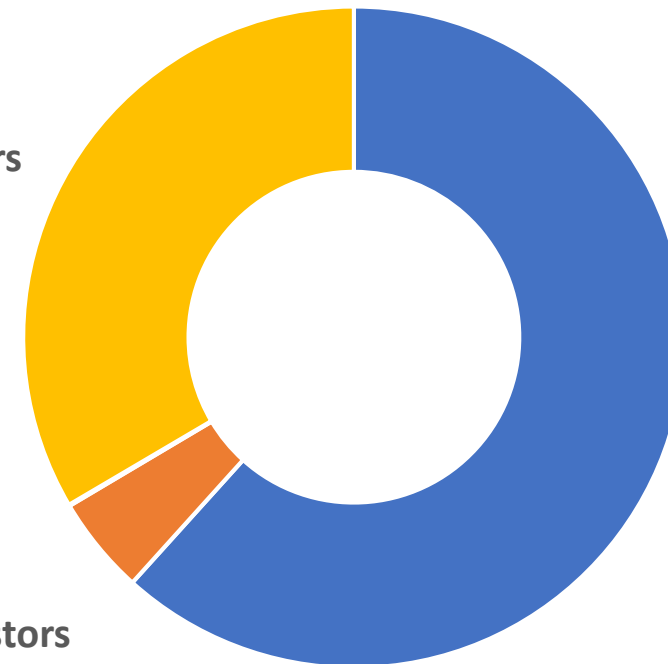
SHAREHOLDING PATTERN

Non-Institutional Investors
& others
33%

Domestic Institutional
Investors
0.06%

Foreign Portfolio Investors
5%

Promoters and
Promoter Group
61.69%



Contact Information

Registered Office Mumbai



Registered Office

1101, Crescenzo, G-Block,
Opp. MCA Club, Bandra Kurla Complex,
Bandra (East), Mumbai-400 051

INVESTOR RELATIONS

investor.relations@borosilrenewables.com
Tel: +91 22 6740 6300, Fax: +91 22 67406514

Works

Ankleshwar - Rajpipla Road,
Village: Govali, Taluka : Jhagadia,
District : Bharuch-393 001 (Gujarat)
Tel: 02645-258100

THANK YOU

AN INVESTMENT
ISN'T AN INVESTMENT
IF IT HURTS THE
PLANET...

