



SATIN CREDITCARE NETWORK LTD.

Reaching out!

November 13, 2020

To,

**The Manager,
National Stock Exchange of India Ltd.**
Exchange Plaza, C-1, Block G,
Bandra Kurla Complex,
Bandra East,
Mumbai-400051

**The Manager
BSE Limited**
Phiroze Jeejeebhoy Towers,
Dalal Street,
Mumbai – 400001

Scrip Code: SATIN/SATINPP

Scrip Code: 539404/890149

Sub: Outcome of the Board Meeting held on November 13, 2020

Dear Sir/Madam,

In terms of Regulations 33 and 52 read with Regulation 30 of the Securities and Exchange Board of India (Listing Obligations and Disclosure Requirements) Regulations, 2015 (the '**Listing Regulations**'), we wish to inform you that the Unaudited Financial Results (Standalone and Consolidated) of the Company for the quarter and half year ended September 30, 2020 were approved by the Board of Directors of the Company at its meeting held today at 4:00 p.m. and concluded at 06:05 p.m.

Pursuant to the applicable provisions of the Listing Regulations, we enclose the following:

1. The Unaudited Financial Results (Standalone and Consolidated) for the quarter and half year ended September 30, 2020;
2. Limited Review Reports on the Unaudited Financial Results (Standalone and Consolidated) for the quarter and half year ended September 30, 2020;
3. Disclosure under Regulations 52(4) of the Listing Regulations; and
4. Copy of the Press Release and Investor Presentation

We declare that there is no material deviation in the usage of proceeds generated by the issuance of Non-Convertible Debentures from the objects stated in the respective offer document(s) or any addendum(s) made thereafter, if any, by the Company for the half year ended September 30, 2020

We request you to take the same on records.

Thanking You,

Yours Sincerely,

For **Satin Creditcare Network Limited**

(Adhish Swaroop)

Company Secretary & Compliance Officer



Encl: as above

Corporate Office:
1st and 3rd Floor, Plot No 97,
Sector-44, Gurugram - 122003
Haryana, India

Registered Office:
5th Floor, Kundan Bhawan
Azadpur Commercial Complex,
Azadpur, New Delhi - 110033, India

CIN : L65991DL1990PLC041796
Landline No : 0124-4715400
E-Mail ID : info@satincreditcare.com
Website : www.satincreditcare.com

Walker ChandioK & Co LLP
11th floor, Tower II,
One International Center,
SB Marg, Prabhadevi (W)
Mumbai – 400 013
India
T +91 22 6626 2699
F +91 22 6626 2601

Independent Auditor's Review Report on Standalone Unaudited Quarterly Financial Results and Year to Date Results of the Company Pursuant to the Regulation 33 and Regulation 52 read with Regulation 63 of the SEBI (Listing Obligations and Disclosure Requirements) Regulations, 2015 (as amended)

To the Board of Directors of Satin Creditcare Network Limited

1. We have reviewed the accompanying statement of standalone unaudited financial results ('the Statement') of Satin Creditcare Network Limited ('the Company') for the quarter ended 30 September 2020 and the year to date results for the period 1 April 2020 to 30 September 2020, being submitted by the Company pursuant to the requirements of Regulation 33 and Regulation 52 read with Regulation 63 of the SEBI (Listing Obligations and Disclosure Requirements) Regulations, 2015 (as amended), including relevant circulars issued by the SEBI from time to time.
2. The Statement, which is the responsibility of the Company's Management and approved by the Company's Board of Directors, has been prepared in accordance with the recognition and measurement principles laid down in Indian Accounting Standard 34, Interim Financial Reporting ('Ind AS 34'), prescribed under Section 133 of the Companies Act, 2013 ('the Act'), and other accounting principles generally accepted in India and is in compliance with the presentation and disclosure requirements of Regulation 33 and Regulation 52 read with Regulation 63 of the SEBI (Listing Obligations and Disclosure Requirements) Regulations, 2015 (as amended), including relevant circulars issued by the SEBI from time to time. Our responsibility is to express a conclusion on the Statement based on our review.
3. We conducted our review of the Statement in accordance with the Standard on Review Engagements (SRE) 2410, Review of Interim Financial Information Performed by the Independent Auditor of the Entity, issued by the Institute of Chartered Accountants of India. A review of interim financial information consists of making inquiries, primarily of persons responsible for financial and accounting matters, and applying analytical and other review procedures. A review is substantially less in scope than an audit conducted in accordance with the Standards on Auditing specified under section 143(10) of the Act, and consequently, does not enable us to obtain assurance that we would become aware of all significant matters that might be identified in an audit. Accordingly, we do not express an audit opinion.
4. Based on our review conducted as above, nothing has come to our attention that causes us to believe that the accompanying Statement, prepared in accordance with the recognition and measurement principles laid down in Ind AS 34, prescribed under Section 133 of the Act, and other accounting principles generally accepted in India, has not disclosed the information required to be disclosed in accordance with the requirements of Regulation 33 and Regulation 52 read with Regulation 63 of the SEBI (Listing Obligations and Disclosure Requirements) Regulations, 2015 (as amended), including the manner in which it is to be disclosed, or that it contains any material misstatement.



Walker ChandioK & Co LLP

Satin Creditcare Network Limited
Independent Auditor's Review Report on Standalone Unaudited Quarterly Financial Results and Year to Date Results of the Company Pursuant to the Regulation 33 and Regulation 52 read with Regulation 63 of the SEBI (Listing Obligations and Disclosure Requirements) Regulations, 2015 (as amended)

5. We draw attention to Note 3 of the accompanying Statement, which describes the uncertainty relating to the effects of Covid-19 pandemic on the Company's operations and the impact on the impairment provision recognized towards the loan assets outstanding as at 30 September 2020. Our conclusion is not modified in respect of this matter.

For Walker ChandioK & Co LLP
Chartered Accountants
Firm Registration No:001076N/N500013



Manish Gujral
Partner
Membership No:105117

UDIN:20105117AAAAHA5224

Place: Mumbai
Date: 13 November 2020



SATIN CREDITCARE NETWORK LTD.

Reaching out!

SATIN CREDITCARE NETWORK LIMITED

Statement of unaudited standalone financial results for the quarter and half year ended September 30, 2020

(₹ in Lakhs except EPS)

S. No	Particulars	Quarter ended			Half year ended		Year ended
		September 30 2020	June 30 2020	September 30 2019	September 30 2020	September 30 2019	March 31 2020
		(Unaudited)	(Unaudited)	(Unaudited)	(Unaudited)	(Unaudited)	(Audited)
	Revenue from operations						
	Interest income	26,214.92	27,299.61	26,265.53	53,514.53	53,415.08	1,07,844.38
	Dividend income					2.21	2.21
	Fees and commission income	813.52	341.48	1,832.70	1,155.00	3,582.94	7,078.65
	Net (loss)/gain on fair value changes	(132.18)	(145.10)	685.29	(277.28)	1,121.40	1,237.44
	Net gain on derecognition of financial instruments	4,388.72	1,367.38	5,661.14	5,756.10	9,552.60	23,608.14
	Other operating income	31.26	68.33	40.41	99.59	85.04	186.29
1	Total revenue from operations	31,316.24	28,931.70	34,485.07	60,247.94	67,759.27	1,39,957.11
2	Other income	134.19	20.60	30.35	154.79	48.80	133.30
3	Total income (1+2)	31,450.43	28,952.30	34,515.42	60,402.73	67,808.07	1,40,090.41
	Expenses						
	Finance costs	15,090.71	15,550.95	14,759.75	30,641.66	29,926.17	57,686.12
	Impairment of financial instruments	4,517.36	3,199.74	955.79	7,717.10	2,415.47	18,882.89
	Employee benefits expenses	6,979.29	6,665.71	7,614.99	13,645.00	14,910.32	29,666.79
	Depreciation and amortisation expenses	320.12	336.50	380.89	656.62	728.69	1,519.84
	Other expenses	2,280.00	1,463.72	3,181.74	3,743.72	5,708.15	11,018.01
4	Total expenses	29,187.48	27,216.62	26,893.16	56,404.10	53,688.80	1,18,773.65
5	Profit before tax (3-4)	2,262.95	1,735.68	7,622.26	3,998.63	14,119.27	21,316.76
	Tax expense:						
	Current tax	1,756.80	614.17	1,319.45	2,370.97	3,738.44	5,474.97
	Deferred tax (credit)/charge	(773.48)	(163.72)	830.84	(937.20)	770.55	215.08
6	Total tax expense	983.32	450.45	2,150.29	1,433.77	4,508.99	5,690.05
7	Net profit after tax (5-6)	1,279.63	1,285.23	5,471.97	2,564.86	9,610.28	15,626.71
	Other comprehensive income						
	Items that will not be reclassified to profit and loss	(42.67)	(3.56)	(141.99)	(46.23)	(126.99)	87.80
	Income tax relating to items that will not be reclassified to profit and loss	10.74	0.90	37.20	11.64	31.96	(22.10)
	Items that will be reclassified to profit and loss	(1,532.05)	725.07	444.35	(806.98)	1,723.43	5,864.78
	Income tax relating to items that will be reclassified to profit and loss	385.59	(182.49)	13.21	203.10	(433.75)	(1,476.05)
8	Total other comprehensive income	(1,178.39)	539.92	352.77	(638.47)	1,194.65	4,454.43
9	Total comprehensive income (7+8)	101.24	1,825.15	5,824.74	1,926.39	10,804.93	20,081.14
10	Paid-up equity share capital (face value of ₹ 10 per equity share)						5,171.27
11	Other equity as per balance sheet of previous accounting year						1,40,105.69
12	Earning per share (EPS) (face value of ₹ 10 per equity share)						
	- Basic (amount in ₹) (reinstated)	2.29	2.36	10.04	4.64	18.13	29.07
	- Diluted (amount in ₹) (reinstated)	2.13	2.36	10.00	4.47	17.84	28.93
	(EPS for the period ended September 30, 2020, June 30, 2020 and September 30, 2019 are not annualised)						



Corporate Office :
1st, 3rd Floor, Plot No 97,
Sector-44, Gurugram - 122003
Haryana, India

Registered Office :
5th Floor, Kundan Bhawan,
Azadpur Commercial Complex,
Azadpur, New Delhi-110033, India

CIN : ICG991D11090PLC041796
Landline No : 124 - 4715100
E-Mail ID : info@satincare.com
Website : www.satincare.com



SATIN CREDITCARE NETWORK LTD.

Reaching out!

SATIN CREDITCARE NETWORK LIMITED

Statement of unaudited standalone financial results for the quarter and half year ended September 30, 2020

Standalone Statement of Assets and Liabilities as at September 30, 2020

Particulars	(₹ in Lakhs)	
	As at September 30 2020 (Unaudited)	As at March 31 2020 (Audited)
ASSETS		
Financial assets		
Cash and cash equivalents	1,57,216.45	1,10,732.02
Bank balances other than cash and cash equivalents	65,851.69	65,434.15
Derivative financial instruments	151.09	673.63
Trade receivables	442.20	613.14
Loans	4,60,884.06	4,70,939.10
Investments	26,817.46	51,333.45
Other financial assets	3,326.14	1,758.77
	7,14,689.09	7,01,484.26
Non-financial assets		
Current tax assets (net)	-	3,152.99
Deferred tax assets (net)	9.90	-
Property, plant and equipment	4,636.66	5,241.24
Capital work-in-progress	4,040.35	3,413.64
Other intangible assets	333.32	378.17
Other non-financial assets	1,709.45	1,752.61
	10,729.68	13,938.65
TOTAL ASSETS	7,25,418.77	7,15,422.91
LIABILITIES AND EQUITY		
LIABILITIES		
Financial liabilities		
Payables		
Trade payables		
(i) total outstanding dues of micro enterprises and small enterprises	113.26	81.38
(ii) total outstanding dues of creditors other than micro enterprises and small enterprises	535.08	300.99
Other payables		
(i) total outstanding dues of micro enterprises and small enterprises	135.96	227.71
(ii) total outstanding dues of creditors other than micro enterprises and small enterprises	1,964.81	1,220.08
Debt securities	1,34,610.03	86,386.14
Borrowings (other than debt securities)	3,59,574.07	4,00,213.72
Subordinated liabilities	51,903.89	54,308.13
Other financial liabilities	24,650.39	24,400.91
	5,73,487.49	5,67,139.06
Non-financial liabilities		
Current tax liabilities (net)	308.58	-
Deferred tax liabilities (net)	-	1,142.04
Provisions	1,118.65	1,086.40
Other non-financial liabilities	509.73	778.45
	1,936.96	3,006.89
EQUITY		
Equity share capital	5,667.49	5,171.27
Other equity	1,44,326.83	1,40,105.69
	1,49,994.32	1,45,276.96
TOTAL LIABILITIES AND EQUITY	7,25,418.77	7,15,422.91



Corporate Office :
Tst, 3rd Floor, Plot No 97,
Sector -44, Gurugram - 122003
Haryana, India

Registered Office :
5th Floor, Kundan Bhawan,
Azadpur Commercial Complex,
Azadpur, New Delhi-110033, India

CIN : L65991DL1990PLC041796
Landline No : 124 - 4715400
E-Mail ID : info@satincare.com
Website : www.satincare.com



SATIN CREDITCARE NETWORK LTD.

Reaching out!

SATIN CREDITCARE NETWORK LIMITED

Standalone cash flow statement for the period ended September 30, 2020

Particulars	For the period ended September 30, 2020	For the period ended September 30, 2019
	(Unaudited)	(Unaudited)
A Cash flow from operating activities		
Profit before tax	3,998.63	14,119.27
Adjustments for:		
Depreciation and amortisation	439.01	728.69
Depreciation of right-of-use assets	217.61	-
Net (gain)/loss on derecognition of property, plant and equipment	(3.76)	(1.69)
Gain on sale of mutual funds	(2.48)	(862.26)
Unrealised (gain)/loss on fair value changes of derivatives and investments	279.76	(259.14)
Impairment on financial instruments	7,717.10	2,415.47
Gain on sale of loan portfolio through assignment	(5,756.10)	(9,552.60)
First loss default guarantee expenses	601.86	743.70
Share based payment to employees	19.02	96.68
Effective interest rate adjustment for financial instruments	240.79	748.85
Interest expense for leasing arrangements	43.84	-
Net gain on termination of leases	(2.84)	-
Corporate guarantee premium income	(3.12)	-
Unrealised exchange fluctuation loss (net)	(159.52)	190.79
Operating profit before working capital changes	7,629.80	8,367.76
Movement in working capital		
Decrease in trade receivables	170.94	25.10
Decrease in loans	7,647.59	39,637.63
(Increase) in term deposits	(417.54)	(5,589.11)
(Increase) in other financial assets	(1,899.20)	(761.85)
Decrease/(increase) in other non-financial assets	43.23	(405.70)
Increase in trade and other payables	918.95	555.27
(Decrease)/Increase in other financial liabilities	(349.26)	9,016.73
(Decrease) in provisions	(13.98)	(120.10)
(Decrease)/Increase in other non-financial liabilities	(286.44)	28.91
Cash flows from/(used in) operating activities post working capital changes	13,444.09	50,754.64
Income tax paid (net)	1,090.60	(4,948.27)
Net cash flows from/ (used in) operating activities (A)	14,534.69	45,806.37
B Cash flows from investing activities		
Purchase of property, plant and equipment, capital work-in-progress and intangible assets	(655.68)	(2,841.83)
Proceeds from sale of property, plant and equipment and intangible assets	16.08	12.71
Investment made in subsidiaries	-	(6,000.00)
Purchase of other investments (net)	24,507.76	(31,084.79)
Net cash used in investing activities (B)	23,868.16	(39,913.91)
C Cash flows from financing activities		
Proceeds from issue of share capital and share warrants (including premium and net of share issue expenses)	2,865.19	4,541.58
Proceeds from debt securities	51,500.00	21,428.00
Repayment of debt securities	(3,000.00)	(24,352.45)
Proceeds from borrowings other than debt securities	83,969.57	1,32,802.89
Repayment of borrowings other than debt securities	(1,10,835.10)	(1,61,977.36)
Lease payments	(244.79)	-
Proceeds from subordinated liabilities	304.77	-
Repayment of subordinated liabilities	(2,684.89)	(184.89)
Net cash flows from financing activities (C)	21,874.75	(27,742.23)
Net increase/(decrease) in cash and cash equivalents (A+B+C)	60,277.60	(21,849.77)
Cash and cash equivalents at the beginning of the year	96,938.85	94,472.52
Cash and cash equivalents at the end of the year	1,57,216.45	72,622.75
Notes:		
Cash and cash equivalents	1,57,216.45	80,627.15
Less: Overdraft facility against term deposits	-	(8,004.40)
	1,57,216.45	72,622.75



Corporate Office :
1st, 3rd Floor, Plot No 97,
Sector-44, Gurugram - 122003
Haryana, India

Registered Office :
5th Floor, Kundan Bhawan,
Azadpur Commercial Complex,
Azadpur, New Delhi-110033, India

Landline No : 124 - 4715400
E-Mail ID : info@satincare.com
Website : www.satincare.com



SATIN CREDITCARE NETWORK LTD.

Reaching out!

SATIN CREDITCARE NETWORK LIMITED

Statement of unaudited standalone financial results for the quarter and half year ended September 30, 2020

Notes to the unaudited standalone financial results:

- The above unaudited financial results have been reviewed by the Audit Committee and approved by the Board of Directors of Satin Creditcare Network Limited ("the Company") at their respective meetings held on November 13, 2020 and are subjected to limited review by the statutory auditors. These results have been prepared in accordance with the requirement of Regulation 33 and 52 of the SEBI (Listing Obligations and Disclosure Requirements) Regulations, 2015 (as amended)
- The financial results have been prepared in accordance with applicable accounting standards, as notified under the Companies (Indian Accounting Standards) Rules, 2015, and as specified under section 133 of the Companies Act 2013
- The COVID-19 pandemic has affected several countries across the world, including India. The pandemic and consequent lockdown imposed by the Government considerably impacted the Company's business operations during the half year ended September 2020. Apart from other adverse effects, the pandemic has also resulted in significantly lower business activities. In accordance with the Reserve Bank of India ('RBI') guidelines relating to 'COVID-19 Regulatory Package' dated 27 March 2020, 17 April 2020 and 23 May 2020, the Company offered moratorium up to six months on the payment of all instalments, as applicable, falling due between March 1, 2020 and August 31, 2020 to all eligible borrowers as per Company's policy, classified as standard, as on February 29, 2020. For all such loans where moratorium is granted, the Company has kept ageing of such loans and their asset classification standstill during the moratorium period.

The Company has assessed the impact of COVID-19 on its liquidity and ability to repay its obligations as and when they are due. With the relaxation of lockdown rules and resumption of commercial activities in majority of geographies in which the Company has operations, the Company has disbursed fresh loans during the period ended as at September 30, 2020 and the management is confident that further disbursement and collections will pick up in coming months as compared to current period. Further, the Company considers its liquidity position which includes cash and cash equivalents as at September 30, 2020 and the expected inflows from various sources of borrowings including fresh sanctions for existing and new lenders. The management believes that Company will be able to pay its obligations as and when these become due in the foreseeable future.

The Company has recognized provisions as on 30 September 2020 towards its loan assets, based on the information available at this point of time, in accordance with the expected credit loss method. The Company believes that it has considered all the possible impact of the known events arising out of COVID-19 pandemic in the preparation of unaudited financial results. However, the impact assessment of COVID-19 is a continuing process given its nature and duration. The Company will continue to monitor any material changes to future economic conditions.

- The Company had allotted 1,99,82,283 partly paid Equity Shares of ₹ 10 each (₹ 2.50 each paid up) on September 1, 2020 on Rights basis. Thereafter, on September 4, 2020, BSE Limited and National Stock Exchange of India Limited have accorded listing and trading approval effective from September 7, 2020.
- The Company has allotted following Non-convertible Debentures during the period from April 1, 2020 to September 30, 2020:

Particulars	No. of Debentures
Secured, Rated, Listed, Redeemable, Non-convertible Debentures of face value of ₹ 10 Lakhs each, aggregating up to ₹ 2,500 Lakhs on June 30, 2020 at a coupon rate of 11.25% per annum	250
Secured, Rated, Listed, Redeemable, Non-convertible Debentures of face value of ₹ 10 Lakhs each, aggregating up to ₹ 2,500 Lakhs on July 28, 2020 at a coupon rate of 11.00% per annum, payable quarterly	250
Secured, Rated, Listed, Redeemable, Non-convertible Debentures of face value of ₹ 25 Lakhs each, aggregating up to ₹ 5,000 Lakhs on July 15, 2020, roll over and maturity period extended for next 3 years at a coupon rate of 12.75% per annum	200
Secured, Rated, Listed, Redeemable, Non-convertible Debentures of face value of ₹ 10 Lakhs each, aggregating up to ₹ 2,500 Lakhs on July 31, 2020 at a coupon rate of 10.95% per annum, payable half yearly	250
Unsecured, Rated, Listed, Redeemable, Non-convertible Debentures of face value of ₹ 10 Lakhs each, aggregating up to ₹ 1,500 Lakhs on August 07, 2020 at a coupon rate of 11.69% per annum	150
Secured, Rated, Listed, Redeemable, Non-convertible Debentures of face value of ₹ 10 Lakhs each, aggregating up to ₹ 5,000 Lakhs on August 18, 2020 at a coupon rate of 10.25% per annum	500
Secured, Rated, Listed, Redeemable, Non-convertible Debentures of face value of ₹ 10 Lakhs each, aggregating up to ₹ 10,000 Lakhs on August 24, 2020 at a coupon rate of 10.25% per annum	1,000
Secured, Rated, Listed, Redeemable, Non-convertible Debentures of face value of ₹ 10 Lakhs each, aggregating up to ₹ 5,000 Lakhs on August 31, 2020 at a coupon rate of 10.20% per annum	500
Secured, Rated, Listed, Redeemable, Non-convertible Debentures of face value of ₹ 10 Lakhs each, aggregating up to ₹ 5,000 Lakhs on September 15, 2020 at a coupon rate of 10.25% per annum	500
Secured, Rated, Listed, Redeemable, Non-convertible Debentures of face value of ₹ 10 Lakhs each, aggregating up to ₹ 17,500 Lakhs on September 30, 2020 at a coupon rate of 10.40% per annum	1,750

- The Chief Operating Decision Maker reviews the operations at the Company level. The operations of the Company fall under "financing activities" only, which is considered to be the only reportable segment in accordance with the provisions of Ind AS 108 – Operating Segments. The Company operates in a single geographical segment, i.e. domestic.
- Previous year/periods figures have been regrouped/rearranged to make them comparable to current year/period figures.



For and on behalf of the Board of Directors of
Satin Creditcare Network Limited

(H P Singh)

Chairman cum Managing Director
DIN 00333754

Place: Gurugram

Date: November 13, 2020

Corporate Office :
1st, 3rd Floor, Plot No 97,
Sector-46, Gurugram - 122003
Haryana, India

Registered Office :
5th Floor, Kundan Bhawan,
Azadpur Commercial Complex,
Azadpur, New Delhi-110033, India

CIN : L65991DL1990PLC041796
Landline No : 124 - 4715400
E-Mail ID : info@satincreditcare.com
Website : www.satincreditcare.com

Walker ChandioK & Co LLP

11th floor, Tower II,
One International Center,
SB Marg, Prabhadevi (W)
Mumbai – 400 013
India

T +91 22 6626 2699

F +91 22 6626 2601

Independent Auditor's Review Report on Consolidated Unaudited Quarterly Financial Results and Year to Date Results of the Company Pursuant to the Regulation 33 of the SEBI (Listing Obligations and Disclosure Requirements) Regulations, 2015 (as amended)

To the Board of Directors of Satin Creditcare Network Limited

1. We have reviewed the accompanying statement of unaudited consolidated financial results ('the Statement') of Satin Creditcare Network Limited ('the Holding Company') and its subsidiaries (the Holding Company and its subsidiaries together referred to as 'the Group'), (refer Annexure 1 for the list of subsidiaries included in the Statement) for the quarter ended 30 September 2020 and the consolidated year to date results for the period 1 April 2020 to 30 September 2020, being submitted by the Holding Company pursuant to the requirements of Regulation 33 of the SEBI (Listing Obligations and Disclosure Requirements) Regulations, 2015 (as amended), including relevant circulars issued by the SEBI from time to time.
2. This Statement, which is the responsibility of the Holding Company's management and approved by the Holding Company's Board of Directors, has been prepared in accordance with the recognition and measurement principles laid down in Indian Accounting Standard 34, Interim Financial Reporting ('Ind AS 34'), prescribed under section 133 of the Companies Act, 2013 ('the Act'), and other accounting principles generally accepted in India and is in compliance with the presentation and disclosure requirements of Regulation 33 of the SEBI (Listing Obligations and Disclosure Requirements) Regulations, 2015 (as amended), including relevant circulars issued by the SEBI from time to time. Our responsibility is to express a conclusion on the Statement based on our review.
3. We conducted our review of the Statement in accordance with the Standard on Review Engagements (SRE) 2410, Review of Interim Financial Information Performed by the Independent Auditor of the Entity, issued by the Institute of Chartered Accountants of India. A review of interim financial information consists of making inquiries, primarily of persons responsible for financial and accounting matters, and applying analytical and other review procedures. A review is substantially less in scope than an audit conducted in accordance with the Standards on Auditing specified under section 143(10) of the Act, and consequently, does not enable us to obtain assurance that we would become aware of all significant matters that might be identified in an audit. Accordingly, we do not express an audit opinion.

We also performed procedures in accordance with the SEBI Circular CIR/CFD/CMD1/44/2019 dated 29 March 2019 issued by the SEBI under Regulation 33 (8) of the SEBI (Listing Obligations and Disclosure Requirements) Regulations, 2015 (as amended), to the extent applicable.



Walker Chandiook & Co LLP

Satin Creditcare Network Limited

Independent Auditor's Review Report on Consolidated Unaudited Quarterly Financial Results and Year to Date Results of the Company Pursuant to the Regulation 33 of the SEBI (Listing Obligations and Disclosure Requirements) Regulations, 2015 (as amended)

4. Based on our review conducted and procedures performed as stated in paragraph 3 above and upon consideration of the review reports of the other auditors referred to in paragraph 6 below, nothing has come to our attention that causes us to believe that the accompanying Statement, prepared in accordance with the recognition and measurement principles laid down in Ind AS 34, prescribed under Section 133 of the Act, and other accounting principles generally accepted in India, has not disclosed the information required to be disclosed in accordance with the requirements of Regulation 33 of the SEBI (Listing Obligations and Disclosure Requirements) Regulations, 2015 (as amended), including the manner in which it is to be disclosed, or that it contains any material misstatement.
5. We draw attention to Note 3 of the accompanying Statement, which describes the uncertainty relating to the effects of Covid-19 pandemic on the Group's operations and the impact on the impairment provision recognized towards the loan assets outstanding as at 30 September 2020. Our conclusion is not modified in respect of this matter.
6. We did not review the interim financial information/ financial results of 3 subsidiaries included in the Statement, whose financial information reflects total assets of ₹41,714.33 lakhs as at 30 September 2020, and total revenues of ₹3,036.39 lakhs and ₹5,242.35 lakhs, total net profit after tax of ₹273.05 lakhs and ₹264.31 lakhs, total comprehensive income of ₹258.65 lakhs and ₹254.89 lakhs for the quarter and year to date period ended on 30 September 2020, respectively, and cash flows (net) of ₹(752.28) lakhs for the year to date period ended 30 September 2020, as considered in the Statement. These interim financial information/ financial results have been reviewed by other auditors whose review reports have been furnished to us by the management, and our conclusion in so far as it relates to the amounts and disclosures included in respect of these subsidiaries is based solely on the review reports of such other auditors and the procedures performed by us as stated in paragraph 3 above.
Our conclusion is not modified in respect of this with respect to our reliance on the work done by and the reports of the other auditors.

For **Walker Chandiook & Co LLP**
Chartered Accountants
Firm Registration No:001076N/N500013



Manish Gujral
Partner
Membership No:105117

UDIN:20105117AAAAHB7463

Place: Mumbai
Date: 13 November 2020

Walker ChandioK & Co LLP

Satin Creditcare Network Limited
Independent Auditor's Review Report on Consolidated Unaudited Quarterly Financial Results and
Year to Date Results of the Company Pursuant to the Regulation 33 of the SEBI (Listing Obligations
and Disclosure Requirements) Regulations, 2015 (as amended)

Annexure 1

List of entities included in the Statement

- 1) Taraashna Financial Services Limited (formerly known as Taraashna Services Limited)
- 2) Satin Housing Finance Limited
- 3) Satin Finserv Limited



This space has been intentionally left blank.



SATIN CREDITCARE NETWORK LTD.

Reaching out!

SATIN CREDITCARE NETWORK LIMITED

Statement of unaudited consolidated financial results for the quarter and half year ended September 30, 2020

(₹ in Lakhs except EPS)

S. No	Particulars	Quarter ended			Half year ended		Year ended
		September 30 2020	June 30 2020	September 30 2019	September 30 2020	September 30 2019	March 31 2020
		(Unaudited)	(Unaudited)	(Unaudited)	(Unaudited)	(Unaudited)	(Audited)
	Revenue from operations						
	Interest income	27,395.09	28,458.11	26,906.46	55,853.20	54,521.32	1,11,000.52
	Dividend income	-	-	-	-	2.21	2.21
	Fees and commission income	2,264.81	1,207.58	3,257.60	3,472.39	6,506.27	13,778.42
	Net (loss)/gain on fair value changes	(130.50)	(118.89)	746.49	(249.39)	1,224.91	1,437.83
	Net gain on derecognition of financial instruments	4,423.14	1,367.38	5,661.14	5,790.52	9,552.60	23,608.14
	Other operating income	7.81	52.74	29.24	60.55	57.47	124.42
1	Total revenue from operations	33,960.35	30,966.92	36,600.93	64,927.27	71,864.78	1,49,951.54
2	Other income	92.92	88.35	40.42	181.27	92.07	391.65
3	Total income (1+2)	34,053.27	31,055.27	36,641.35	65,108.54	71,956.85	1,50,343.19
	Expenses						
	Finance costs	15,554.66	16,016.78	15,052.74	31,571.44	30,420.43	58,929.39
	Impairment of financial instruments	4,912.31	3,257.30	974.96	8,169.61	2,451.35	19,180.66
	Employee benefit expenses	8,179.15	7,923.06	8,941.82	16,102.21	17,554.20	35,134.58
	Depreciation and amortisation expenses	369.00	386.16	437.96	755.16	834.44	1,753.72
	Other expenses	2,410.60	1,756.57	3,697.41	4,167.17	6,728.14	14,182.20
4	Total expenses	31,425.72	29,339.87	29,104.89	60,765.59	57,988.56	1,29,180.55
5	Profit before tax (3-4)	2,627.55	1,715.40	7,536.46	4,342.95	13,968.29	21,162.64
	Tax expense:						
	Current tax	1,826.79	682.21	1,303.86	2,509.00	3,759.20	5,575.17
	Deferred tax (credit)/charge	(751.94)	(243.29)	800.55	(995.23)	691.29	90.21
6	Total tax expense	1,074.85	438.92	2,104.41	1,513.77	4,450.49	5,665.38
7	Net profit after tax (5-6)	1,552.70	1,276.48	5,432.05	2,829.18	9,517.80	15,497.26
	Other comprehensive income						
	Items that will not be reclassified to profit and loss	(62.71)	3.10	(139.56)	(59.61)	(122.45)	126.65
	Income tax relating to items that will not be reclassified to profit and loss	16.38	(0.78)	36.52	15.60	30.69	(32.91)
	Items that will be reclassified to profit and loss	(1,532.05)	725.07	444.35	(806.98)	1,723.43	5,864.78
	Income tax relating to items that will be reclassified to profit and loss	385.59	(182.49)	13.21	203.10	(433.75)	(1,476.05)
8	Total other comprehensive income	(1,192.79)	544.90	354.52	(647.89)	1,197.92	4,482.47
9	Total comprehensive income (7+8)	359.91	1,821.38	5,786.57	2,181.29	10,715.72	19,979.73
10	Net profit after tax attributable to:						
	Owners of the holding company	1,552.70	1,276.48	5,432.05	2,829.18	9,517.80	15,497.26
	Non-controlling interests	-	-	-	-	-	-
11	Other comprehensive income attributable to:						
	Owners of the holding company	(1,192.79)	544.90	354.52	(647.89)	1,197.92	4,482.47
	Non-controlling interests	-	-	-	-	-	-
12	Total comprehensive income attributable to:						
	Owners of the holding company	359.91	1,821.38	5,786.57	2,181.29	10,715.72	19,979.73
	Non-controlling interests	-	-	-	-	-	-
13	Paid-up equity share capital (face value of ₹ 10 per equity share)						5,171.27
14	Other equity as per balance sheet of previous accounting year						1,39,697.64
15	Earning per share (EPS) (face value of ₹ 10 per equity share)						
	- Basic (amount in ₹) (Reinstated)	2.78	2.34	9.97	5.12	17.96	28.83
	- Diluted (amount in ₹) (Reinstated)	2.58	2.34	9.93	4.93	17.67	28.69
	(EPS for the quarter ended September 30, 2020 and June 30, 2020 are not annualised)						



Corporate Office :
1st, 3rd Floor, Plot No 97,
Sector-44, Gurugram - 122003
Haryana, India

Registered Office :
5th Floor, Kundan Bhawan,
Azadpur Commercial Complex,
Azadpur, New Delhi-110033, India

CIN : LC5991011990PLC041796
Landline No : 124 - 4715400
E-Mail ID : info@satincare.com
Website : www.satincare.com



SATIN CREDITCARE NETWORK LTD.

Reaching out!

SATIN CREDITCARE NETWORK LIMITED

Statement of unaudited consolidated financial results for the quarter and half year ended September 30, 2020

Consolidated Statement of Assets and Liabilities as at September 30, 2020

Particulars	(₹ in Lakhs)	
	As at September 30 2020 (Unaudited)	As at March 31 2020 (Audited)
ASSETS		
Financial assets		
Cash and cash equivalents	1,63,430.51	1,17,698.47
Bank balances other than cash and cash equivalents	71,085.23	70,417.64
Derivative financial instruments	151.09	673.63
Trade receivables	760.33	1,232.97
Loans	4,86,420.09	4,94,111.17
Investments	57.22	24,573.21
Other financial assets	4,139.94	2,521.89
	7,26,044.41	7,11,228.98
Non-financial assets		
Current tax assets (net)	720.51	3,778.61
Deferred tax assets (net)	486.01	-
Property, plant and equipment	4,982.98	5,618.82
Capital work-in-progress	4,040.35	3,413.64
Goodwill	3,370.66	3,370.66
Other intangible assets	358.01	405.61
Other non-financial assets	2,238.98	2,145.45
	16,197.50	18,732.79
TOTAL ASSETS	7,42,241.91	7,29,961.77
LIABILITIES AND EQUITY		
LIABILITIES		
Financial liabilities		
Payables		
Trade payables		
(i) total outstanding dues of micro enterprises and small enterprises	113.26	117.56
(ii) total outstanding dues of creditors other than micro enterprises and small enterprises	1,070.73	848.47
Other payables		
(i) total outstanding dues of micro enterprises and small enterprises	135.96	193.77
(ii) total outstanding dues of creditors other than micro enterprises and small enterprises	2,148.62	1,332.60
Debt securities	1,35,105.60	86,386.14
Borrowings (other than debt securities)	3,71,419.25	4,11,462.61
Subordinated liabilities	53,898.62	56,302.54
Other financial liabilities	25,772.40	25,532.33
	5,89,664.44	5,82,176.02
Non-financial liabilities		
Current tax liabilities (net)	379.36	-
Deferred tax liabilities (net)	-	727.90
Provisions	1,360.21	1,285.71
Other non-financial liabilities	996.40	903.23
	2,735.97	2,916.84
EQUITY		
Equity share capital	5,667.49	5,171.27
Other equity	1,44,174.01	1,39,697.64
	1,49,841.50	1,44,868.91
TOTAL LIABILITIES AND EQUITY	7,42,241.91	7,29,961.77



h

Corporate Office :
1st, 3rd Floor, Plot No 97,
Sector-44, Gurugram - 122003
Haryana, India

Registered Office :
5th Floor, Kundan Bhawan,
Azadpur Commercial Complex,
Azadpur, New Delhi-110033, India

CIN : L65991DL1990PLC041796
Landline No : 124 - 4715400
E-Mail ID : info@satincreditcare.com
Website : www.satincreditcare.com



SATIN CREDITCARE NETWORK LTD.

Reaching out!

SATIN CREDITCARE NETWORK LIMITED
Consolidated cash flow statement for the period ended September 30, 2020

Particulars	For the period ended September 30, 2020	For the period ended September 30, 2019
	(Unaudited)	(Unaudited)
A Cash flow from operating activities		
Profit before tax	4,342.95	13,968.29
Adjustments for:		
Depreciation and amortisation	491.45	834.44
Depreciation of right-of-use assets	263.71	-
Net (gain)/loss on derecognition of property, plant and equipment	14.79	(1.69)
Gain on sale of liquid funds	(30.37)	(965.77)
Unrealised (gain)/loss on fair value changes of derivatives and investments	279.76	(259.14)
Impairment on financial instruments	8,169.61	2,451.35
Gain on sale of loan portfolio through assignment	(5,790.52)	(9,552.60)
First loss default guarantee expenses	463.15	1,059.40
Share based payment to employees	(74.20)	131.15
Effective interest rate adjustment for financial instruments	218.06	708.69
Interest expense for leasing arrangements	53.09	-
Net gain on termination of leases	(3.64)	-
Unrealised exchange fluctuation loss (net)	(159.52)	190.79
Operating profit before working capital changes	8,238.32	8,564.91
Movement in working capital		
Decrease in trade receivables	472.64	21.32
Decrease in loans	4,896.94	31,019.04
(Increase) in deposits	(667.59)	(6,737.04)
(Increase) in other financial assets	(1,888.06)	(143.06)
(Increase) in other non-financial assets	(93.46)	(645.45)
Increase in trade and other payables	976.17	1,589.92
(Decrease)/increase in other financial liabilities	(223.08)	9,057.76
Increase in provisions	14.89	67.60
Increase/(decrease) in other non-financial liabilities	75.46	(30.20)
Cash flows from/(used in) operating activities post working capital changes	11,802.23	42,764.80
Income tax paid (net)	928.48	(4,921.54)
Net cash flows from/(used in) operating activities (A)	12,730.71	37,843.26
Cash flows from investing activities		
Payments for property, plant and equipment and capital work-in-progress and intangible assets	(686.04)	(3,018.50)
Proceeds from sale of property, plant and equipment and intangible assets	16.54	32.20
Purchase of other investments (net)	24,535.65	(30,981.28)
Net cash used in investing activities (B)	23,866.15	(33,967.58)
Cash flows from financing activities		
Proceeds from issue of share capital and share warrants (including premium and net of share issue expenses)	2,865.51	4,491.94
Proceeds from debt securities	52,000.00	21,428.00
Repayment of debt securities	(3,000.00)	(24,352.45)
Proceeds from borrowings other than debt securities	87,069.50	1,38,310.31
Repayment of borrowings other than debt securities	(1,13,329.72)	(1,62,690.97)
Lease payments	(296.87)	-
Proceeds from subordinated liabilities	304.77	-
Repayment of subordinated liabilities	(2,684.89)	(184.89)
Net cash flows from financing activities (C)	22,928.30	(22,998.06)
Net increase in cash and cash equivalents (A+B+C)	59,525.16	(19,122.38)
Cash and cash equivalents at the beginning of the year	1,03,905.30	96,581.67
Cash and cash equivalents at the end of the year	1,63,430.46	77,459.29
Notes:		
Cash and cash equivalents	1,63,430.51	85,463.69
Less: Overdraft facility against term deposits	(0.05)	(8,004.40)
	1,63,430.46	77,459.29



Corporate Office :
1st, 3rd Floor, Plot No 97,
Sector-44, Gurugram - 122003
Haryana, India

Registered Office :
5th Floor, Kundan Bhawan,
Azadpur Commercial Complex,
Azadpur, New Delhi-110032, India

CIN : L65991DL1990PLC041796
Landline No : 124 - 4715400
E-Mail ID : info@satincare.com
Website : www.satincare.com



SATIN CREDITCARE NETWORK LTD.

Reaching out!

SATIN CREDITCARE NETWORK LIMITED

Statement of unaudited consolidated financial results for the quarter and half year ended September 30, 2020

Notes to the unaudited consolidated financial results:

- The above unaudited financial results have been reviewed by the Audit Committee and approved by the Board of Directors of Satin Creditcare Network Limited ("the Holding Company") at their respective meetings held on November 13, 2020 and are subjected to limited review by the statutory auditors. These results have been prepared in accordance with the requirement of Regulation 33 of the SEBI (Listing Obligations and Disclosure Requirements) Regulations, 2015 (as amended)
- The consolidated financial results have been prepared in accordance with the 'Indian Accounting Standard - Consolidated Financial Statements' prescribed under Section 133 of the Companies Act, 2013 and comprise the financial results of the Holding Company and its wholly owned subsidiaries
- The COVID-19 pandemic has affected several countries across the world, including India. The pandemic and consequent lockdown imposed by the Government considerably impacted the Group's business operations during the half year ended September 2020. Apart from other adverse effects, the pandemic has also resulted in significantly lower business activities. In accordance with the Reserve Bank of India ('RBI') guidelines relating to 'COVID-19 Regulatory Package' dated 27 March 2020, 17 April 2020 and 23 May 2020, the Group offered moratorium up to six months on the payment of all instalments, as applicable, falling due between March 1, 2020 and August 31, 2020 to all eligible borrowers as per Group's policy, classified as standard, as on February 29, 2020. For all such loans where moratorium is granted, the Group has kept ageing of such loans and their asset classification standstill during the moratorium period.

The Group has assessed the impact of COVID-19 on its liquidity and ability to repay its obligations as and when they are due. With the relaxation of lockdown rules and resumption of commercial activities in majority of geographies in which the Group has operations, the Group has disbursed fresh loans during the period ended as at September 30, 2020 and the management is confident that further disbursement and collections will pick up in coming months as compared to current period. Further, the Group considers its liquidity position which includes cash and cash equivalents as at September 30, 2020 and the expected inflows from various sources of borrowings including fresh sanctions for existing and new lenders. The management believes that Group will be able to pay its obligations as and when these become due in the foreseeable future.

The Group has recognized provisions as on 30 September 2020 towards its loan assets, based on the information available at this point of time, in accordance with the expected credit loss method. The Group believes that it has considered all the possible impact of the known events arising out of COVID-19 pandemic in the preparation of unaudited financial results. However, the impact assessment of COVID-19 is a continuing process given its nature and duration. The Group will continue to monitor any material changes to future economic conditions.

- The Holding Company had allotted 1,99,82,283 partly paid Equity Shares of ₹ 10 each (₹ 2.50 each paid up) on September 1, 2020 on Rights basis. Thereafter, on September 4, 2020, BSE Limited and National Stock Exchange of India Limited have accorded listing and trading approval effective from September 7, 2020.
- The Holding Company has allotted following Non-convertible Debentures during the period from April 1, 2020 to September 30, 2020:

Particulars	No. of Debentures
Secured, Rated, Listed, Redeemable, Non-convertible Debentures of face value of ₹ 10 Lakhs each, aggregating up to ₹ 2,500 Lakhs on June 30, 2020 at a coupon rate of 11.25% per annum	250
Secured, Rated, Listed, Redeemable, Non-convertible Debentures of face value of ₹ 10 Lakhs each, aggregating up to ₹ 2,500 Lakhs on July 28, 2020 at a coupon rate of 11.00% per annum, payable quarterly	250
Secured, Rated, Listed, Redeemable, Non-convertible Debentures of face value of ₹ 25 Lakhs each, aggregating up to ₹ 5,000 Lakhs, on July 15, 2020, roll over and maturity period extended for next 3 years at a coupon rate of 12.75% per annum	200
Secured, Rated, Listed, Redeemable, Non-convertible Debentures of face value of ₹ 10 Lakhs each, aggregating up to ₹ 2,500 Lakhs on July 31, 2020 at a coupon rate of 10.95% per annum, payable half yearly	250
Unsecured, Rated, Listed, Redeemable, Non-convertible Debentures of face value of ₹ 10 Lakhs each, aggregating up to ₹ 1,500 Lakhs on August 07, 2020 at a coupon rate of 11.69% per annum	150
Secured, Rated, Listed, Redeemable, Non-convertible Debentures of face value of ₹ 10 Lakhs each, aggregating up to ₹ 5,000 Lakhs on August 18, 2020 at a coupon rate of 10.25% per annum	500
Secured, Rated, Listed, Redeemable, Non-convertible Debentures of face value of ₹ 10 Lakhs each, aggregating up to ₹ 10,000 Lakhs on August 24, 2020 at a coupon rate of 10.25% per annum	1,000
Secured, Rated, Listed, Redeemable, Non-convertible Debentures of face value of ₹ 10 Lakhs each, aggregating up to ₹ 5,000 Lakhs on August 31, 2020 at a coupon rate of 10.20% per annum	500
Secured, Rated, Listed, Redeemable, Non-convertible Debentures of face value of ₹ 10 Lakhs each, aggregating up to ₹ 5,000 Lakhs on September 15, 2020 at a coupon rate of 10.25% per annum	500
Secured, Rated, Listed, Redeemable, Non-convertible Debentures of face value of ₹ 10 Lakhs each, aggregating up to ₹ 17,500 Lakhs on September 30, 2020 at a coupon rate of 10.40% per annum.	1,750

- The Chief Operating Decision Maker reviews the operations at the Group level. The operations of the Holding Company and its subsidiaries fall under "financing activities" only, which is considered to be the only reportable segment in accordance with the provisions of Ind AS 108 - Operating Segments. The Group operates in a single geographical segment, i.e. domestic.
- Previous year/periods figures have been regrouped/rearranged to make them comparable to current year/period figures.



For and on behalf of the Board of Directors of Satin Creditcare Network Limited

(H P Singh)
Chairman cum Managing Director
DIN 00333754

Place: Gurugram
Date: November 13, 2020

Corporate Office :
1st, 3rd Floor, Plot No 97,
Sector-44, Gurugram - 122903
Haryana, India

Registered Office :
5th Floor, Kundan Bhawan,
Azadpur Commercial Complex,
Azadpur, New Delhi-110033, India

CIN : L65991DL1990PLC041796
Landline No : 124 4715400
E-Mail ID : info@satincreditcare.com
Website : www.satincreditcare.com



November 13, 2020

To,
The General Manager
BSE Limited,
Phiroze Jeejeebhoy Towers,
Dalal Street,
Mumbai- 400001

Dear Sir,

Sub: Compliance under Regulation 52 (4) of SEBI (Listing Obligation and Disclosure Requirements) Regulations 2015 for the half year ending on September 30, 2020

With reference to the above, we submit herewith the information and documents as per the provisions of SEBI (Issue & Listing of Debt Securities) Regulations, 2008 and SEBI (Issue & Listing of Debt Securities) (Amendment) Regulations, 2012 and SEBI (Listing Obligation and Disclosure Requirements) Regulations 2015 there under. The details are as on **September 30, 2020** mentioned below:

1. Following issues of Non-Convertible Debentures have been listed with BSE Limited:

S. No	ISIN	Name of Debenture Holder	Address of Debenture Holder	Issue Date	Face Value	No. of Debentures	Amount	BSE Listing Date
1	INE836B08038	IFMR FIMPACT INVESTMENT FUND	10 Floor Phase- I, IIT Research Park, Kanagam Village Taramani, Chennai- 600113	31- March- 2015	10,00,000	130	130000000	29-May- 2015

2. We confirm that the proceeds of the above said issues by the Company were utilized for the purpose as mentioned in the Information Memorandum of the respective issues.
3. Current Credit Rating is **CARE A- Stable** and there is no Change in Credit Rating for the above said Non-Convertible Debentures.
4. The Debt Equity Ratio is 3.64 based on SFS and 3.74 based on CFS.
5. Debenture Redemption Reserve and Debenture Redemption Fund. N.A
6. Net Worth of Rs. 1434.31 Crores based on SFS and Rs. 1428.02 Crores based on CFS.
7. Net Profit/Loss after Tax is Rs 25.65 crore (based on SFS) and Rs. 28.29 crores (based on CFS)
8. Earnings per Share is Rs. 4.64 based on SFS and Rs. 5.12 based on CFS
9. Earnings Diluted per Share is Rs. 4.47 based on SFS and Rs. 4.93 based on CFS
10. Outstanding redeemable Preference Shares are 2.50 Crores in numbers and Rs. 24.96 Crores in value.

Corporate Office:
1st and 3rd Floor, Plot No 97,
Sector-44, Gurugram - 122003
Haryana, India

Registered Office:
5th Floor, Kundan Bhawan
Azadpur Commercial Complex,
Azadpur, New Delhi - 110033, India

CIN : L65991DL1990PLC041796
Landline No : 0124-4715400
E-Mail ID : info@satincare.com
Website : www.satincare.com



11. The due date of payment of principal and interest and the actual date of payment for the half-year ending on **September 30, 2020** and due date of principal and interest of the above said NCDs during next half-year i.e. **October 01, 2020** to **March 31, 2021** are as under:

Series / Tranche	Due date of payment of principal and interest and the actual date of payment for the half-year ending on September 30, 2020			Details of redemption & interest due in the next half-year:	
	Due date of payment	Amount (Rs.)	Actual date of payment	Due date of payment	Amount (Rs.)
INE836B08038 (13 Crores)	Principal	Nil	Nil	18/Dec/20	130,000,000
	<u>INTEREST</u>				
	29/Jun/20	5,822,030	29/Jun/20	18/Dec/20	4,978,000
	29/Sep/20	5,886,955	29/Sep/20		

We do not expect default in payment of principal / interest due in next half year.

12. The assets of the Company which are secured for the NCDs issued, are sufficient to discharge the claims of the debenture-holders as and when they become due.
13. The Cash-Flow of the Company is adequate for payment of interest and redemption of principal of the NCDs issued.
14. We confirm that we have complied with all the provisions of relevant Regulations in relation to the issue and listing of NCDs issued by us.
15. This company is 'Non-Banking Financial Company' and the NCDs mentioned above are privately placed and hence no 'Debenture Redemption Reserve' is required to be created.
16. The half-yearly results for the half-year ending on September **30, 2020** is attached as **Annexure-I**.
17. Certificate received from Trustee u/r 52(5) of SEBI (LODR) Regulations, 2015 as **Annexure-II**.
18. No event as detailed in Regulation 58 (2) and 58 (3) of the SEBI (Listing Obligations & Disclosure Requirements) Regulations, 2015 (read with sub regulation 4, 5 of regulation 52) has taken place during half year ending on **September 30, 2020**, requiring this company to notify to Stock Exchange or Debenture Trustees.
19. The name, designation and contact details of "Compliance Officer" of this company are as under:

(A) Name of Compliance Officer : Adhish Swaroop
(B) Designation : Company Secretary & Compliance Officer
(C) Correspondence Address : Floor 1st & 3rd, Plot No. 97, Sector-44, Gurugram-122003
(D) Phone : 124 -4715400
(E) Email ID : Adhish.Swaroop@satincare.com

Corporate Office:
1st and 3rd Floor, Plot No 97,
Sector-44, Gurugram - 122003
Haryana, India

Registered Office:
5th Floor, Kundan Bhawan
Azadpur Commercial Complex,
Azadpur, New Delhi - 110033, India

CIN : L65991DL1990PLC041796
Landline No : 0124-4715400
E-Mail ID : info@satincare.com
Website : www.satincare.com



20. We confirm that the information submitted as above is true and correct.

Thanking you,

Yours faithfully,
For **Satin Creditcare Network Limited**

Adhish Swaroop
(Company Secretary & Compliance Officer)



Corporate Office:
1st and 3rd Floor, Plot No 97,
Sector-44, Gurugram - 122003
Haryana, India

Registered Office:
5th Floor, Kundan Bhawan
Azadpur Commercial Complex,
Azadpur, New Delhi - 110033, India

CIN : L65991DL1990PLC041796
Landline No : 0124-4715400
E-Mail ID : info@satincreditcare.com
Website : www.satincreditcare.com



November 13, 2020

To,
The General Manager
BSE Limited,
 Phiroze Jeejeebhoy Towers,
 Dalal Street, Mumbai- 400001

Dear Sir,

Sub: Compliance under Regulation 52 (4) of SEBI (Listing Obligation and Disclosure Requirements) Regulations 2015 for the half year ending on September 30, 2020

With reference to the above, we submit herewith the information and documents as per the provisions of SEBI (Issue & Listing of Debt Securities) Regulations, 2008 and SEBI (Issue & Listing of Debt Securities) (Amendment) Regulations, 2012 and SEBI (Listing Obligation and Disclosure Requirements) Regulations 2015 there under. The details are as on **September 30, 2020** mentioned below:

1. Following issues of Non-Convertible Debentures have been listed with your Stock Exchange:

S. No.	ISIN	Name of Debenture Holders	Address of Debenture Holders	Issue Date	Face Value	No. of Debentures	Amount	BSE Listing Date
1	INE836B07451	UTI International Wealth Creator 4	Standard Chartered Bank, CRESCENZO Securities Services, 3rd Floor, C-38/39 G-Block, BKC Bandra (East) Mumbai -400051	15-Jul-14	2500000	200	500000000	30-Jul-14
2	INE836B08046	Capital First Limited	Capital First Limited 15th Floor Tower-2 Indiabulls Finance Center Senapati Bapat Marg Elphinston Mumbai 400013	30-Jun-15	1000000	250	250000000	10-Jul-15
3	INE836B08194	Pettelaar Effectenbewaarbedrijf N. V.	Deutsche Bank AG, DB House, Hazarimal Somani Marg, P.O. Box No. 1142, Fort Mumbai -	05-Oct-15	100000	2628	262800000	13-Oct-15

Corporate Office:
 1st and 3rd Floor, Plot No 97,
 Sector-44, Gurugram - 122003
 Haryana, India

Registered Office:
 5th Floor, Kundan Bhawan
 Azadpur Commercial Complex,
 Azadpur, New Delhi - 110033, India

CIN : L65991DL1990PLC041796
 Landline No : 0124-4715400
 E-Mail ID : info@satincare.com
 Website : www.satincare.com



			400001					
4	INE836B 08061	IFMR Fimpart Investment Fund	10th Floor Phase- I, IITM Research Park Kanagam Village Taramani Chennai 600113	30- Dec- 15	1000000	250	250000000	14- Jan-16
5	INE836B 07428	UTI International Wealth Creator 4	Standard Chartered Bank, Crescenzo, 3 rd floor, C-38/39, G- Block, Bandra Kurla Complex, Bandra (East), Mumbai-400051	15- Jun- 16	1000000	680	680000000	22- Jun-16
6	INE836B 08095	Caspian Impact Investments Private Limited	3 rd Floor, 8-2- 596/5/B/1, Road, No.-10, Banjara Hills, Hyderabad- 500034	28- Jun- 16	1000000	100	100000000	11-Jul- 16
7	INE836B 07279*	DWM Securitizatio ns S.A	12 th Floor, State Bank Bhavan, Madame Cama Road, Mumbai – 400 021)	3- Nov- 16	1000000	250	250000000	10- Nov- 16
8	INE836B 08145*	DWM Securitizatio ns S.A	12 th Floor, State Bank Bhavan, Madame Cama Road, Mumbai – 400 021)	4- Nov- 16	1000000	250	250000000	15- Nov- 16
9	INE836B 07311	BlueOrchard Microfinanc e Fund	Standard Chartered Bank, CRESCENZO, 3rd Floor, C- 38/39, G- Block, Bandra Kurla Complex, Bandra (East) , Mumbai- 400051	03- Oct- 17	1000000	650	650000000	17- Sep-17
10	INE836B 07360*	IFMAR CAPITAL FINANCE LIMITED	10th Floor, Phase- 1, IIT-Madras Research Park, Kangam Viiiage, Taramani- 600113	08- Feb- 18	1000000	600	600000000	22- Feb-18
11	INE836B 07378	BlueOrchard Microfinanc e Fund	Standard Chartered Bank, CRESCENZO, 3 rd	31- Jul-18	1000000	970	970000000	16- Aug- 18

Corporate Office:
1st and 3rd Floor, Plot No 97,
Sector-44, Gurugram - 122003
Haryana, India

Registered Office:
5th Floor, Kundan Bhawan
Azadpur Commercial Complex,
Azadpur, New Delhi - 110033, India

CIN : L65991DL1990PLC041796
Landline No : 0124-4715400
E-Mail ID : info@satincare.com
Website : www.satincare.com



			Floor, C-38/39, G- Block, Bandra Kurla Complex, Bandra (East) , Mumbai-400051					
12	INE836B 07394	Water Credit Investment Fund 3 LLC	Edelweiss House, Off CST Road, Kolivery Village, Vidya Nagari, Kalina, Santacruz East, Mumbai, Maharashtra 400098	26- Oct- 18	1000000	387	387000000	Nov- 06-18
13	INE836B 07402	Nederlandse Financiering s- Maatschappi j voor Ontwikkelin gslanden N.V	Anna Van, Saksenlaan 71, 2593 HW, The Hague, The, Netherlands	14- Dec- 18	1000000	2130	2130000000	21- Dec-18
14	INE836B 07436	BlueOrchard Microfinanc e Fund, Japan Asean Women Empowerme nt Fund & Microfinanc e Initiative For Asia Debt Fund SA	2 rue d'Alsace , 1122, LUXEMBOURG, 28 32 PLACE DE LA GARE, GRAND DUCHY OF LUXEMBURG, LUXEMBURG and 31 ZA, BOURMICH L- 8070 BERTRANGE, GRAND DUCHY OF LUXEMBOURG	27- Sep- 2019	1000000	1200	1200000000	03- Oct-19
15	INE836B 08202	The Investment Fund for Developing Countries	Fredericiagade 27, 1310 Copenhagen K, Denmark	17- Dec- 19	1000000	300	300000000	27- Dec-19
16	INE836B 07444	Union Bank of India Limited	Treasury Branch, 3 rd Floor,239,Vidhan Bhawan Marg, Nariman Point Mumbai, 400021	30- June- 2020	1000000	250	250,000,000 .00	8-July- 2020

Corporate Office:
1st and 3rd Floor, Plot No 97,
Sector-44, Gurugram - 122003
Haryana, India

Registered Office:
5th Floor, Kundan Bhawan
Azadpur Commercial Complex,
Azadpur, New Delhi - 110033, India

CIN : L65991DL1990PLC041796
Landline No : 0124-4715400
E-Mail ID : info@satincreditcare.com
Website : www.satincreditcare.com



17	INE836B 07469	Indian Bank	Indian Bank, Treasury Branch, Fort, Mumbai	28- July- 2020	1000000	250	250,000,000 .00	10- Aug- 2020
18	INE836B 07477	Bank of Baroda	SITB, C-34 G Block, Baroda Sun Tower, BKC, Bandra East, Mumbai-400051	31- July 2020	1000000	250	250,000,000 .00	14- Aug- 2020
19	INE836B 07485	Union Bank of India Ltd	Treasury Branch, 3 rd Floor, 239, Vidhan Bhawan Marg, Nariman Point Mumbai, 400021	18- Aug- 2020	1000000	500	500,000,000 .00	02- Sep- 2020
20	INE836B 07501	State Bank of India	State Bank of India, Securities Services Branch, 2 nd floor SBI Main Branch Building, Samachar Marg, Fort, Mumbai- 400001	31- Aug- 2020	1000000	500	500,000,000 .00	17- Sep- 2020
21	INE836B 07519	Punjab National Bank	Plot No. C-9, G- Block, Bandra Kurla Complex Mumbai -400051	15- Sep- 2020	1000000	500	500,000,000 .00	29- Sep- 2020
22	NE836B 07527	Indian Bank	Indian Bank, Treasury Branch, Fort, Mumbai	30- Sep- 2020	1000000	1750	1,750,000,0 00.00	19- Oct- 2020

* Due for redemption on October 01, 2020 to March 31, 2021

2. We confirm that the proceeds of the above said issues by the Company were utilized for the purpose as mentioned in the Information Memorandum of the respective issues.
3. Current Credit Rating is **CARE A- Stable** and there is no Change in Credit Rating for the above said Non-Convertible Debentures.
4. The Debt Equity Ratio is 3.64 based on SFS and 3.74 based on CFS.
5. Debenture Redemption Reserve and Debenture Redemption Fund. N.A
6. Net Worth of Rs. 1434.31 Crores based on SFS and Rs. 1428.02 Crores based on CFS.
7. Net Profit/Loss after Tax is Rs 25.65 crore (based on SFS) and Rs. 28.29 crores (based on CFS)
8. Earnings per Share is Rs. 4.64 based on SFS and Rs. 5.12 based on CFS
9. Earnings Diluted per Share is Rs. 4.47 based on SFS and Rs. 4.93 based on CFS
10. Outstanding redeemable Preference Shares are 2.50 Crores in numbers and Rs. 24.96 Crores in value.

Corporate Office:
1st and 3rd Floor, Plot No 97,
Sector-44, Gurugram - 122003
Haryana, India

Registered Office:
5th Floor, Kundan Bhawan
Azadpur Commercial Complex,
Azadpur, New Delhi - 110033, India

CIN : L65991DL1990PLC041796
Landline No : 0124-4715400
E-Mail ID : info@satincreditcare.com
Website : www.satincreditcare.com



11. The due date of payment of principal and interest and the actual date of payment for the half-year ending on **September 30, 2020** and due date of principal and interest of the above said NCDs during next half-year i.e. **October 01, 2020 to March 31, 2021** are as under:

Series / Tranche	Due date of payment of principal and interest and the actual date of payment for the half-year ending on September 30, 2020			Details of redemption & interest due in the next half Year ending:	
	Due Date of Payment	Amount (Rs.)	Actual Date of Payment	Due Date of Payment	Amount (Rs.)
INE836B07097	Principal				
	15/Jul/20	500,000,000	Rollover		
	Interest				
	15/Jul/20	31,700,820	15/Jul/20		
INE836B07279	Principal				
	NIL	NIL	NIL	30/Nov/20	250,000,000
	Interest				
	29/May/20	16,604,556	29/May/20	30/Nov/20	16,869,877
INE836B07311	Interest				
	3/Apr/20	41,514,503	3/Apr/20	3/Oct/20	41,911,742
INE836B07360	Principal				
	NIL	NIL	NIL	8/Feb/21	200,000,000
	Interest				
	8/Apr/20	1,959,016	8/Apr/20	8/Oct/20	1,959,016
	8/May/20	1,959,016	8/May/20	9/Nov/20	2,089,617
	8/Jun/20	2,024,317	8/Jun/20	8/Dec/20	1,893,716
	8/Jul/20	1,959,016	8/Jul/20	8/Jan/21	2,029,863
	10/Aug/20	2,154,918	10/Aug/20	8/Feb/21	2,029,863
	8/Sep/20	1,893,716	8/Sep/20		
INE836B07378	Interest				
	31/Jul/20	59,570,242	31/Jul/20	31/Jan/21	60,251,762
INE836B07394	Interest				
	27/Apr/20	22,623,970	27/Apr/20	26/Oct/20	22,601,300

Corporate Office:
1st and 3rd Floor, Plot No 97,
Sector-44, Gurugram - 122003
Haryana, India

Registered Office:
5th Floor, Kundan Bhawan
Azadpur Commercial Complex,
Azadpur, New Delhi - 110033, India

CIN : L65991DL1990PLC041796
Landline No : 0124-4715400
E-Mail ID : info@satincreditcare.com
Website : www.satincreditcare.com



INE836B07402	Principal				
	NIL	NIL	NIL	14/Dec/20	304,285,714
	Interest				
	14/Jun/20	118,193,592	14/Jun/20	14/Dec/20	118,161,750
INE836B07428	Interest				
	15/Jun/20	39,790,124	15/Jun/20	15/Dec/20	39,780,000
INE836B07436	Interest				
	28/Sep/20	73,064,745	28/Sep/20	30/Mar/21	71,965,945
INE836B08020	Principal				
	20/Sep/20	150,000,000	18/Sep/20	NIL	NIL
	Interest				
	20/Sep/20	12,744,262	18/Sep/20	NIL	NIL
INE836B08046	Interest				
	30/Jun/20	9,572,404	30/Jun/20	30/Dec/20	9,489,071
	30/Sep/20	9,489,071	30/Sep/20	30/Mar/21	9,308,219
INE836B08061	Interest				
	29/Jun/20	9,758,844	29/Jun/20	30/Dec/20	9,867,471
	29/Sep/20	9,867,471	29/Sep/20	30/Mar/21	9,676,900
INE836B08095	Interest				
	30/Jun/20	3,853,825	30/Jun/20	31/Dec/20	3,896,175
	30/Sep/20	3,896,175	30/Sep/20	31/Mar/21	3,821,918
INE836B08145	Principal				
	NIL	NIL	NIL	30/Nov/20	250,000,000
	Interest				
	29/May/20	16,604,556	29/May/20	30/Nov/20	16,869,877
INE836B08194	Interest				
	15/Sep/20	16,651,179	15/Sep/20	15/Mar/21	16,487,396
INE836B08202	Interest				
	30/Jun/20	23,122,951	30/Jun/20	31/Dec/20	23,377,049
INE836B07469	Interest				

Corporate Office:
1st and 3rd Floor, Plot No 97,
Sector-44, Gurugram - 122003
Haryana, India

Registered Office:
5th Floor, Kundan Bhawan
Azadpur Commercial Complex,
Azadpur, New Delhi - 110033, India

CIN : L65991DL1990PLC041796
Landline No : 0124-4715400
E-Mail ID : info@satincreditcare.com
Website : www.satincreditcare.com



	NIL	NIL	NIL	28/Oct/20	6,931,507
	NIL	NIL	NIL	28/Jan/21	6,918,126
INE836B07477	Interest				
	NIL	NIL	NIL	1/Feb/21	13,800,000
INE836B07501	Interest				
	NIL	NIL	NIL	28/Feb/21	25,290,411
INE836B07519	Interest				
	NIL	NIL	NIL	15/Mar/21	25,414,384

We do not expect default in payment of principal / interest due in next half year.

12. The assets of the Company which are secured for the NCDs issued, are sufficient to discharge the claims of the debenture-holders as and when they become due.
13. The Cash-Flow of the Company is adequate for payment of interest and redemption of principal of the NCDs issued.
14. We confirm that we have complied with all the provisions of relevant Regulations in relation to the issue and listing of NCDs issued by us.
15. This company is 'Non-Banking Financial Company' and the NCDs mentioned above are privately placed and hence no 'Debenture Redemption Reserve' is required to be created.
16. The half-yearly results for the half-year ending on **September 30, 2020** are attached as **Annexure-I**.
17. Certificate received from Trustee u/r 52(5) of SEBI (LODR) Regulations, 2015 as **Annexure-II**.
18. No event as detailed in Regulation 58(2) and 58(3) of the SEBI (Listing Obligations & Disclosure Requirements) Regulations, 2015 (read with sub regulation 4, 5 of regulation 52) has taken place during half year ending on **September 30, 2020**, requiring this company to notify to Stock Exchange or Debenture Trustees.
19. The name, designation and contact details of "Compliance Officer" of this company are as under:
 - (A) Name of Compliance Officer : Adhish Swaroop
 - (B) Designation : Company Secretary & Compliance Officer
 - (C) Correspondence Address : Floor 1st & 3rd, Plot No. 97, Sector-44, Gurugram-122003
 - (D) Phone : 124 -4715400
 - (E) Email ID : Adhish.Swaroop@satincare.com

Corporate Office:
1st and 3rd Floor, Plot No 97,
Sector-44, Gurugram - 122003
Haryana, India

Registered Office:
5th Floor, Kundan Bhawan
Azadpur Commercial Complex,
Azadpur, New Delhi - 110033, India

CIN : L65991DL1990PLC041796
Landline No : 0124-4715400
E-Mail ID : info@satincare.com
Website : www.satincare.com



20. We confirm that the information submitted as above is true and correct.

Thanking you,

Yours faithfully,
For **Satin Creditcare Network Limited**

Adhish Swaroop
(Company Secretary & Compliance Officer)



Corporate Office:
1st and 3rd Floor, Plot No 97,
Sector-44, Gurugram - 122003
Haryana, India

Registered Office:
5th Floor, Kundan Bhawan
Azadpur Commercial Complex,
Azadpur, New Delhi - 110033, India

CIN : L65991DL1990PLC041796
Landline No : 0124-4715400
E-Mail ID : info@satincreditcare.com
Website : www.satincreditcare.com



November 13, 2020

To,
The General Manager
BSE Limited,
Phiroze Jeejeebhoy Towers,
Dalal Street, Mumbai- 400001

Dear Sir,

Sub: Compliance under Regulation 52 (4) of SEBI (Listing Obligation and Disclosure Requirements) Regulations 2015 for the half year ending on September 30, 2020

With reference to the above, we submit herewith the information and documents as per the provisions of SEBI (Issue & Listing of Debt Securities) Regulations, 2008 and SEBI (Issue & Listing of Debt Securities) (Amendment) Regulations, 2012 and SEBI (Listing Obligation and Disclosure Requirements) Regulations 2015 there under. The details are as on **September 30, 2020** as under.

1. Following issues of Non-Convertible Debentures have been listed with BSE Limited:

S. No	ISIN	Name of Debenture Holder	Address of Debenture Holder	Issue Date	Face Value	No. of Debentures	Amount	BSE Listing Date
1	INE836B08228	Northern Arc Money Market Alpha Fund	10 th Floor-Phase 1, IIT-Madras Research Park, Kangam Village, Taramani, Chennai 600113, India	7/Aug/20	10,00,000	150	150,000,000.00	21-Aug-2020
	INE836B07493	Bank of India	Star House, 7 th Floor, C-5, G-Block, Bandra Kurla Complex, Bandra (East), Mumbai 400051	24/Aug/20		1000	1,000,000,000.00	30-Sep-2020

2. We confirm that the proceeds of the above said issues by the Company were utilized for the purpose as mentioned in the Information Memorandum of the respective issues.
3. Current Credit Rating is **CARE A- Stable** and there is no Change in Credit Rating for the above said Non-Convertible Debentures.
4. The Debt Equity Ratio is 3.64 based on SFS and 3.74 based on CFS.

Corporate Office:
1st and 3rd Floor, Plot No 97,
Sector-44, Gurugram - 122003
Haryana, India

Registered Office:
5th Floor, Kundan Bhawan
Azadpur Commercial Complex,
Azadpur, New Delhi - 110033, India

CIN : L65991DL1990PLC041796
Landline No : 0124-4715400
E-Mail ID : info@satincare.com
Website : www.satincare.com



5. Debenture Redemption Reserve and Debenture Redemption Fund. N.A
6. Net Worth of Rs. 1434.31 Crores based on SFS and Rs. 1428.02 Crores based on CFS.
7. Net Profit/Loss after Tax is Rs 25.65 crore (based on SFS) and Rs. 28.29 crores (based on CFS)
8. Earnings per Share is Rs. 4.64 based on SFS and Rs. 5.12 based on CFS
9. Earnings Diluted per Share is Rs. 4.47 based on SFS and Rs. 4.93 based on CFS
10. Outstanding redeemable Preference Shares are 2.50 Crores in numbers and Rs. 24.96 Crores in value.
11. The due date of payment of principal and interest and the actual date of payment for the half-year ending on **September 30, 2020** and due date of principal and interest of the above said NCDs during next half-year i.e. **October 01, 2020 to March 31, 2021** are as under:

Series / Tranche	Due date of payment of principal and interest and the actual date of payment for the half-year ending on September 30, 2020			Details of redemption & interest due in the next half-year:	
	Due date of payment	Amount (Rs.)	Actual date of payment	Due date of payment	Amount (Rs.)
INE836B08228	<u>INTEREST</u>				
	31/Aug/20	1,149,836	31/Aug/20	31/Oct/20	1,485,205
	30/Sep/20	1,437,295	30/Sep/20	30/Nov/20	1,437,295
	NIL	NIL	NIL	31/Dec/20	1,485,205
	NIL	NIL	NIL	31/Jan/21	1,489,143
	NIL	NIL	NIL	28/Feb/21	1,345,151
	NIL	NIL	NIL	31/Mar/21	1,489,274
INE836B07493	<u>INTEREST</u>				
	NIL	NIL	NIL	24/Feb/21	51,671,233

We do not expect default in payment of principal / interest due in next half year.

12. The assets of the Company which are secured for the NCDs issued, are sufficient to discharge the claims of the debenture-holders as and when they become due.
13. The Cash-Flow of the Company is adequate for payment of interest and redemption of principal of the NCDs issued.
14. We confirm that we have complied with all the provisions of relevant Regulations in relation to the issue and listing of NCDs issued by us.
15. This company is 'Non-Banking Financial Company' and the NCDs mentioned above are privately placed and hence no 'Debenture Redemption Reserve' is required to be created.

Corporate Office:
1st and 3rd Floor, Plot No 97,
Sector-44, Gurugram - 122003
Haryana, India

Registered Office:
5th Floor, Kundan Bhawan
Azadpur Commercial Complex,
Azadpur, New Delhi - 110033, India

CIN : L65991DL1990PLC041796
Landline No : 0124-4715400
E-Mail ID : info@satincare.com
Website : www.satincare.com



16. The half-yearly results for the half-year ending on September **30, 2020** is attached as **Annexure-I**.
17. Certificate received from Trustee u/r 52(5) of SEBI (LODR) Regulations, 2015 as **Annexure-II**.
18. No event as detailed in Regulation 58 (2) and 58 (3) of the SEBI (Listing Obligations & Disclosure Requirements) Regulations, 2015 (read with sub regulation 4, 5 of regulation 52) has taken place during half year ending on **September 30, 2020**, requiring this company to notify to Stock Exchange or Debenture Trustees.
19. The name, designation and contact details of "Compliance Officer" of this company are as under:
- (A) Name of Compliance Officer : Adhish Swaroop
(B) Designation : Company Secretary & Compliance Officer
(C) Correspondence Address : Floor 1st & 3rd, Plot No. 97, Sector-44, Gurugram-122003
(D) Phone : 124 -4715400
(E) Email ID : Adhish.Swaroop@satincare.com
20. We confirm that the information submitted as above is true and correct.

Thanking you,

Yours faithfully,
For **Satin Creditcare Network Limited**

Adhish Swaroop
(Company Secretary & Compliance Officer)



Corporate Office:
1st and 3rd Floor, Plot No 97,
Sector-44, Gurugram - 122003
Haryana, India

Registered Office:
5th Floor, Kundan Bhawan
Azadpur Commercial Complex,
Azadpur, New Delhi - 110033, India

CIN : L65991DL1990PLC041796
Landline No : 0124-4715400
E-Mail ID : info@satincare.com
Website : www.satincare.com



SATIN CREDITCARE NETWORK LTD.

Reaching out!

13th November 2020, New Delhi

Satin Creditcare Network Limited (SCNL) (NSE: SATIN, BSE: 539404) has announced its unaudited financial results for the second quarter ended 30th September 2020. The financial numbers are based on IndAS.

Financial Performance (On a Consolidated Basis)

Particulars (Rs. Crs.)	Q2 FY21	Q2 FY20	Remarks
Assets under Management (AUM)	7,667	7,182	For the quarter, Profits & return ratios impacted due to higher provisions made on account of COVID-19 Pandemic and other external factors
Net Interest Income	185	218	
Pre-Provisioning Operating Profit (PPOP)	80	91	
Profit After Tax (PAT)	16	54	
ROA (%)	0.8%	3.2%	

- During Q2FY21, Micro Finance Disbursements stood at Rs. 632 crores as compared to Rs.1,819 crores in Q2FY20, disbursement growth got impacted on account on nationwide lockdown.
 - Saw gradual improvement in the disbursement activities and expect coming quarters to be much better.
- As on 30th September 2020, the Assigned Portfolio stood at Rs. 1,699 crores
- As on 30th September 2020, Business Correspondence through IndusInd Bank (in the SCNL Book) stood at Rs. 473 crores

Increasing Footprints with Improved Outreach

Particulars	Sep – 20	Sep – 19
States & UTs	23	22
Branches	1,255	1,299
No. of Loan Officers	7,377	7,823
No. of Clients	31 Lacs +	36 Lacs +

Capital Adequacy and Liquidity

- Our capital base has been strong with CRAR of 32.33% and well above the regulatory requirements.
- We have a healthy Tier-I capital comprising of 24.92% of the total capital base
- We continue to maintain a healthy balance sheet liquidity with Rs. 1,962 crores of surplus funds as on 30th September 2020
- We have undrawn sanctions worth Rs. 1,063 crores as on 30th September 2020.

WE ARE
GREAT PLACE TO WORK - CERTIFIED™
 Building and Sustaining High-Performance™ Culture





SATIN CREDITCARE NETWORK LTD.

Reaching out!

- Successful completion of rights issue will further help in augmenting the capital base to meet future capital requirements and funding requirements for growth of the business and operations, and general corporate purposes.

Borrowing Profile

- Total Borrowings stood at Rs. 5,461 as on 30th September 2020.
- Debt-to-equity ratio as of 30th September 2020 stood at 3.6x
- The company's reliance on NBFC funding has also further reduced to 5% from 8% last year which has significantly reduced its reliance on higher cost of funding
 - 62% of our borrowings are through Banks

Collection Efficiency

- Saw improvement in repayments and collections Month on Month
- The collection efficiency trends are as follows:
 - April – 3%; May – 17%; June – 62%; July – 85%; August – 86%, September - 94%
- Most of the customers have started paying instalments

Asset Quality

- On-book Gross Non-Performing Assets (GNPA) stood at 2.9% as on 30th September 2020
- On account of COVID-19 outbreak we have made adequate provisioning of 3.9% bringing our NNPA to -1.0% in September 2020. This is substantially better than NNPA of September 2019 of 1.8%

Subsidiaries

- Business Correspondent services under Taraashna Financial Services Limited has reached an AUM of Rs. 639 crores. As of 30th September 2020, the Company operates through 201 branches, has more than 3.5 lakh active loan clients
- Satin Housing Finance Ltd, has now reached an AUM of Rs. 164 cr, with nil delinquencies and having presence across 4 states. SHFL has 100% retail book comprising of: 85% affordable housing loans and 15% of LAP. The Company has 9 active lenders including NHB refinance. Collection efficiency for the month of September was more than 99%
- Satin Finserv Ltd, our MSME arm reached AUM of Rs.120 crores.

WE ARE
GREAT PLACE TO WORK - CERTIFIED™
Building and Sustaining High-Performance™ Culture





SATIN CREDITCARE NETWORK LTD.

Reaching out!

Commenting on the performance, Mr. HP Singh, Chairman & Managing Director of Satin Creditcare Network Limited, said

“During Q2FY21 we witnessed progressive recovery playing out across sectors due to CoVID-19 related concerns moderating with each passing day. Also, lifting up of lockdown restrictions in major parts of the country coupled with festivals round the corner makes demand scenario look promising across sectors. Micro-Finance being a part of this ecosystem is also expected to benefit from this positive momentum.

As major impact of pandemic and lockdowns was felt in quarter one of FY21, we believe that quarter two looked quite positive on various KPIs. We saw significant improvement both in terms of our disbursements as well as our collection activities. Our disbursements for the quarter stood at Rs. 632 crores as against Rs. 54 crores in Q1FY21 which is a big positive. Also, our collection efficiency improved from 62% in June to 94% at the end of September 2020. We expect this momentum to continue in the coming quarters.

We have also showcased some improving trajectory in our portfolio quality and have managed to keep our GNPA in check despite challenging economic scenario. We endeavour on achieving steady growth without dampening our portfolio quality.

Going forward we expect to regain our growth trajectory and believe coming quarters to be much better and robust both on financial and operational aspect.”

About Satin Creditcare Network Limited

Satin Creditcare Network Limited (SCNL or Satin) is a leading microfinance institution (MFI) in the country with presence in 23 states & union territory and around 84,000 villages. The company mission is to be one stop solution for excluded households at the bottom of the pyramid for all their financial requirements. The company also offers a bouquet of financial products in the Non-MFI segment (comprising of loans to MSMEs), a housing finance subsidiary, and business correspondent services and similar services to other financial Institutions through Taraashna Financial Services Limited, a business correspondent company and a 100% subsidiary of SCNL.

In April 2017, SCNL incorporated a wholly owned housing finance subsidiary (Satin Housing Finance Limited or “SHFL”) for providing loans to the affordable housing segment.

In January 2019, received separate NBFC license to commence financing to MSME business, Satin Finserv Limited.

As of Sep,'20, SCNL had 1,255 branches and a headcount of 10,497 across 23 states and union territories serving more than 31 lakh clients. A pan-India player with a strong presence throughout Uttar Pradesh, Bihar, Punjab, North East, Madhya Pradesh and is a dominant player in its other states of operations.

Disclaimer

WE ARE
GREAT PLACE TO WORK - CERTIFIED™
Building and Sustaining High-Performance™ Culture





SATIN CREDITCARE NETWORK LTD.

Reaching out!

This document may contain certain forward-looking statements within the meaning of applicable securities law and regulations. These statements include descriptions regarding the intent, belief or current expectations of the Company or its directors and officers with respect to the results of operations and financial condition of the Company. Such forward-looking statements are not guarantees of future performance and involve risks and uncertainties, and actual results may differ from those in such forward-looking statements as a result of various factors and assumptions which the Company believes to be reasonable in light of its operating experience in recent years. Many factors could cause the actual results, performances, or achievements of the Company to be materially different from any future results, performances, or achievements. Significant factors that could make a difference to the Company's operations include domestic and international economic conditions, changes in government regulations, tax regime and other statutes. The Company does not undertake to revise any forward-looking statement that may be made from time to time by or on behalf of the Company

Satin Creditcare Network Ltd.

CIN: L65991DL1990PLC041796

Corporate Office: 1st & 3rd Floor, Plot No. 97, Sector 44, Gurugram – 122 003

Landline No: +91 124 471 5400

Registered Office: 5th Floor, Kundan Bhawan, Azadpur Commercial Complex, Azadpur, Delhi-110 033

E-mail ID: communications@satincreditcare.com

Website: www.satincreditcare.com

For further information, please contact

Ms. Aditi Singh

Head – Capital Markets & Investor Relations

E: aditi.singh@satincreditcare.com

T: +91 124 4715 400 (Ext – 222)

www.satincreditcare.com

WE ARE
GREAT PLACE TO WORK - CERTIFIED™

Building and Sustaining High-Performance™ Culture





Great
Place
To
Work.
Certified
JAN 2020-DEC 2020
INDIA

Investor Presentation
November 2020

03 - 05

COVID – 19 Business Update & New Initiatives

06 -09

Overview and Key Performance Highlights

10 - 25

What makes Satin a Compelling Investment Story

26 - 39

Key Financial & Operational Metrics

40 - 46

Company Background

Cautionary Statement

Any forward-looking statements about expected future events, financial and operating results of the Company are based on certain assumptions which the Company does not guarantee the fulfilment of. These statements are subject to risks and uncertainties. Actual results might differ substantially or materially from those expressed or implied. Important developments that could affect the Company's operations include a downtrend in the industry, global or domestic or both, significant changes in political and economic environment in India or key markets abroad, tax laws, litigation, labour relations, exchange rate fluctuations, technological changes, investment and business income, cash flow projections, interest and other costs. The Company does not undertake any obligation to update forward-looking statements to reflect events or circumstances after the date thereof. Based on revised returns filed by the company, some items for the year ended Mar31, 2020 have been regrouped.

Great
Place
To
Work®

Certified
JAN 2020–DEC 2020
INDIA

CoVID-19 Business Update

New Initiatives

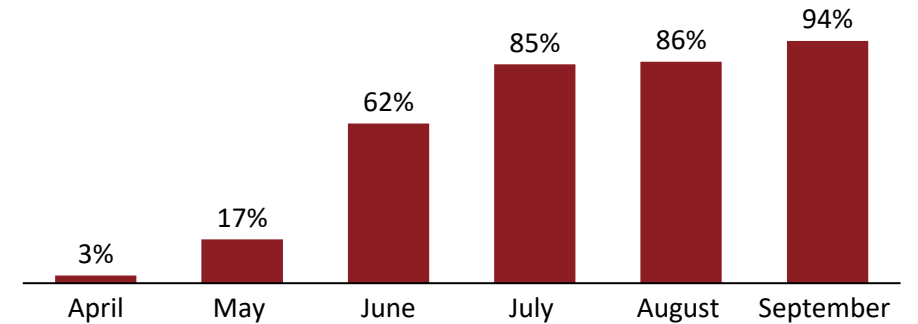


Branch Operations & Centre Meetings

- All branches were operational, and all staff has resumed work
- Disbursed Rs. 632 crore in Q2FY21, majorly done to existing customers with strong repayment history
- We have activated most of the centres
 - Focused on cashless collection and quickly launched digital collections which have seen a good traction and scale

Collection Efficiency

- Saw improvement in repayments and collections Month on Month
- The collection efficiency trends are as follows:
 - April – 3%; May – 17%; June – 62%; July – 85%; August – 86%, September - 94%
- Majority of the customers have started paying instalments



Customers connect during COVID-19

- New “Customer Service App” launched to increase digital and financial awareness among customers and to connect with brand “SATIN”
- Tele-collection activity by CSS

Credit Cost and Provisioning

- As of 30th Sep'20, on-book GNPA stood at 2.9%
- We have made adequate provisions against default risk of our book under moratorium and other exigencies; As on 30th Sep'20, on-book NNPA stood at -1.0%
 - Have made total Expected Credit Loss (ECL) of 3.9% as against our GNPA of 2.9% for on-book portfolio

Capital and Liquidity

- As of 30th Sep'20, CRAR stood at 32.33% which is well above regulatory requirements, having a robust ALM position
- Continue to maintain a healthy balance sheet liquidity with Rs. 1,962 crore of surplus funds as on 30th Sep'20, leverage of 3.6x
- Have undrawn sanctions worth Rs. 1,063 crore as on 30th Sep'20. More loan applications in advanced stage of processing
- During 1HFY21, the Board of Directors of the Company, considered and approved the fund raising by way of the Rights Issue of Rs. 120 crore. The Company has successfully raised Rs. 120 crore via Rights Issue of partly paid equity shares in the ratio of 48:125. The issue was oversubscribed at 123%
 - The Company has made first call of Rs.15 per share on application and balance amount would be called via one or more subsequent calls as may be determined by the Board/Committee of the Board, from time to time

Socially Responsible At The Time of COVID - 19

- Contribution to PM Cares Fund and CM Relief Fund in Assam
- Distribution of Ration Kits and other essential items for CoVID and Flood affected districts in Bihar and West Bengal
- Distribution of Masks and other safety items

Great
Place
To
Work®

Certified
JAN 2020–DEC 2020
INDIA

Overview and Key Performance Highlights



Key Business Performance Highlights



India's leading NBFC-MFI with 31.1 lacs customers, 1,255 branches, 377 districts and 23 states, with Assets Under Management (AUM) of Rs. 7,667 crore for Q2FY21

Successfully closed Rights Issue of Rs. 120 crore in Aug'20, great response with oversubscription of 123%

Percentage of Promoter pledge has gone down from 52.88% in Dec'18 to 8.9% as on date

Undergoing various measures for cost optimization, viz. branch and RO merger, staff optimization, operating leverage and cost reduction

Awarded Certificate of Excellence in Clean Energy Finance, in line with our commitment towards a better tomorrow

Implemented cashless disbursements across 100% branches
- 11% of collection via cashless mode in Sep'20, adopting entirely new and digital measures

Awarded Companies with Great Manager award and National Best Employer Brands in NBFC Sector; Awarded 8th Rank In "Dream Companies to Work For"

Satin Housing Finance Ltd (SHFL), AUM of Rs. 164 crore, Standalone credit rating of CARE BBB (Stable). 9 active lenders including refinance facility from NHB

Taraashna Financial Services Ltd (TFSL), AUM at Rs. 639 crores, added two new BC partners

Satin Finserv Ltd, Satin's MSME arm, AUM of Rs. 120 Crore, Standalone credit rating of CARE BBB- (Stable). SFL has been brought to own in-house software now

Corporate Overview Standalone – Q2FY21



Rs. **13** crore

PROFIT AFTER TAX

3.5%

RETURN ON EQUITY



32.3 Lakh

LOAN ACCOUNTS
OUTSTANDING

1,025

BRANCHES

0.7%

RETURN ON ASSETS



Rs. **6,744** crore

GROSS LOAN PORTFOLIO



Rs. **632** crore

DISBURSEMENT

32.33%

CAPITAL ADEQUACY

2.7 Lakh

NO. OF LOANS DISBURSED



Rs. **23,000**

AVERAGE TICKET SIZE

23

STATES & UT's

Corporate Overview Consolidated – Q2FY21



Rs. **16** crore

PROFIT AFTER TAX

4.2%

RETURN ON EQUITY



Rs. **341** crore

REVENUES



Rs. **185** crore

NET INTEREST INCOME



Rs. **7,667** crore

GROSS LOAN PORTFOLIO



31.1 Lakh

CLIENTS



0.8%

RETURN ON ASSETS



1,255

BRANCHEES

23

STATES & UT's

Great
Place
To
Work®

Certified
JAN 2020–DEC 2020
INDIA

What makes Satin a Compelling Investment Story



What makes Satin a Compelling Investment Story



1. Leading MFI player with differentiated Product Offerings



	SCNL	Business Correspondent Services	Housing Finance	SME
Product features as on Sep'20	MFI ⁽¹⁾	Taraashna Financial Services Limited ⁽²⁾	Satin Housing Finance Limited ⁽³⁾	Satin Finserv Limited (SFL) ⁽⁴⁾
Start Date	May'08 (JLG)	May'12	Feb'18	Mar'19
Ticket Size Range	Upto Rs. 50,000	Upto Rs. 50,000 (JLG - Microfinance)	Rs. 100,000 – 4,000,000	Rs. 100,000 – 100,000,000
Tenure	6 - 24 months	12 - 24 months	24 - 240 months	12 - 120 months
Frequency of Collection	Bi-Weekly	Bi-Weekly	Monthly	Monthly/Quarterly
No. of States/UTs	23	7	4	8
No. of Branches	1,022*	201	14	15
AUM (Rs. crore)	6,448 ⁽⁵⁾	639	164	120
No. of loan accounts	3,294,318	352,340	1,637	1,205
Avg. Ticket Size for Q2FY21	Rs. 23,000 (JLG)	Rs. 29,700	Rs. 1,213,000	Rs. 432,000 (Retail) ⁽⁶⁾

Notes

(1) As on Sep'20, included MFI Lending (loans under JLG model, IndusInd BC and water & sanitation) and Product Financing (Loans for solar lamps, cycles);

(2) TFSL acquisition is effective Sep 1, 2016;

(3) Satin Housing Finance Ltd was incorporated on April 17, 2017

(4) SFL was incorporated on August 10, 2018

(5) SCNL also has MSME portfolio of Rs. 297 crore other than MFI portfolio

(6) Average Ticket Size of Retail Financing is 4.32 lacs. Overall, the average ticket size of SFL is Rs. 9.8 lacs

*As of Q2FY21, there were 1,025 branches with Microfinance operations & 27 branches with MSME operations. Out of the 27 MSME branches, 24 of them also had microfinance operations & 3 were unique

Satin finances product purchase of solar lamps, bicycles etc. and grants loan for safe water and sanitation facilities

Financing ~Rs. 100 crore during FY20

Product Financing



Bicycle Loan

60,000+ loans disbursed



Home Appliances

7,500+ loans disbursed



Solar Products

55,000+ loans disbursed



Consumer Durables

20,000+ loans disbursed



Water & Sanitation

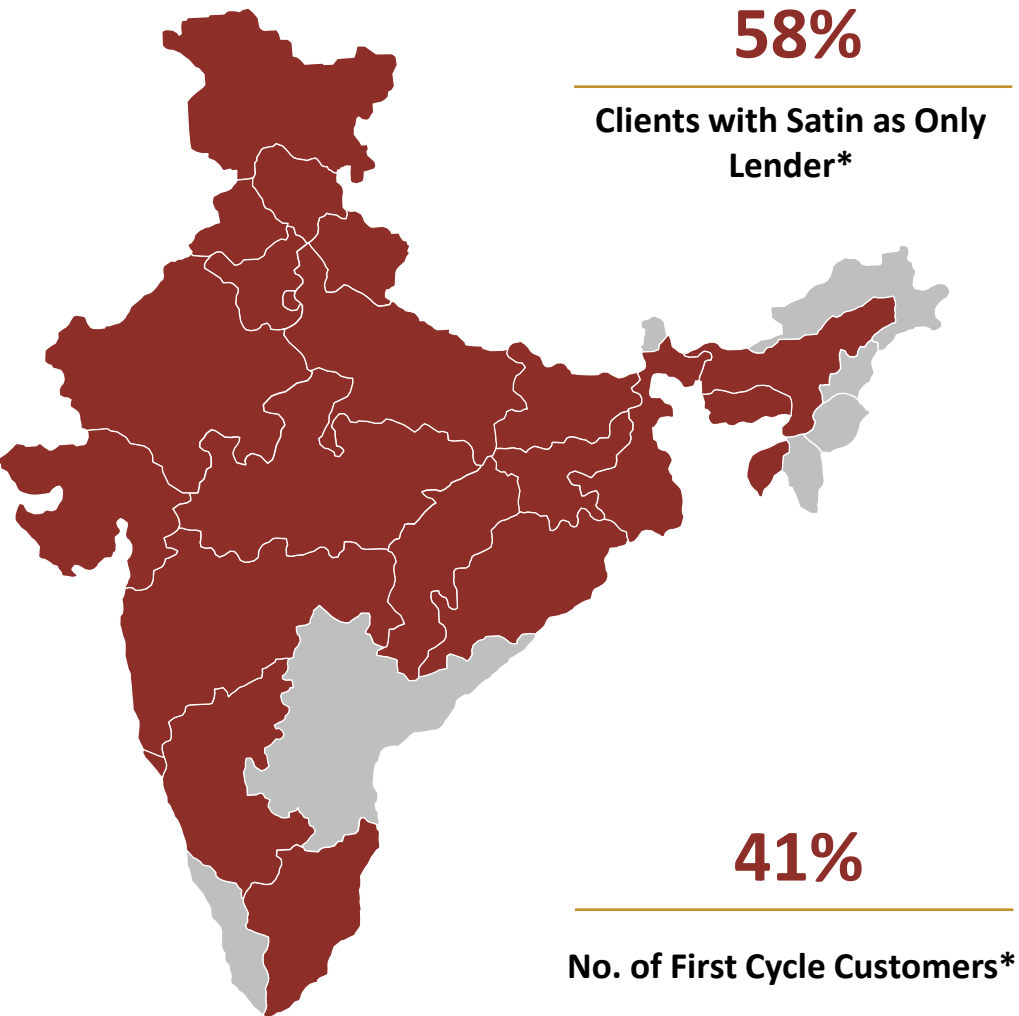
27,000+ loans disbursed

Benefits

- Enhances the productivity and income generating potential of its clients
- Enables company to leverage its rural outreach
- Capitalizes on company's existing network and client base
- No incremental cost, thus the income directly adds up to the bottom line

2. Diversified Geographical Presence

...serving ~32 lacs Customers across India



58%

Clients with Satin as Only Lender*

41%

No. of First Cycle Customers*

31 Lacs+

No. Of Active Clients

377

No. of Districts

68

No. of Regional Offices

7,377

No. of Loan Officers

~36 lacs

No. of Loan Accounts

~84,000

No. of Villages

2.5 lacs

No. of Centres

10,497

No. of Employees

On Consolidated basis

**at the time of disbursement, data is for JLG Standalone only*

... Leading to increasing footprints



1. Increasing exposure to Newer states

2. Reducing exposure to traditional regions


3. Foraying into New Geographies



States	% of total GLP		GLP (Rs. crore) Q2FY21
	FY16	Q2FY21	
UTTAR PRADESH	40.9%	22.3%	1,707
BIHAR	17.7%	16.0%	1,229
PUNJAB	12.7%	9.3%	716
MADHYA PRADESH	15.5%	8.7%	666
UTTARAKHAND	3.2%	1.5%	117
MAHARASHTRA	1.6%	1.0%	79
TOTAL	91.7%	58.9%	4,515



States	% of total GLP		GLP (Rs. crore) Q2FY21
	FY16	Q2FY21	
WEST BENGAL	0.1%	6.6%	503
RAJASTHAN	2.3%	5.3%	407
HARYANA	1.9%	3.7%	286
DELHI & NCR	2.0%	4.1%	314
GUJARAT	0.5%	3.5%	268
JHARKHAND	0.7%	2.2%	167
CHHATTISGARH	0.6%	1.1%	81
J&K	0.1%	0.1%	7
TOTAL	8.2%	26.5%	2,032



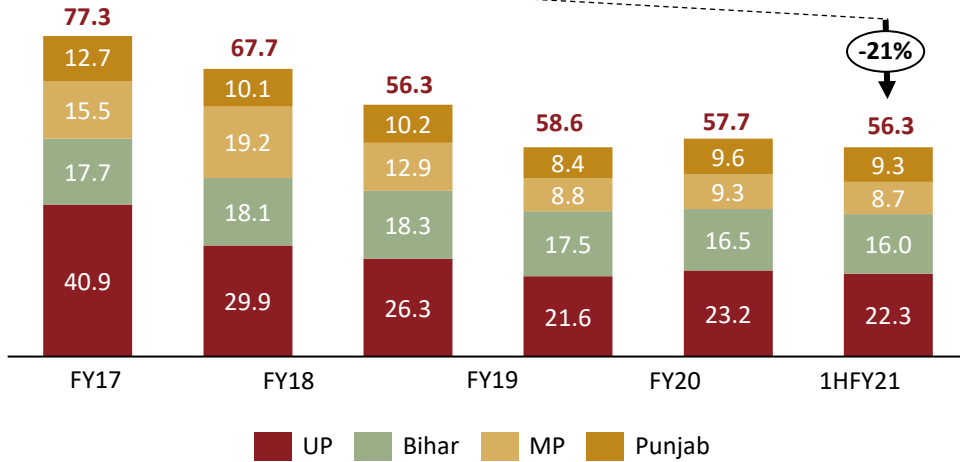
States	% of total GLP		GLP (Rs. crore) Q2FY21
	FY16	Q2FY21	
ASSAM	0.0%	4.9%	376
ORRISA	0.0%	3.6%	278
TAMIL NADU	0.0%	3.4%	264
KARNATAKA	0.0%	1.5%	112
TRIPURA	0.0%	0.9%	68
HIMACHAL PRADESH	0.0%	0.1%	7
PONDICHERRY	0.0%	0.1%	9
MEGHALAYA	0.0%	0.1%	5
SIKKIM	0.0%	0.0%	1
TOTAL	0.0%	14.6%	1,120

... And de-risking geographical concentration

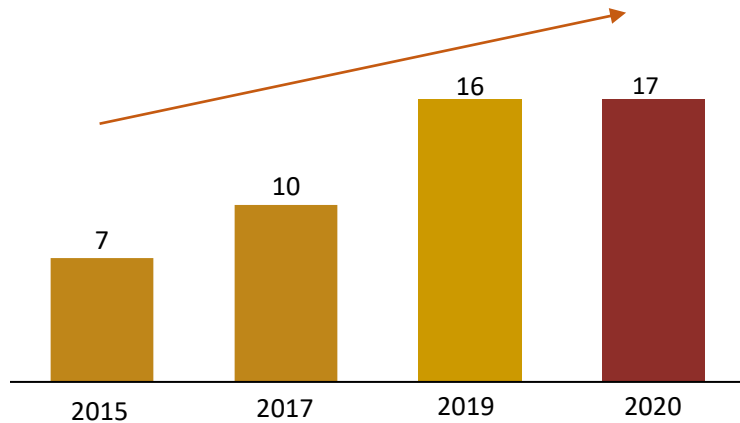
To have become a PAN India Player



Share of Top 4 States Reduced from 77% to 56% over 4 years

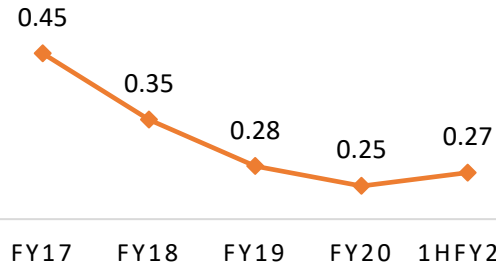


Number of States with more than 1% exposure of SATIN

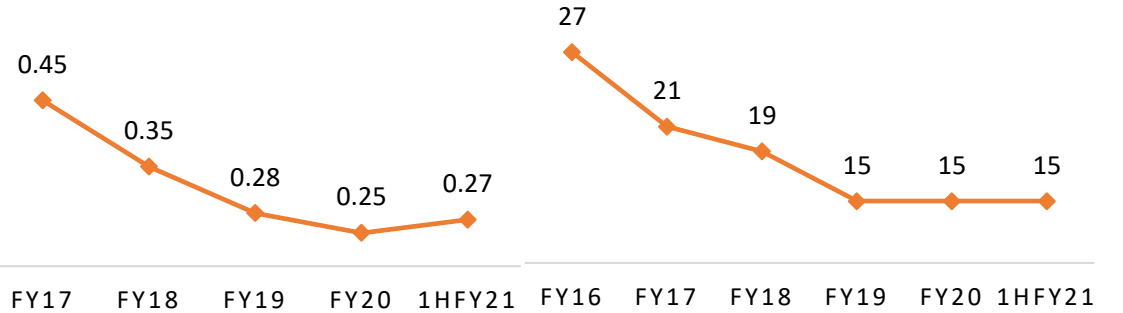


Limiting Exposure per district

Average exposure per district %

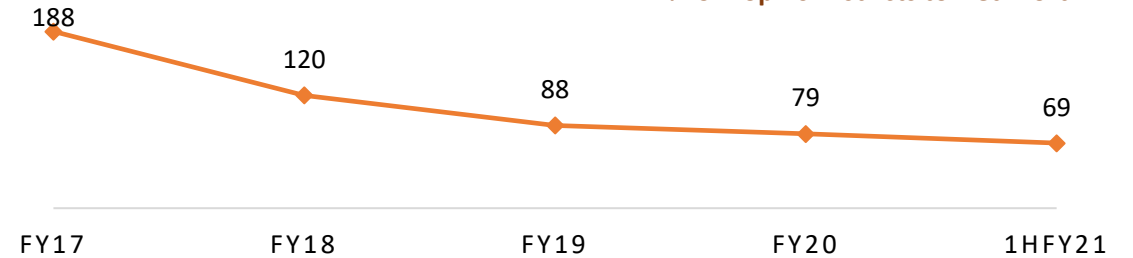


% of Top 10 Districts to AUM

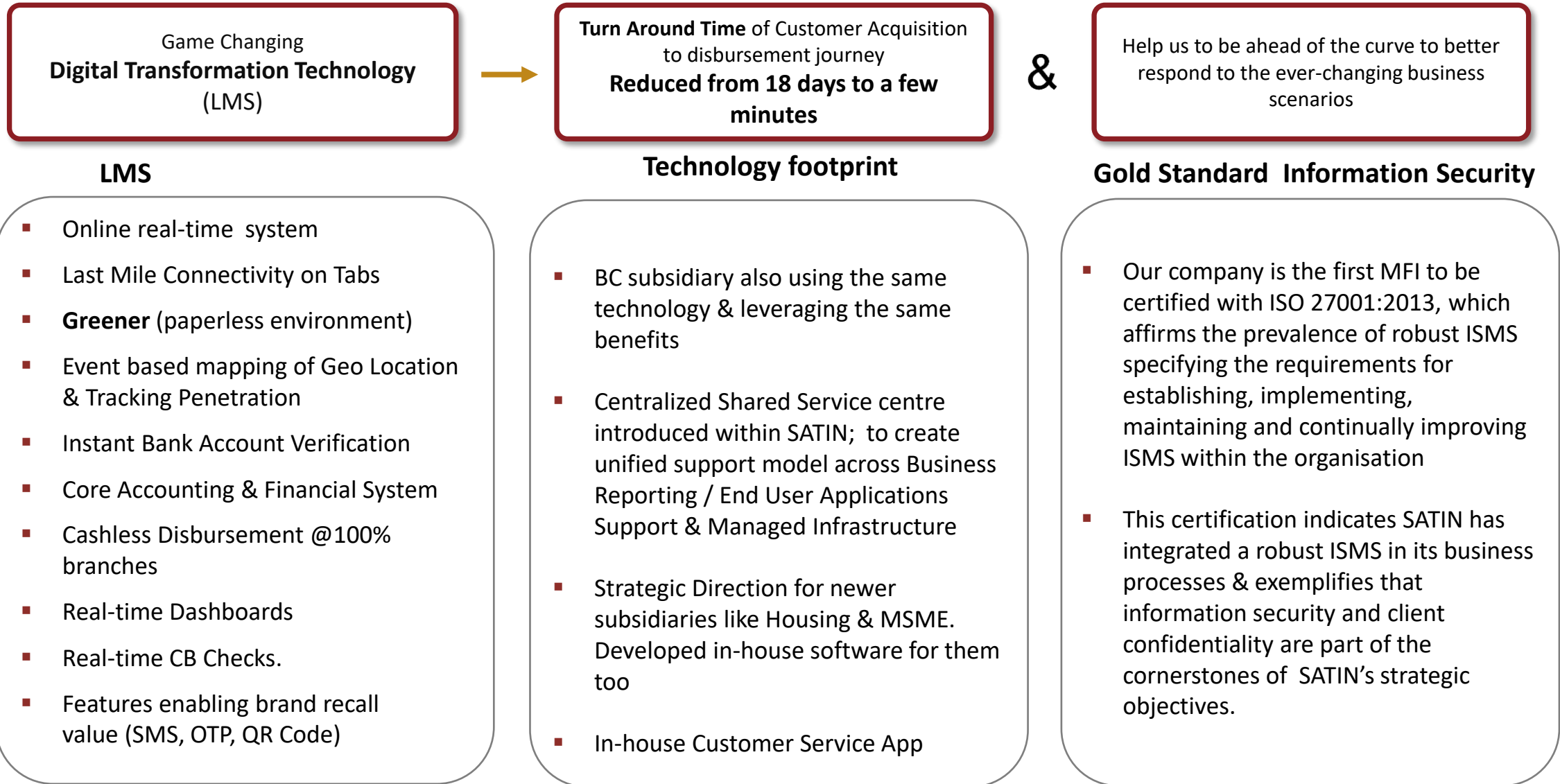


Particulars	FY17	FY18	FY19	FY20	1HFY21
No. of Districts - JLG	236	306	359	397	377
% of Districts with <1% exposure	88.1%	92.5%	96.4%	96.5%	96.6%
% of Districts with >2%	2.1%	1.0%	0.6%	0.5%	0.3%

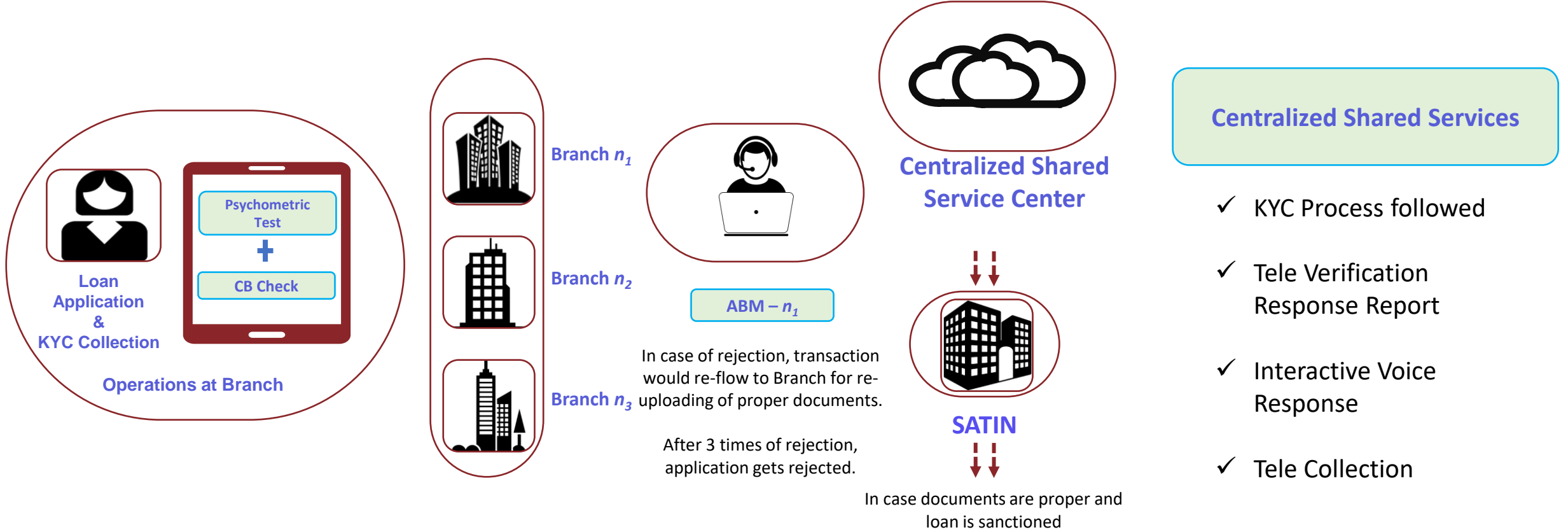
% of Top 10 Districts to Net-worth



3. A Difference Powered by Technological Prowess & Processes...



Centralized Shared Services



Centralized Shared Services

- ✓ KYC Process followed
- ✓ Tele Verification Response Report
- ✓ Interactive Voice Response
- ✓ Tele Collection

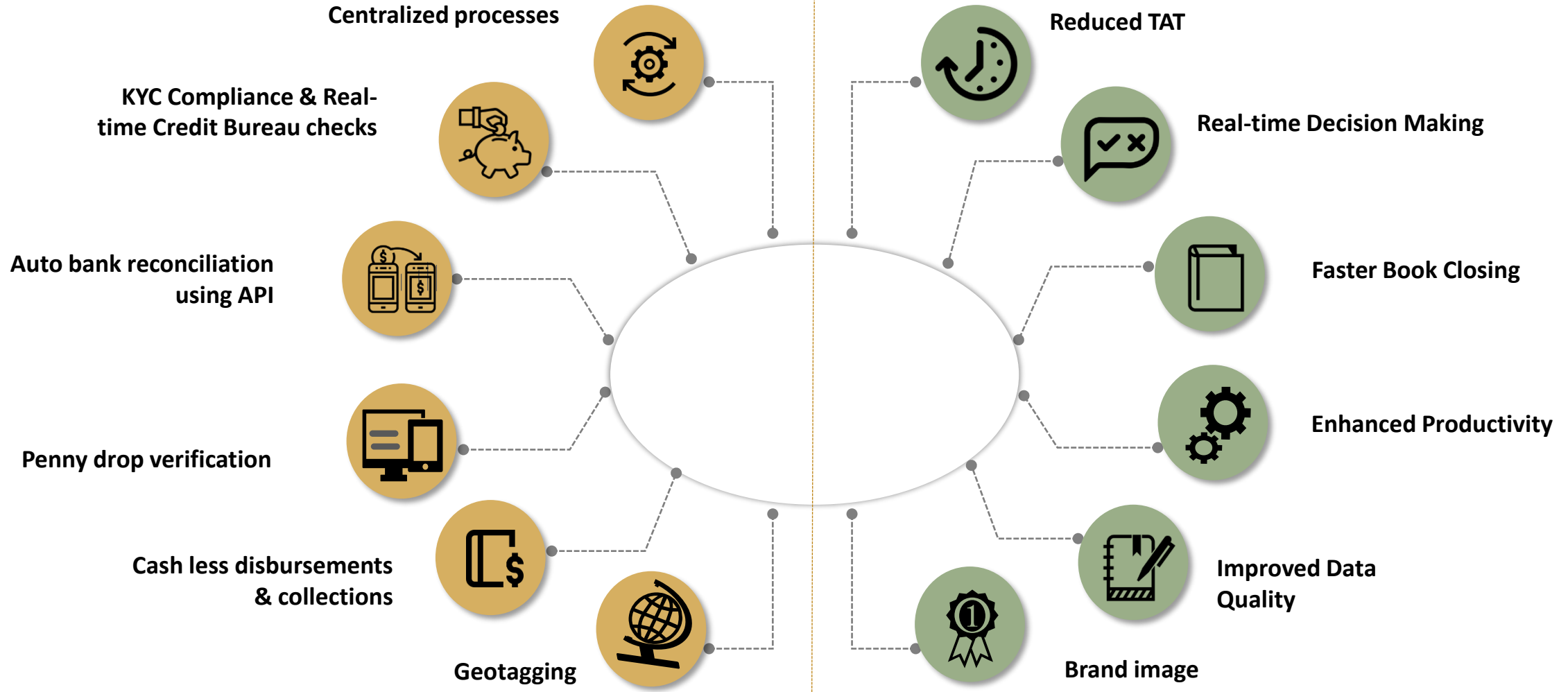


... Leading to Operating Efficiency & Scalability



New initiatives...

..leading to improved processes



4. Robust Underwriting & Full-fledged in-house Internal Audit



Robust Underwriting



Real-time Credit Bureau checks

to track loan history of the prospective clients, also created own Credit Bureau scorecard for individual clients for better screening



Rotating responsibility

Shuffling CSOs every 9 months and transferring every 18 months to reduce human biases. Risk Officers visit customers regularly



Centralized Share Services

KYC verification, IVR, TVR, ensuring uniform processes



Geo-tagging

of 100% branches and centers and 70% customers' houses



Account verification & Cashless Disbursements

via penny drop verification along with strict KYC compliance, also cashless disbursements eliminates the cash handling risk

Full-fledged in-house Internal Audit

92

Zonal Auditors &
Regional Auditors

Feedback based

Compliance Audit

100% Digital

on Audit Reports and Findings

946 Audits

completed in Q2FY21

Quarterly Audit

Regional Office, Branch & Social
Performance Management

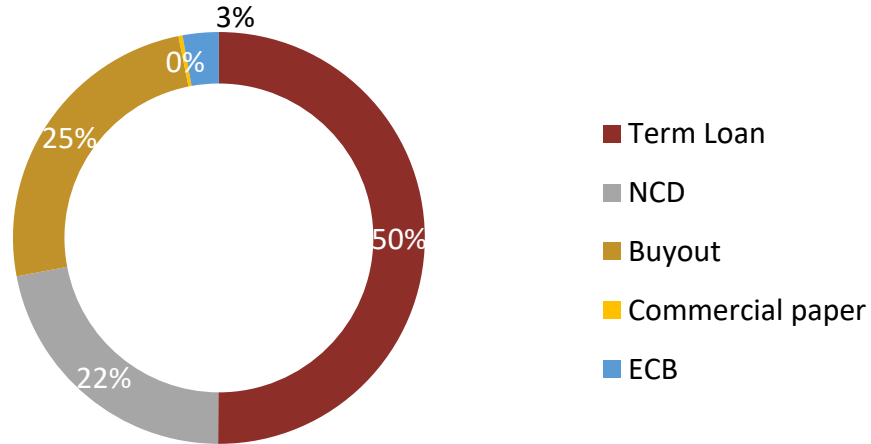
18 man-days

field audit per auditor per month

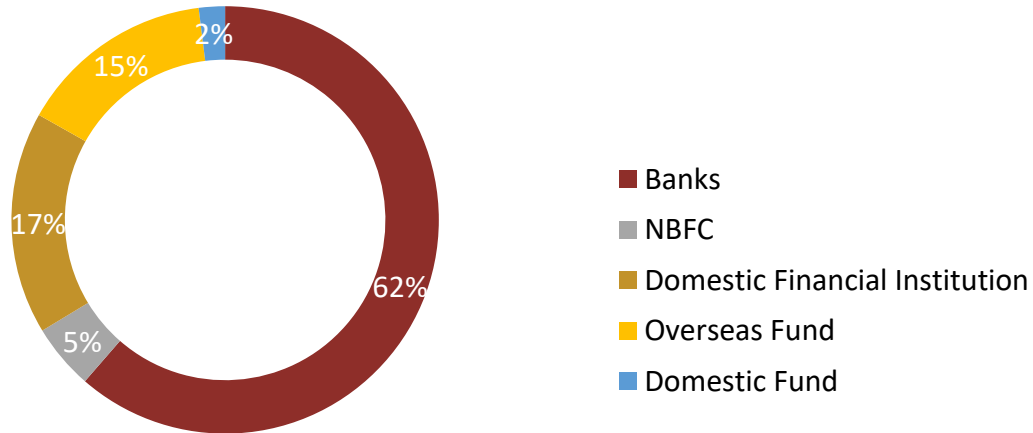
5. We have a well-diversified Liability Profile... ... insulated from Capital Market Turbulence



Product-wise Sep'20



Lender-wise Sep'20



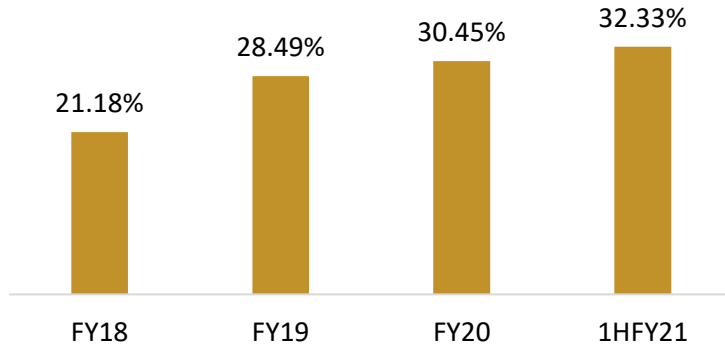
**Large Lender Base
61 Active Lenders**

Top 10 Funders	% Share as on 30 th Sep'20
NABARD	14%
Indian Bank	10%
State Bank of India	7%
Bank of Baroda	6%
SIDBI	4%
IDFC First Bank	4%
Standard Chartered Bank	4%
Blue Orchard Microfinance Fund	4%
HSBC	4%
Bank of Maharashtra	3%
Total of top 10 lenders	60%

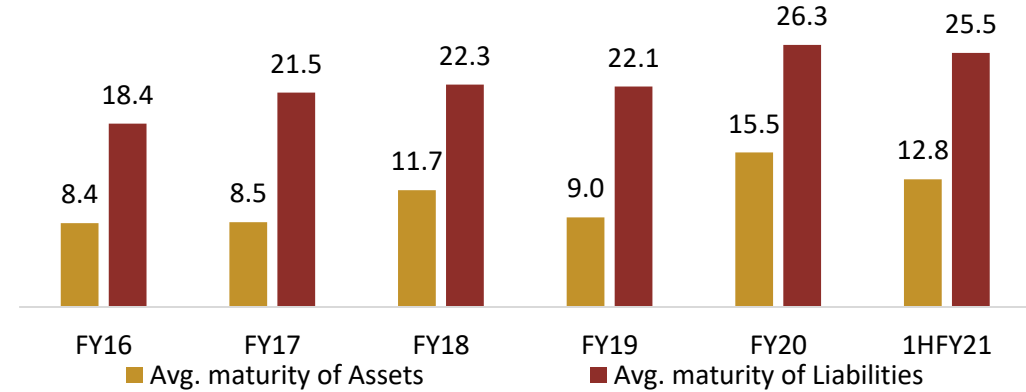
6. Strong Capitalization with Ample Liquidity



Healthy CRAR to support Growth Opportunities



Benefit of positive ALM continues



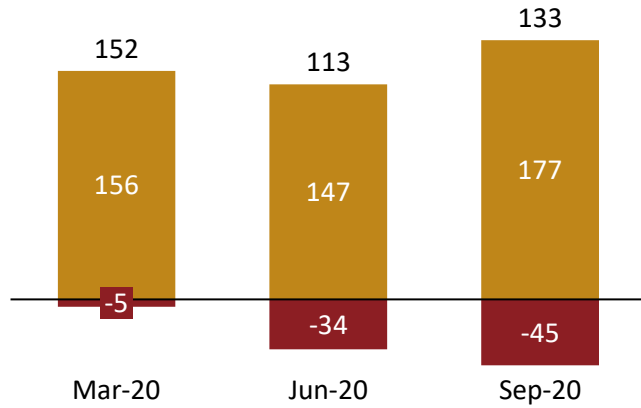
Static ALM as on 30 th Sep'20 (Rs. Crore)	Oct-20	Nov-20	Dec-20	Jan-21	Feb-21	Mar-21	Total
Inflows							
Liquidity at the beginning of month*	1,962	1,943	2,007	1,917	1,833	1,909	1,962
Principal - Loan portfolio	183	196	259	250	202	223	1,312
Interest - Loan portfolio	64	66	82	76	60	61	409
Total (A)	2,208	2,206	2,348	2,243	2,094	2,192	3,683
Outflows							
Principal repayments	229	168	379	381	119	182	1,458
Interest repayments	36	31	52	29	66	37	251
Total (B)	265	199	431	410	185	219	1,709
Cumulative Mismatch (A-B)	1,943	2,007	1,917	1,833	1,909	1,973	1,973

*Excluding margin money deposits Rs 269.6 crore lien with Lenders and undrawn sanction in hand Rs.1063 crore as on Sep'20; Principal repayments of only on-book portfolio are factored in the cashflows

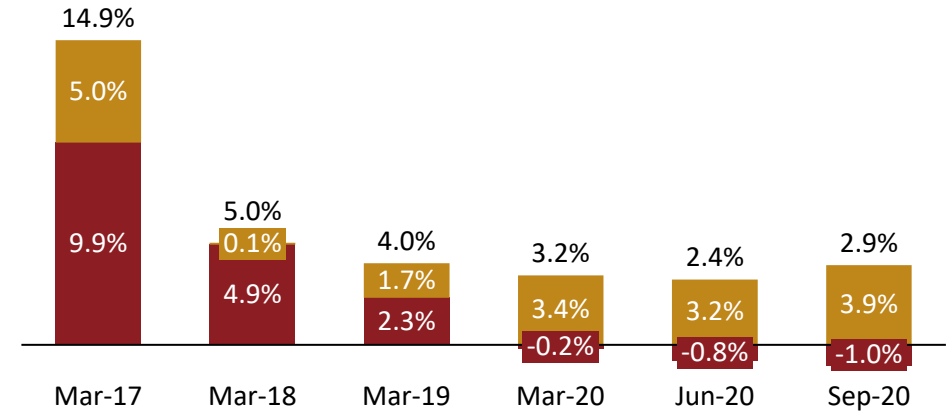
... With improving asset quality



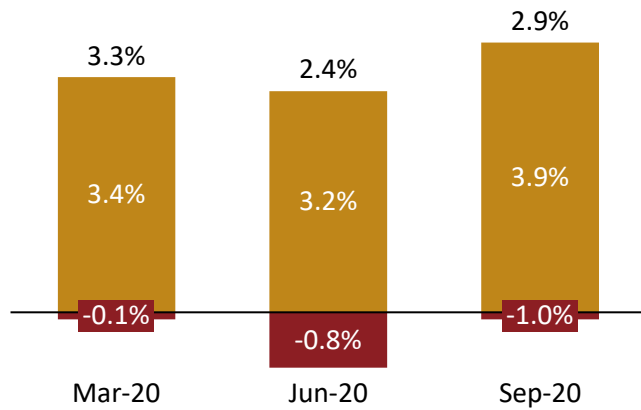
On-book Provisions & NNPA (Rs. crore)



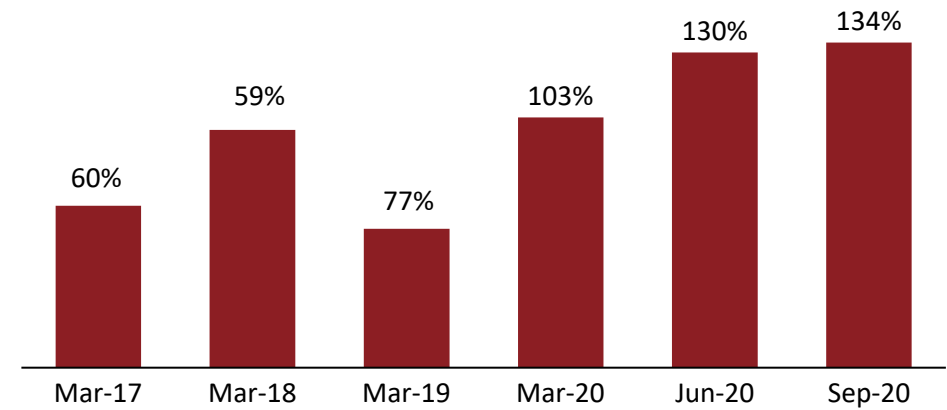
On- book GNPA, Provisions & NNPA (%)



On-book Provisions & NNPA (%)



Provision Coverage Ratio (%)



Diversification with allied product offerings



Taraashna Financial Services Ltd - TFSL

- » Acting as a business correspondent, TFSL provides credit to clients in rural and semi-urban areas on behalf of partner banks and NBFCs
- » The cashless disbursement percentage has reached almost 98% of TFSL's total disbursement for Sep'20, 2% collection through cashless mode
- » TFSL has a low risk business model which is highly capital efficient
- » AUM stood at Rs. 639 crore, with presence across 7 states
- » The Company operates through 201 branches, has more than 3.5 lakh active loan clients



Satin Housing Finance Ltd (SHFL)

- » 100% retail book comprising of:
 - » Affordable home loans – 85%
 - » Loan against property – 15%
- » Excellent portfolio quality since inception, Collection Efficiency of >99% during September
- » Mainly caters to customers belonging to Middle and Low-Income Groups in peripherals of Tier II and below cities
- » CRAR of 110.09% and gearing of 1.48. Total equity stands at Rs. 80 crore
- » AUM Rs. 164 crore with DA of Rs. 5 crore, presence across 4 states with 1,637 customers
- » Standalone rating of BBB from CARE
- » 9 active lenders including NHB refinance



Satin Finserv Limited (SFL)

- » Incorporated in Aug'18, got license from RBI to start business in Jan'19
- » Standalone credit rating of CARE BBB- (Stable)
- » Gross Loan Portfolio of Rs. 120 crore in Q2FY21
- » CRAR for Q2FY21 is 90.53%
- » Total equity stands at Rs. 102.5 crore
- » Business focus on secured retail MSME lending, wholesale lending to small NBFC MFI and others
- » 15 Branches across 8 states with 1,205 active loan clients
- » SFL has moved to in-house software

Learnings from Demonetization

Implementation of best-in-class technology

- Reduced TAT
- Real-time data
- Enhanced Productivity
- Improved monitoring and control

Diversifying Geographical Presence

- Increasing exposure to Newer states
- ~97% of Districts with <1% exposure

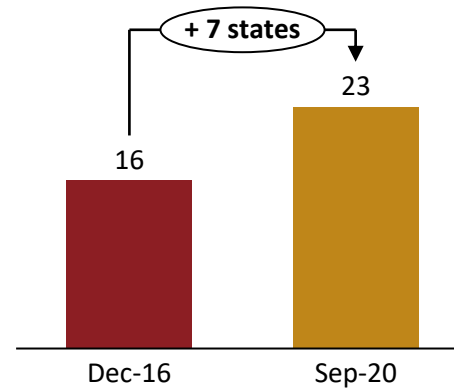
Strong Capitalization with Ample Liquidity

- Capital Adequacy has improved from 18.29% in 2016 to 32.33% currently
- Raised Rs. 560 crores equity capital
- Liquidity of ~Rs. 2,000 crores

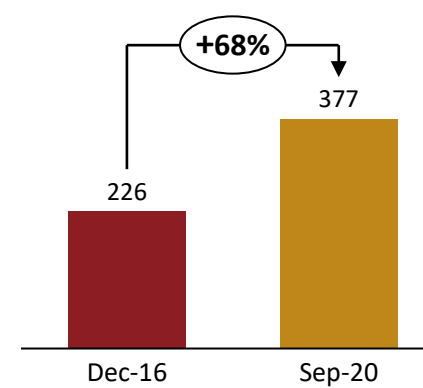
Strategic Changes

- Diversified out of unsecured MFI portfolio by floating subsidiaries in housing and MSME finance
- Changed center meeting to bi-weekly
- Process re-engineering
- Strengthened management team

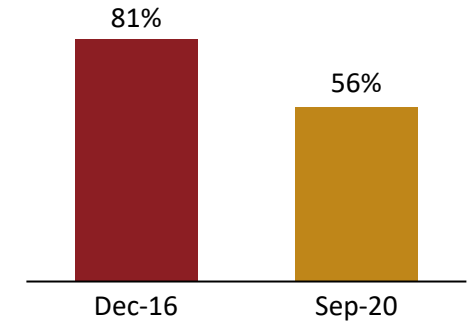
Di-risking geographic concentration (No. of States)



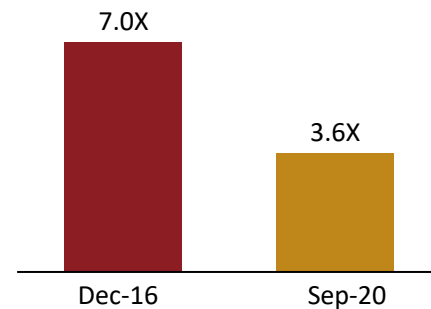
District Diversification



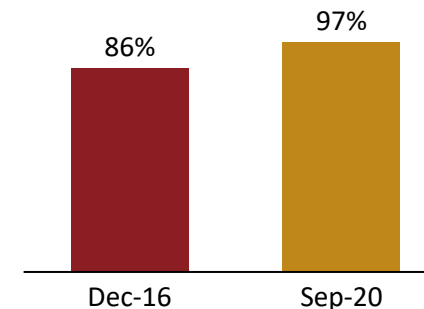
Reduction in Top 4 state contribution



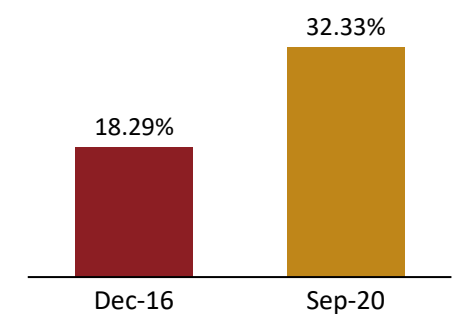
Reduced Leverage



District with <1% exposure



Improved Capital Adequacy



Great
Place
To
Work®

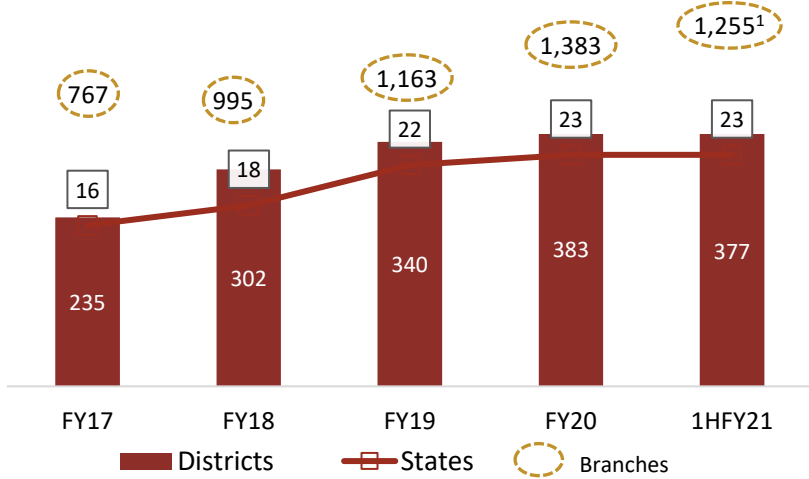
Certified
JAN 2020–DEC 2020
INDIA

Key Financial & Operational Metrics

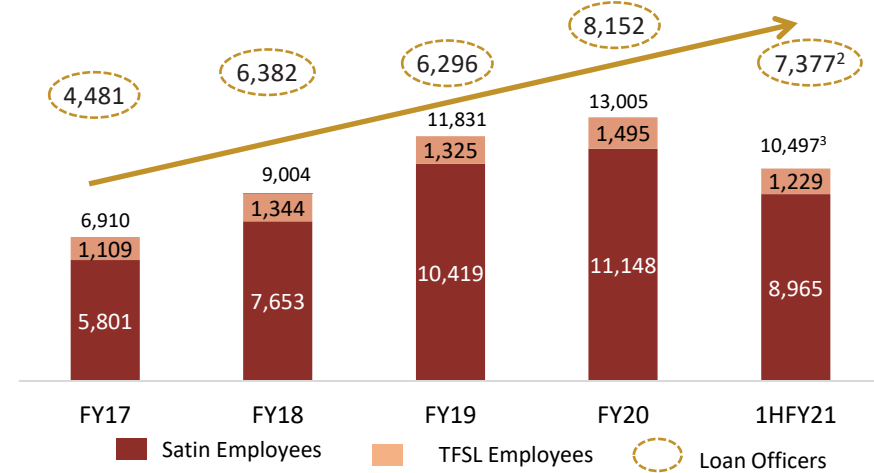




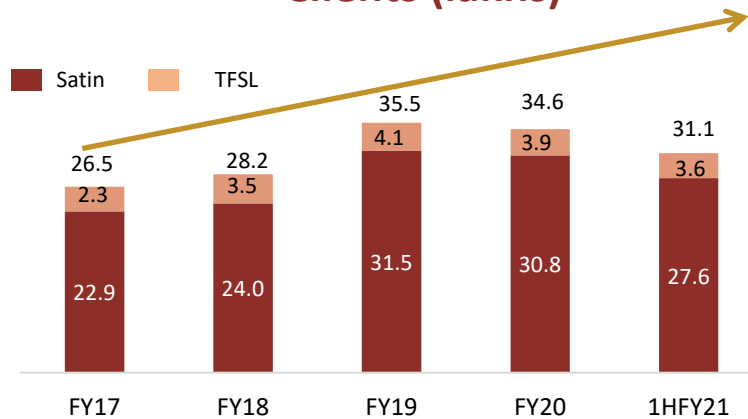
Districts, States and Branches



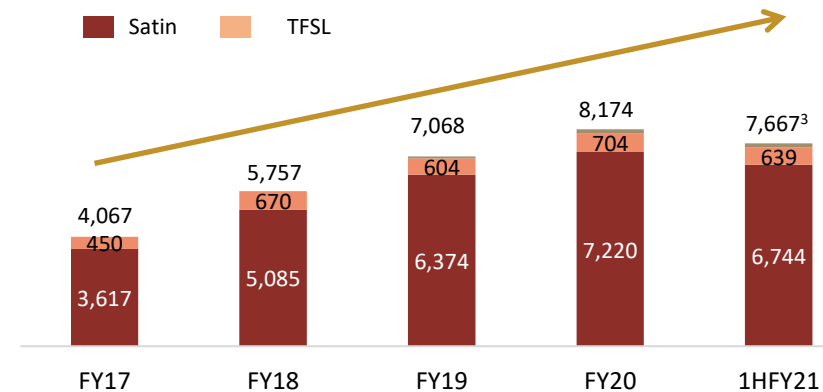
Employees & Loan Officers



Clients (lakhs)



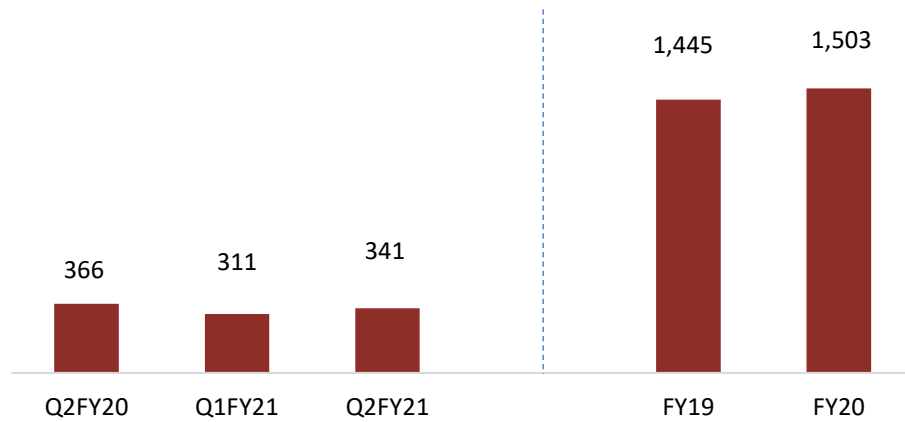
Gross Loan Portfolio (Rs. crore)



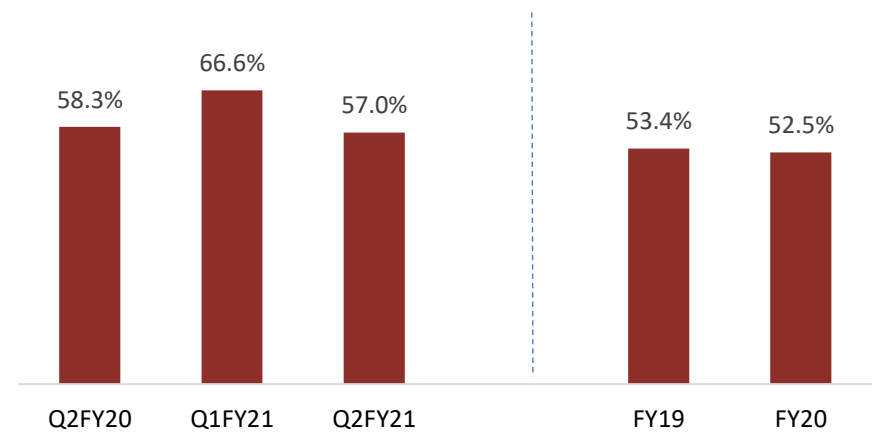
Key Consolidated Financials



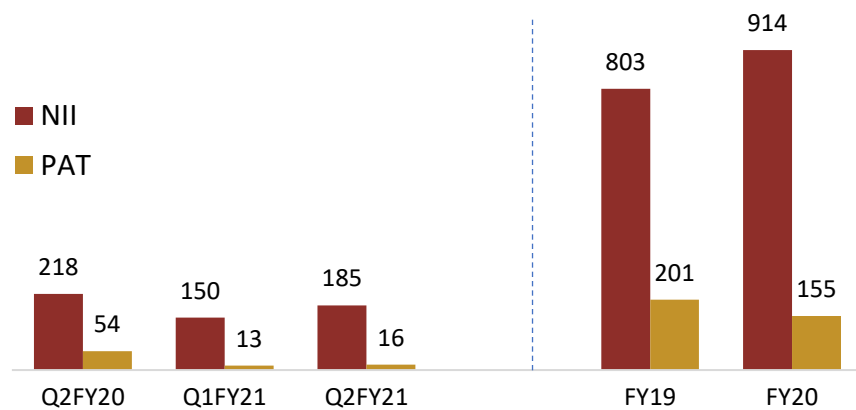
Gross Income (Rs. crore)



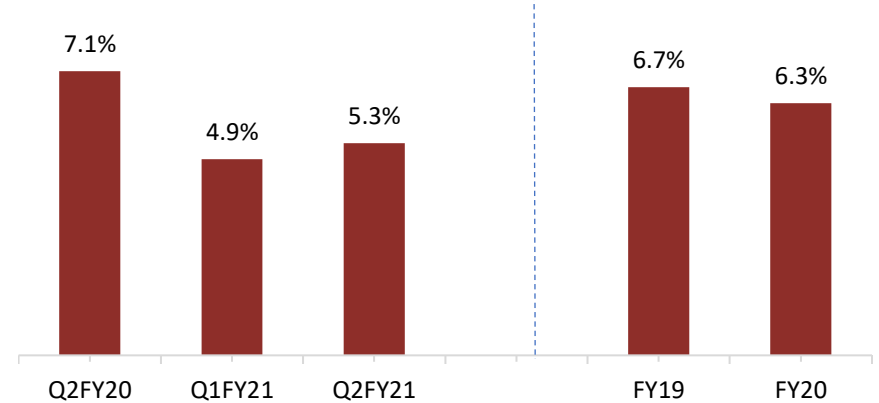
Cost to Income Ratio (%)



NII and PAT (Rs. crore)



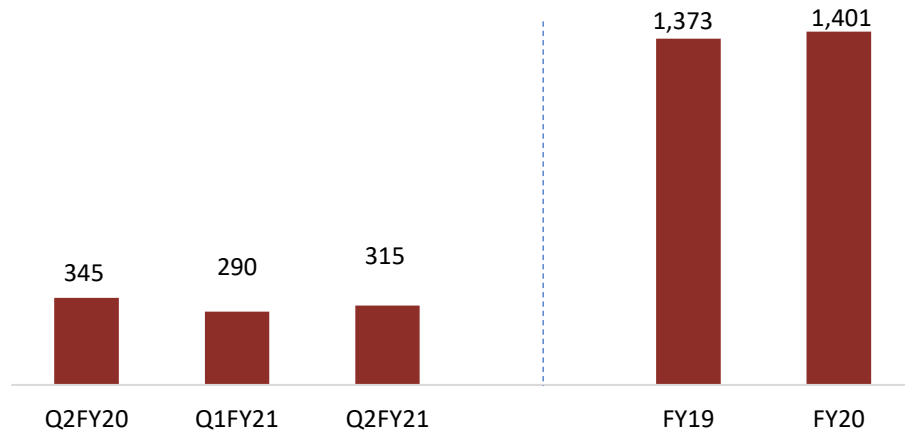
Opex to GLP (%)



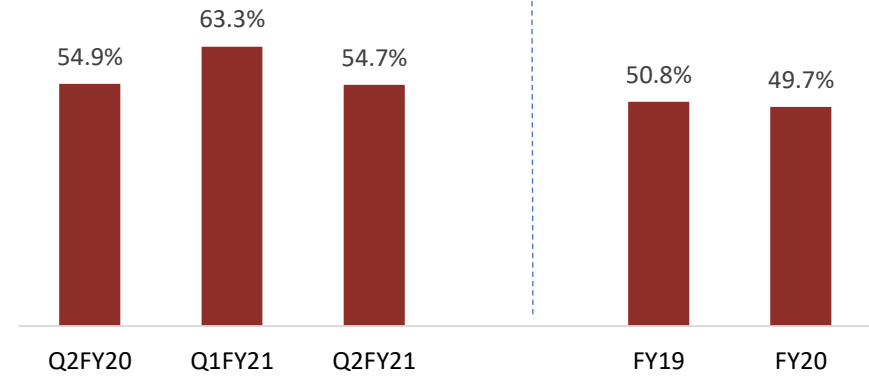
Key Standalone Financials



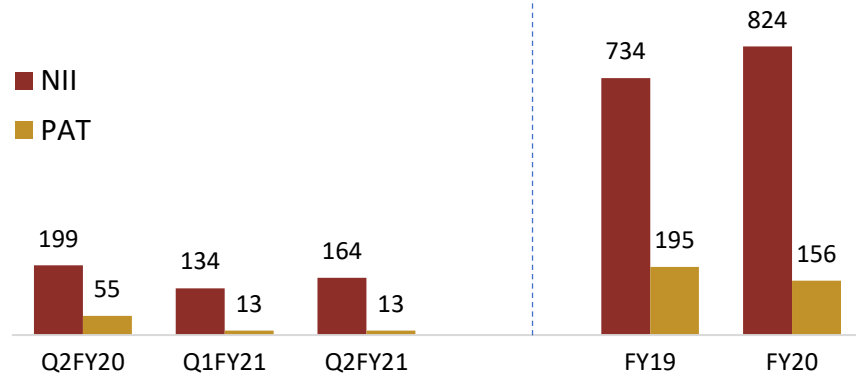
Gross Income (Rs. crore)



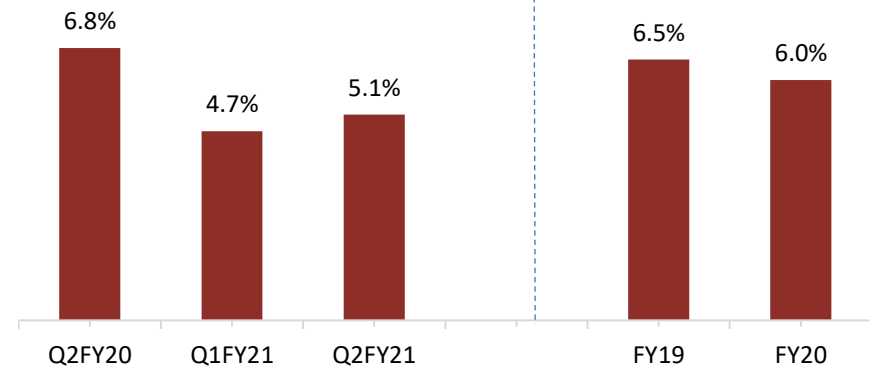
Cost to Income Ratio (%)



NII and PAT (Rs. crore)



Opex to GLP (%)



Great
Place
To
Work®

Certified
JAN 2020–DEC 2020
INDIA

Financial & Operational Details (Consolidated)



Annexure – Business Details – Consolidated



Particulars	Q2FY21	Q2FY20	YoY%	Q1FY21	QoQ%
AUM (Rs. crore)	7,667	7,182	6.7%	8,119	-5.6%
On-Book AUM*	4,572	4,140		4,653	
Securitization	39	113		46	
Assignment	1,699	1,662		2,009	
Business Correspondence	473	612		519	
TFSL - Business Correspondence	639	591		677	
SHFL - Housing Finance	164	116		144	
SFL	120	62		118	
AUM Mix (Rs. crore)	7,667	7,182	6.7%	8,119	-5.6%
MFI Lending	5,959	5,504		6,349	
Product Financing	15	16		26	
MSME	297	282		287	
Business Correspondence - IndusInd Bank	473	612		519	
TFSL - Business Correspondence	639	591		677	
SHFL - Housing Finance	164	116		144	
SFL	120	62		118	
No. of Branches	1,255	1,299	-3.4%	1,355	-7.4%
SCNL	1,025	1,073		1,117	
TFSL	201	203		208	
SHFL	14	9		15	
SFL	15	14		15	

*includes securitization, differences due to rounding off

Annexure – P&L Statement – Consolidated



Particulars (Rs. crore)	Q2FY21	Q2FY20	YoY%	Q1FY21	QoQ %	FY20	FY19	YoY%
Revenue								
Interest and Fee Income	251	238		258		994	1,116	
DA Income	44	57		14		236	133	
Treasury Income	20	33		20		117	95	
BC Fees	21	30		12		127	87	
Other Operating Income	3	9		7		29	13	
Total Revenue	341	366	-7.1%	311	9.5%	1,503	1,445	4.0%
Expenses								
Finance Cost	156	149		160		589	642	
Employee Benefit Expenses	82	89		79		351	305	
Credit Cost & FLDG for BC	53	16		33		223	58	
Other Expenses	20	33		17		111	110	
Depreciation and amortization expense	4	4		4		18	13	
Total Expenses	314	291		293		1,292	1,129	
Profit Before Tax	26	75	-65.1%	17	53.2%	212	316	-33.0%
Tax expense	11	21		4		57	114	
Profit after Tax	16	54	-71.4%	13	21.6%	155	201	-23.1%
Other comprehensive income net of taxes	-12	4		5		45	25	
Total Comprehensive Income	4	58	-93.8%	18	-80.2%	200	227	-11.9%

Great
Place
To
Work®

Certified
JAN 2020–DEC 2020
INDIA

Financial Details (Standalone)



Annexure - Financial Performance – Standalone



Particulars (Rs. crore)	1HFY21	Q2FY21	Q2FY20	Q1FY21	FY20	FY19
Gross yield ⁽¹⁾	17.30%	18.07%	21.44%	16.08%	20.61%	23.97%
Financial Cost Ratio ⁽²⁾	8.78%	8.67%	9.05%	8.64%	8.49%	11.15%
Net Interest Margin ⁽³⁾	8.52%	9.40%	12.39%	7.44%	12.12%	12.81%
Operating Expense ratio ⁽⁴⁾	5.00%	5.14%	6.80%	4.72%	6.02%	6.51%
Loan Loss Ratio ⁽⁵⁾	2.38%	2.95%	0.85%	1.76%	2.97%	0.96%
RoA ⁽⁶⁾	0.71%	0.72%	3.26%	0.72%	2.26%	3.01%
RoE ⁽⁸⁾	3.47%	3.45%	16.46%	3.52%	12.00%	19.08%
Leverage (Total Debt ⁽⁷⁾ / Total Net Worth)	3.64	3.64	3.60	3.62	3.72	4.55
Cost to Income Ratio	58.61%	54.74%	54.92%	63.34%	49.66%	50.83%

Asset Quality (on-book)	1HFY21	Q2FY21	Q2FY20	Q1FY21	FY20	FY19
GNPA %	2.9	2.9	4.4	2.4	3.3	4.0
ECL as % of AUM	3.9	3.9	2.6	3.2	3.4	2.3

1. Gross Yield represents the ratio of total Income in the relevant period to the average AUM
2. Financial Cost Ratio represents the ratio of interest Expense in the relevant period to the Average AUM
3. Net Interest Margin represents the difference between the Gross Yield and the Financial Cost Ratio
4. Operating Expenses Ratio represents the ratio of the Operating Expenses (expenses including depreciation but excluding Credit Cost and interest Expense) to the Average AUM
5. Loan Loss Ratio represents the ratio of credit cost (including FLDG on BC) to the Average AUM
6. RoA is annualized and represents ratio of PAT to the Average Total Assets
7. Total Debt includes Securitization and preference shares considered as debt in accordance of IndAS
8. RoE is annualized and represents PAT(Post Preference Dividend) to the average equity (i.e., net worth excluding preference share capital)

Annexure - P&L Statement– Standalone



Particulars (Rs. crore)	Q2FY21	Q2FY20	YoY%	Q1FY21	QoQ %	FY20	FY19	YoY%
Revenue								
Interest and Fee Income	241	233		248		966	1,113	
DA Income	44	57		14		236	133	
Treasury Income	18	31		19		112	91	
BC Income	7	17		3		62	25	
Other Operating Income	5	8		5		25	11	
Total Revenue	315	345	-8.9%	290	8.6%	1,401	1,373	2.0%
Expenses								
Finance Cost	151	146		156		577	639	
Employee Benefit Expenses	70	76		67		297	265	
Credit Cost & FLDG for BC	51	14		32		202	55	
Other Expenses	17	30		15		97	97	
Depreciation and amortization expense	3	4		3		15	11	
Total Expenses	292	269		272		1,188	1,067	
Profit Before Tax	23	76	-70.3%	17	30.4%	213	306	-30.3%
Tax expense	10	21		5		57	111	
Profit After Tax	13	55	-76.6%	13	-0.4%	156	195	-19.9%
Other comprehensive income net of taxes	-12	3		5		45	25	
Total Comprehensive Income	1	58	-98.3%	18	-94.5%	201	220	-8.8%

Great
Place
To
Work®

Certified
JAN 2020–DEC 2020
INDIA

Financial Details (Subsidiaries)



Annexure - P&L Statement – TFSL



Particulars (Rs. crore)	Q2FY21	Q2FY20	Q1FY21	FY20	FY19
Revenue					
Total Revenue	18.2	10.2	10.4	69.8	68.3
Expenses					
Finance Cost	1.1	0.9	0.9	3.2	2.5
Employee Benefit Expenses	8.9	8.5	8.5	38.3	35.3
Credit Cost	0.5	0.8	0.8	13.4	5.7
Other Expenses	2.7	1.6	1.6	14.4	11.1
Depreciation and amortization expense	0.4	0.4	0.4	1.7	1.1
Total Expenses	13.6	12.2	12.2	71.0	55.7
Profit Before Tax	4.6	-1.8	-1.8	-1.2	12.6
Tax expense	1.1	-0.5	-0.5	-0.2	4.1
Profit After Tax	3.5	-1.3	-1.3	-1.0	8.4
Other comprehensive income net of taxes	-0.2	0.0	0.0	0.3	0.1
Total Comprehensive Income	3.3	-1.3	-1.3	-0.7	8.5

Annexure - P&L Statement – SHFL



Particulars (Rs. crore)	Q2FY21	Q2FY20	Q1FY21	FY20	FY19
Revenue					
Interest and Fee Income	5.6	3.9	5.1	16.8	4.5
Treasury Income	0.3	0.5	0.4	1.9	1.0
Other income	0.3	0.2	0.1	2.3	1.6
Total Revenue	6.2	4.6	5.7	21.0	7.1
Expenses					
Finance cost	3.1	1.7	3.3	8.3	1.1
Employee benefit expenses	2.3	2.3	2.4	9.7	4.8
Credit Cost	1.8	0.1	0.1	1.2	0.3
Other expenses	0.5	0.8	0.4	2.5	2.3
Depreciation and amortization expenses	0.1	0.1	0.1	0.5	0.1
Total Expenses	7.8	4.9	6.2	22.2	8.6
Profit Before Tax	-1.6	-0.3	-0.5	-1.2	-1.5
Tax expense	-0.4	-0.1	-0.2	-0.3	-0.3
Profit After Tax	-1.3	-0.2	-0.4	-0.9	-1.2
Other comprehensive income	-	-	-	-	-
Total Comprehensive Income	-1.3	-0.2	-0.4	-0.9	-1.2

Annexure - P&L Statement – SFL



Particulars (Rs. crore)	Q2FY21	Q2FY20	Q1FY21	FY20
Revenue				
Interest and Fee Income	5.57	2.28	5.78	13.59
Treasury Income	0.14	0.09	0.15	0.24
Other income	0.31	0.02	0.06	0.18
Total Revenue	6.02	2.39	5.99	14.02
Expenses				
Finance cost	1.03	0.34	0.99	1.76
Employee benefit expenses	1.61	1.74	1.68	6.67
Credit Cost	1.83	0.13	0.51	1.46
Other expenses	0.82	1.01	0.64	3.13
Depreciation and amortization expenses	0.05	0.01	0.04	0.11
Total Expenses	5.33	3.24	3.86	13.14
Profit Before Tax	0.68	(0.85)	2.13	0.88
Tax expense (DTA)	0.17	(0.15)	0.53	0.24
Profit After Tax	0.51	(0.69)	1.60	0.65
Other comprehensive income	0.02	0.00	0.05	-
Total Comprehensive Income	0.53	(0.69)	1.64	0.65

Great
Place
To
Work®

Certified
JAN 2020–DEC 2020
INDIA

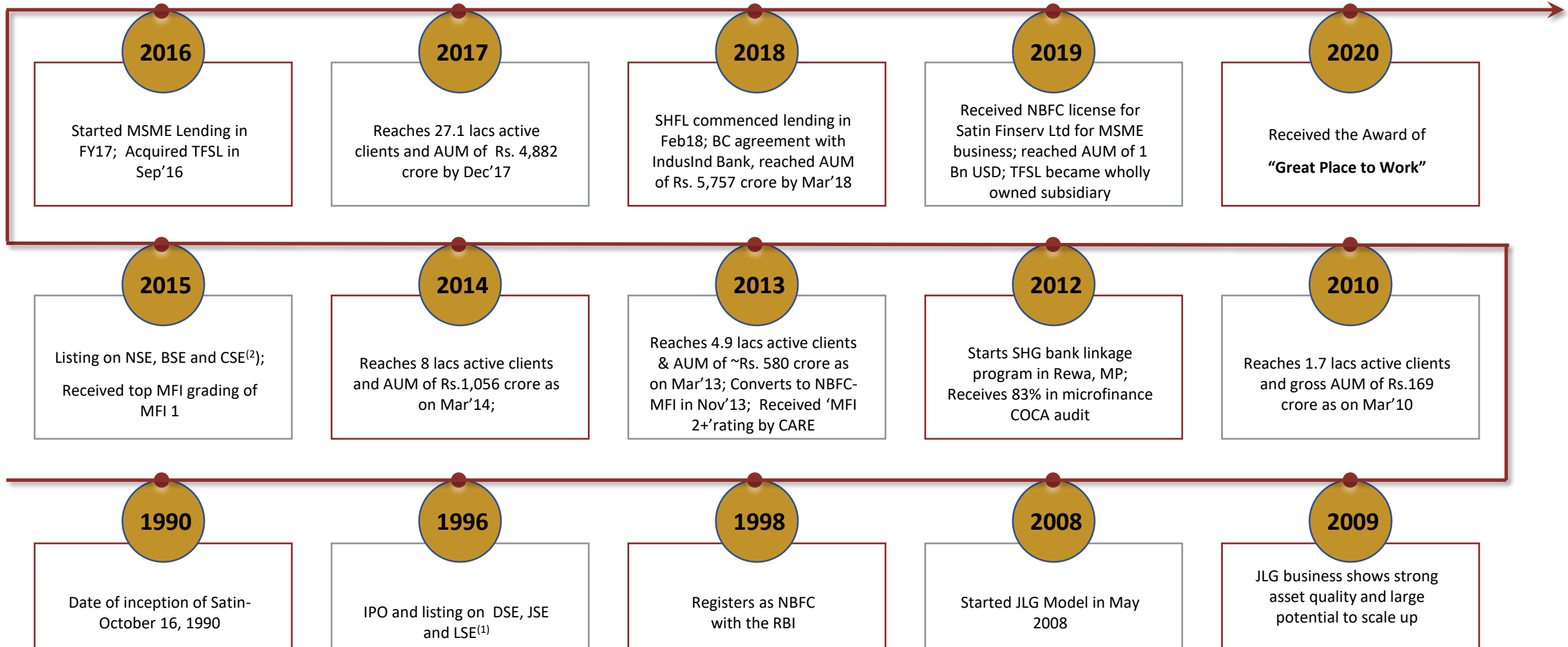
Company Background



Key milestones: Crossed the USD 1 billion AUM mark



Business Timeline

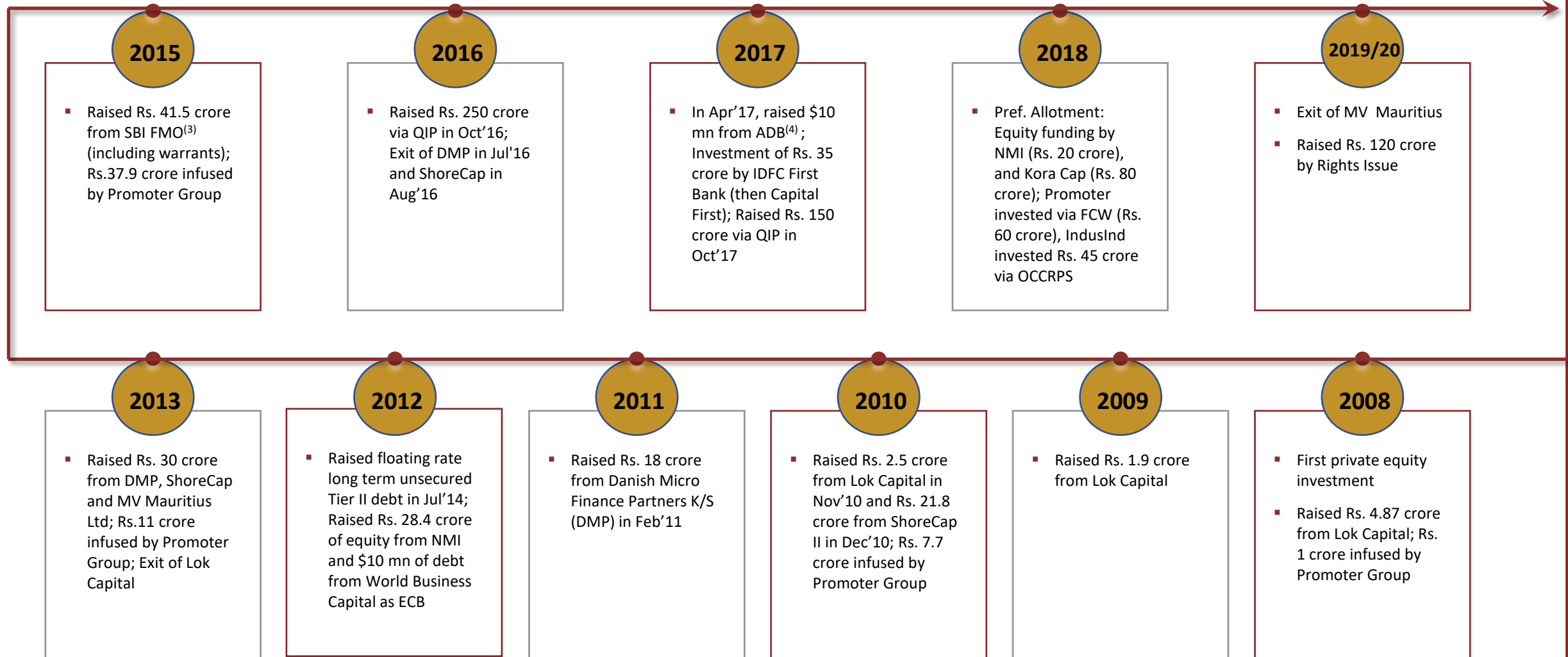


Note: 1. Regional Stock Exchanges (DSE – Delhi Stock Exchange, JSE – Jaipur Stock Exchange, LSE- Ludhiana Stock Exchange); (2) BSE - BSE Limited, NSE - National Stock Exchange of India Limited, CSE - The Calcutta Stock Exchange Limited

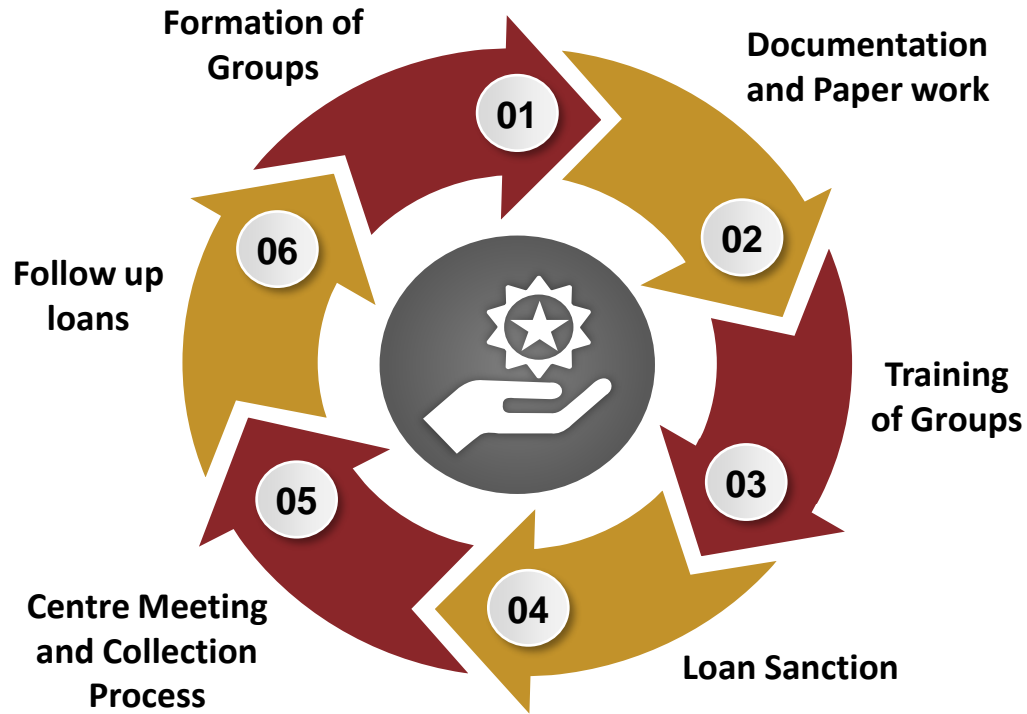
Key milestones: Crossed the USD 1 billion AUM mark



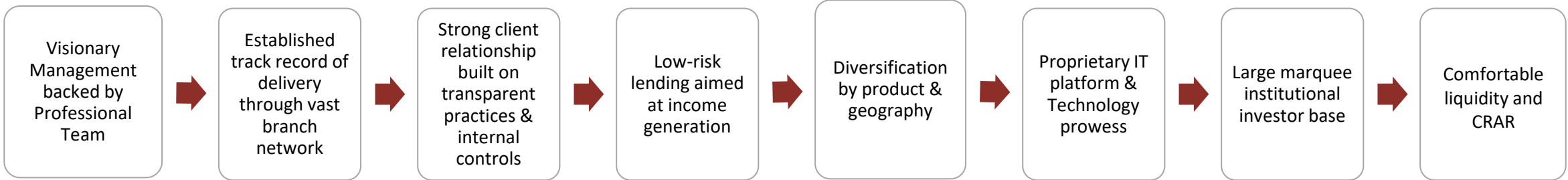
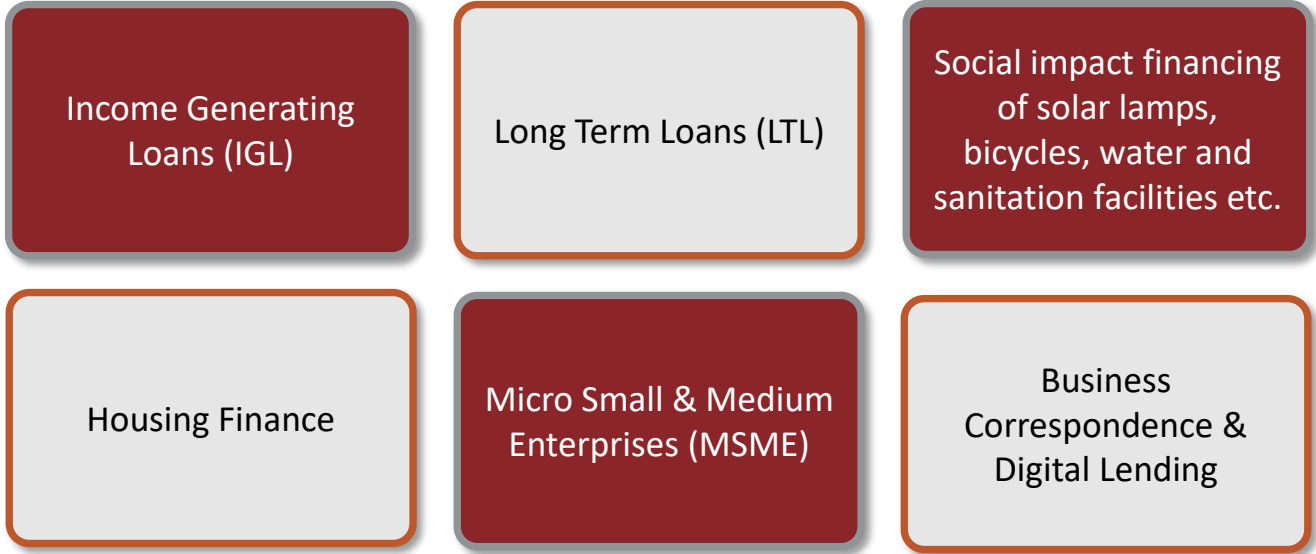
Fund Raising Timeline



Note: (3) SBI FMO Emerging Asia Financial Sector Fund Pte. Limited; (4) ADB – Asian Development Bank



MICROFINANCE... & BEYOND



CREATING A NICHE BY BEING A ONE STOP FINANCIAL SERVICES PROVIDER FOR OUR CUSTOMERS

... With focus only on Micro-Finance Products



Income Generation Loan (Prarambh)

Ticket Size :
Rs. 8,000 – Rs. 30,000

Tenure : 12/24 months

Long Term Loan (Vridhhi)

Ticket Size :
Rs. 31,000 – Rs. 50,000

Tenure : 24 months

Product Financing/Wash Loan

Ticket Size :
Rs. 1,099 – Rs. 15,000

Tenure : 6-9 months

Emergency Loan (Pragati)

Ticket Size :
Rs. 10,000 – Rs. 30,000

Tenure : 24 months

Eligibility Criteria

- Household Income: Rural-Rs. 1.25 Lacs & Urban/Semi-Urban- Rs. 2 Lacs
- Satin can be 3rd lender & 2nd MFI
- No loans given to delinquent customers
- Outstanding (incl. applied loan): <=1.0 Lacs
- CSS
- OTP validation

Making a Difference to the Community



Supporting Local Communities During Covid-19 Pandemic

Distributed masks, ration and hygiene kits across districts in Punjab during COVID pandemic. Reached out to more than 3000 households. Outcome- Appreciation by local administration and strengthened connect with clients




Health Check-up Camps

5 Free health check-up camps for the community in Assam and Odisha



SCNL was awarded an appreciation letter from District Collector, Dibrugarh (Assam) for our Covid relief initiatives in the district



Appreciation by local administration and strengthened connect with clients



Financial Empowerment Workshops

Relaunched Financial Empowerment Workshops in a different format in the wake of COVID-19 - shorter duration and smaller gathering. Distributed ration and stationary kits.



Relief Work post Amphan Cyclone- West Bengal

- Reached out and provided ration kits to around 5000 households in the aftermath of Amphan Cyclone.
- Undertook relief work in the most affected 150 villages in our operation area.



Flood & Cyclone Relief Initiatives

Flood relief camps in West Bengal, Assam and Bihar



Building a Difference to Make a Difference



Awards and Accolades



- Mr. HP Singh, CMD, was conferred the '**Golden Globe Tiger Awards**' at an awards ceremony in Malaysia
- Mr. HP Singh received the '**Exemplary Leader**' Award
- Mr. HP Singh received Business Leader of the Year Award in NBFC Sector at World HRD Congress by ET Now



November 2018

Got sA social rating from **Microfinanza**



December 2018

Won the "**SKOCH Award**" for Digital Transformation



January 2019

Received "**C1**" grade in Code of Conduct Assessment from **ICRA**



July 2019

Moved up in "**Fortune The Next 500**"



July 2019

Got 1st Prize in Customer Service Index by **MFIN**



September 2019

"Outstanding Contribution to Water and Sanitation Lending" from Sa-Dhan and Water.org



November 2019

Awarded "Company with Great Manager"



February 2020

Won "National Best Employer Brand" "Dream Companies to Work For"

WE ARE

GREAT PLACE TO WORK - CERTIFIED™

Building and Sustaining High-Performance™ Culture



Contact Information



Company (Investors & Media) :

Ms. Aditi Singh

Head – Investor Relations & Corporate Communication

E: aditi.singh@satincare.com

T: +91 124 4715 400 (Ext – 222)

www.satincare.com

