



RACL Geartech Ltd.

Corporate Office

B-9, Sector-3, Noida, Uttar Pradesh-201301, INDIA

Phone: +91-120-4588500 Fax: +91-120-4588513

Web: www.raclgeartech.com E-mail: info@raclegeartech.com

12th March, 2022

Listing Department
BSE Limited
25th Floor, P. J. Towers,
Dalal Street,
Mumbai - 400 001

Scrip Code: 520073

Subject: Investors Conference Call and Investor Presentation

Dear Sir/Madam,

Pursuant to Regulation 30 of the SEBI (Listing Obligations and Disclosure Requirements) Regulations, 2015, it is hereby informed that the Company conducted an Investors Conference Call on 11th March, 2022. The Investor Presentation for the same is annexed herewith. The Audio Recording of the Conference Call has been voluntarily placed on the Website of the Company at www.raclgeartech.com.

This is for your information and record please.

Thanking You,

For RACL Geartech Limited


Shagun Bajpai
Company Secretary & Compliance Officer
ICSI Mem. No.: A45982

Registered Office

15th Floor, Eros Corporate Tower, Nehru Place, New Delhi-110019, INDIA

Phone: +91-11-66155129

CIN: L34300DL1983PLC016136

D-U-N-S Number: 65-013-7086





QUARTERLY FINANCIAL PERFORMANCE

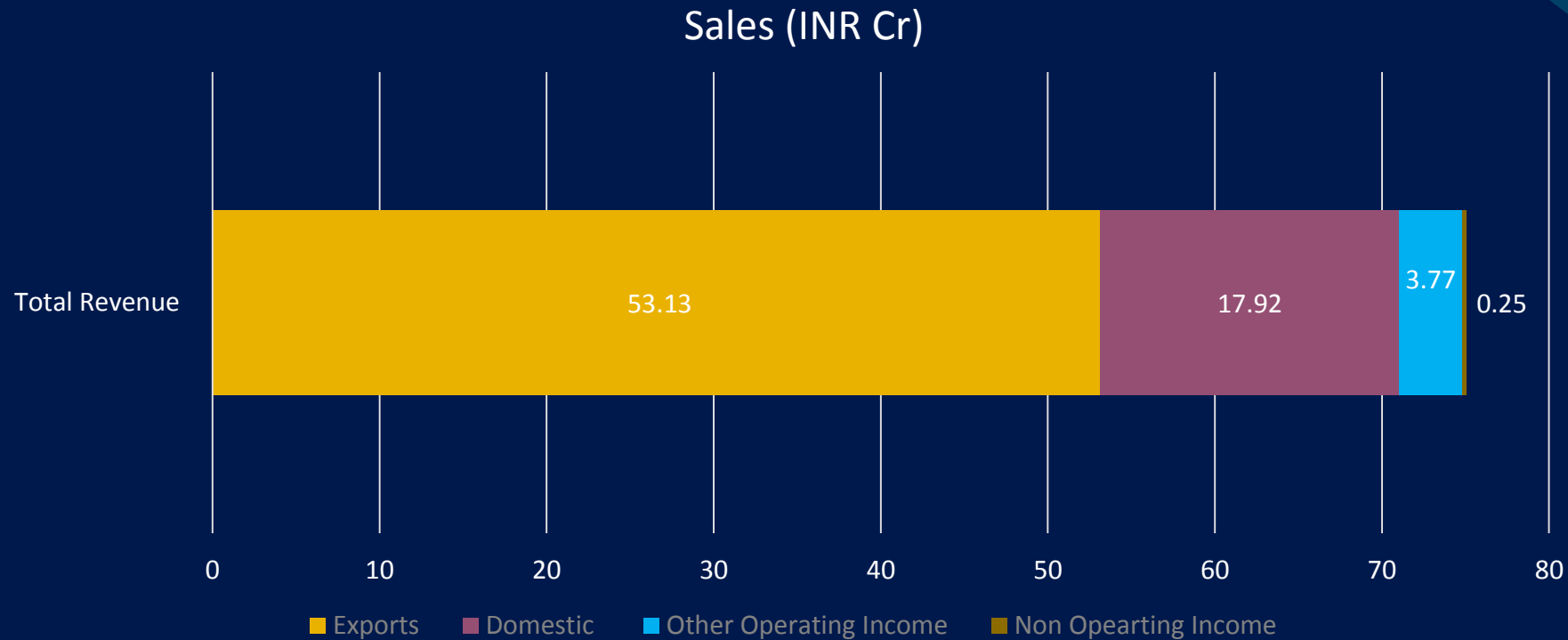
Q3 FY 2021-2022

RACL Geartech Limited

Putting the world to motion

Q3 Results

Total Revenue for Q3 FY 21-22

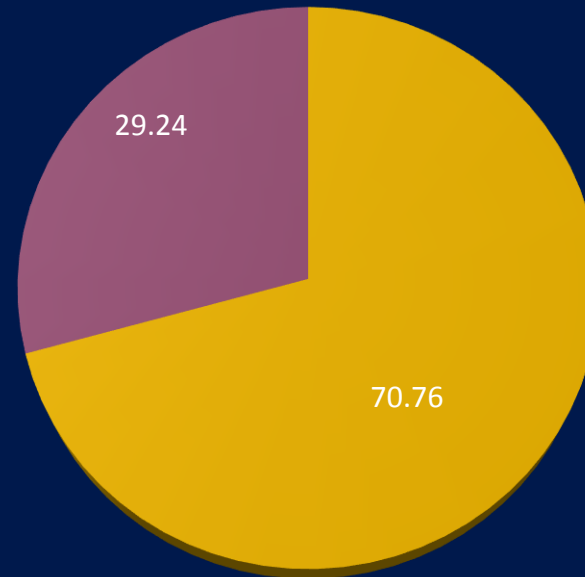


TOTAL SALES : 75.08 CRORE

Our Performance

Business Share for Q3 FY 21-22

Sales Segment %

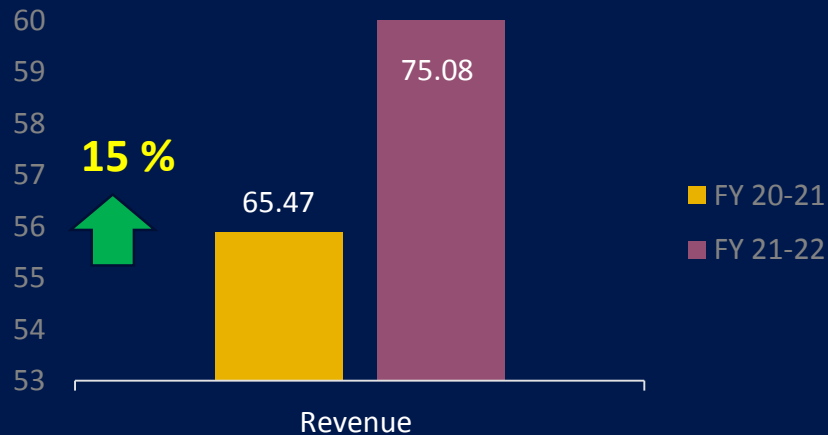


■ Exports ■ Domestic

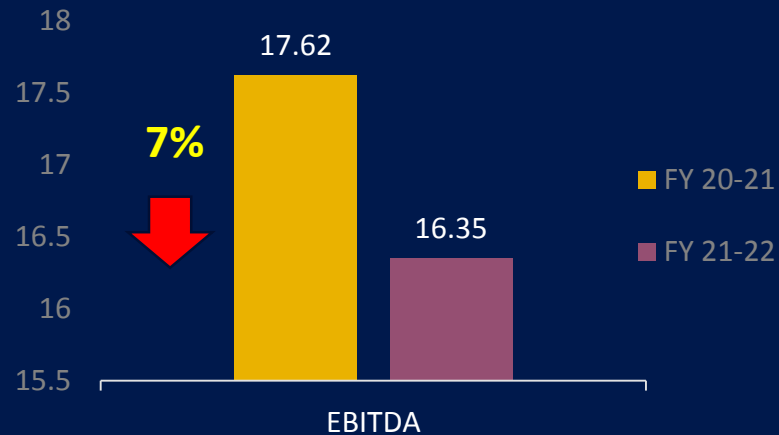
Q3 Results

YoY Q3 Sales & Profitability for FY 21-22

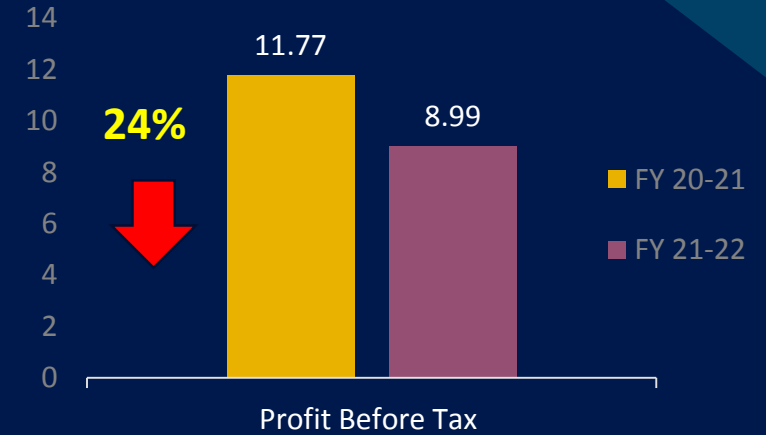
Q3 Sales (INR Cr)



Q3 EBITDA (INR Cr)



Q3 PBT (INR Cr)



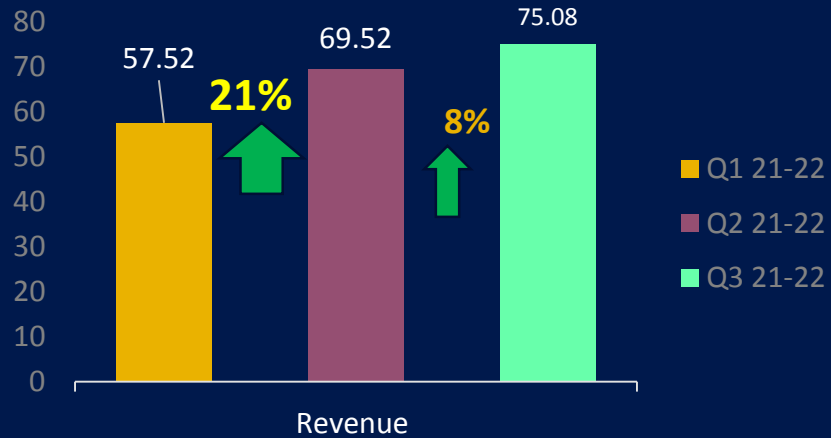
Key reasons for decline

- High freight cost
- Higher input costs like Gas, Steel, Cutting tools etc
- Lower contribution of other income like exports incentives, prototyping

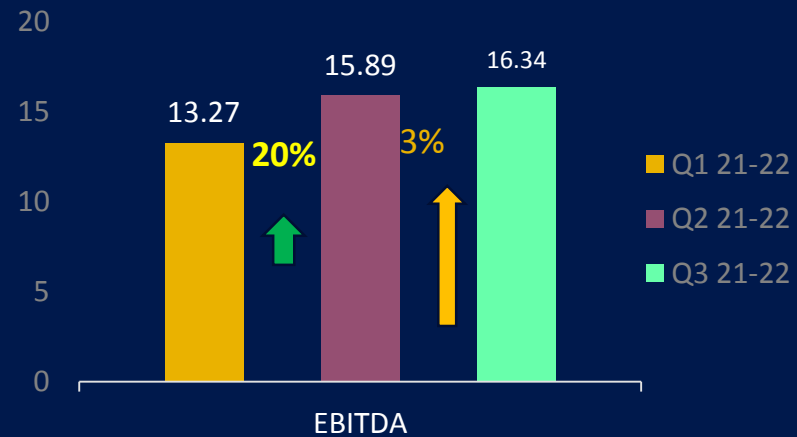
Q3 Results

Consolidated Q1 Vs.Q2 Vs. Q3 Sales & Profitability for FY 21-22

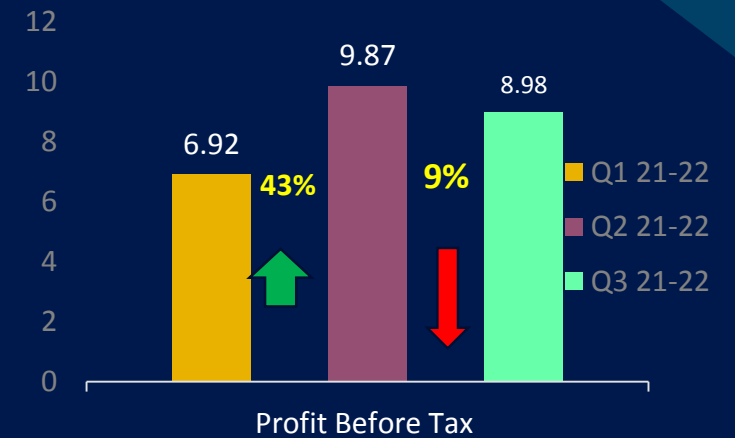
Sales (INR Cr)



EBITDA (INR Cr)



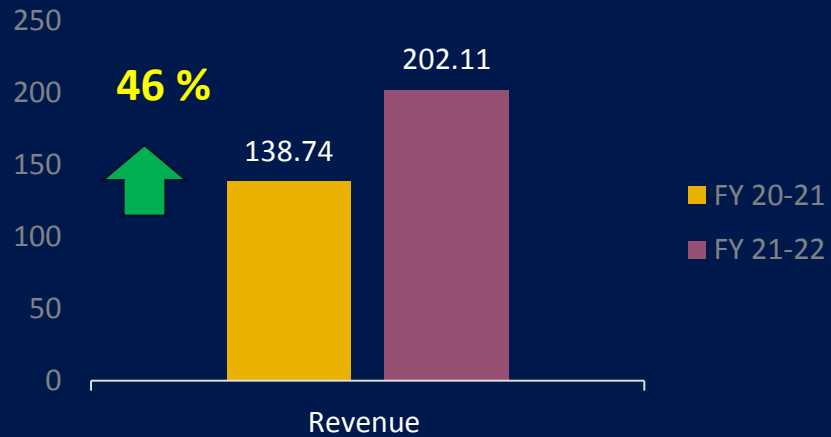
PBT (INR Cr)



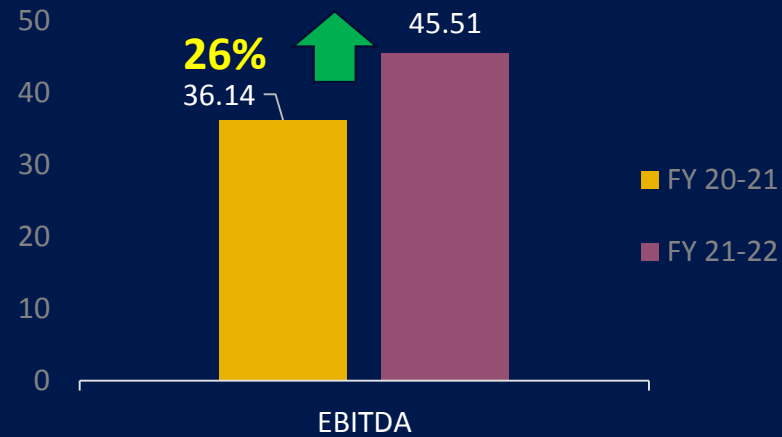
Nine Months Results

YoY Nine Months Sales & Profitability for FY 21-22

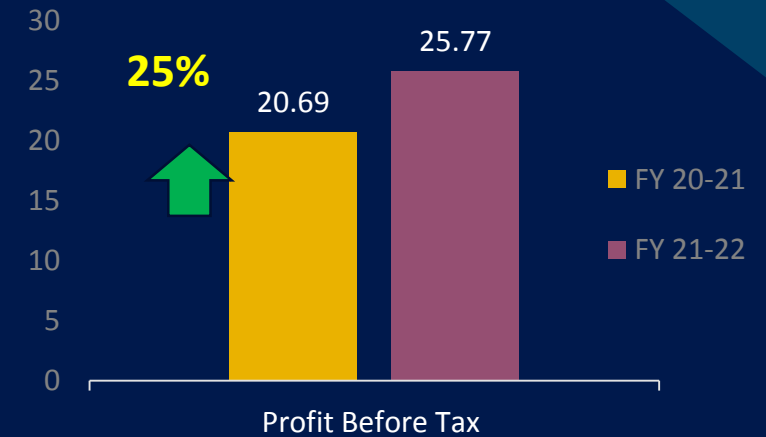
YoY Sales (INR Cr)



YoY EBITDA (INR Cr)



YoY PBT (INR Cr)





Thank You.