



Prakash Pipes Limited

ISO : 9001:2015
ISO : 22000:2005
BRC : GRADE 'A'

Srivan, Bijwasan, New Delhi - 110061

CIN : L25209PB2017PLC046660

Tel. : 25305800, 28062115 Fax : 91-11-28062119

E-mail : pplho@prakash.com Website : www.prakashplastics.in

PPL/SE/IP/2021

17th June, 2021

Listing Department
National Stock Exchange of India Ltd.
Exchange Plaza, 5th Floor, Plot No. C/1
G Block, Bandra- Kurla Complex, Sandra (E)
Mumbai – 400051

Listing Department
BSE Ltd.
Phiroze Jeejee bhoy Towers
Dalal Street
Mumbai – 400001

Company Symbol: PPL

Company Code: 542684

Sub: Intimation under Regulation 30 of the Securities and Exchange Board of India (Listing Obligations and Disclosure Requirements) Regulations, 2015

Dear Sir,

Please find enclosed herewith Presentation on Results for the period ended 31st March, 2021 for your kind information and record. You are requested to kindly update the same on your website.


Thanking you,

Yours faithfully,
For **Prakash Pipes Limited**


Sonu Sharma
Company Secretary



Encls : as above



Prakash Pipes Limited

PVC Pipes & Fittings | Flexible Packaging

Investor Presentation June, 2021



Disclaimer

This presentation and the accompanying slides (the “Presentation”), has been prepared solely for information purposes and do not constitute any offer, recommendation or invitation to purchase or subscribe for any securities, and shall not form the basis or be relied on in connection with any contract or binding commitment what so ever. No offering of securities of the Company will be made except by means of a statutory offering document containing detailed information about the Company.

This Presentation has been prepared based on information and data which the Company considers reliable, but the Company makes no representation or warranty, express or implied, whatsoever, and no reliance shall be placed on, the truth, accuracy, completeness, fairness and reasonableness of the contents of this Presentation. This Presentation may not be all inclusive and may not contain all of the information that you may consider material. Any liability in respect of the contents of, or any omission from, this Presentation is expressly excluded.

Certain matters discussed in this Presentation may contain statements regarding the market opportunity and business prospects that are individually and collectively forward-looking statements. Such forward-looking statements are not guarantees of future performance and are subject to known and unknown risks, uncertainties and assumptions that are difficult to predict. These risks and uncertainties include, but are not limited to, the performance of the Indian economy and of the economies of various international markets, the performance of the industry in India and world-wide, competition, the company’s ability to successfully implement its strategy, the Company’s future levels of growth and expansion, technological implementation, changes and advancements, changes in revenue, income or cash flows, the Company’s market preferences and its exposure to market risks, as well as other risks. The Company’s actual results, levels of activity, performance or achievements could differ materially and adversely from results expressed in or implied by this Presentation. The Company assumes no obligation to update any forward-looking information contained in this Presentation. Any forward-looking statements and projections made by third parties included in this Presentation are not adopted by the Company and the Company is not responsible for such third party statements and projections.

Company Overview



State-of-the-Art Plant
at Kashipur, Uttarakhand



60,000 TPA Pipe &
Fittings Capacity



One of the top players in
Northern India



500 + Strong Dealer &
Distributor Network



14,400 TPA Flexible
Packaging Capacity



476 Cr. Revenue in
FY21, up by 24%



19% ROE in FY21



Positive Cash Flows
and Net Debt Free

Business Strengths....

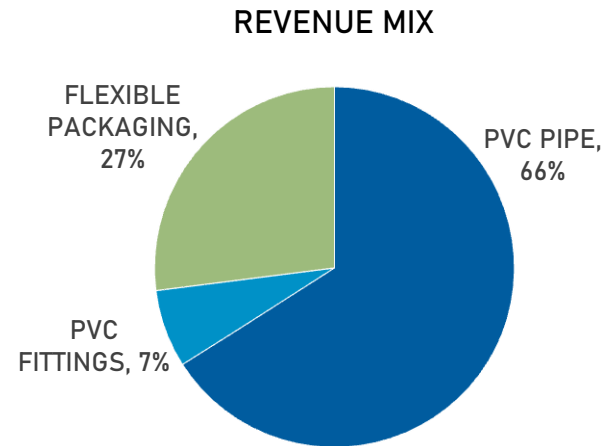




Highlights FY2021

Year Ended March, 2021

- Revenue - INR 476 Crores, up by 24%
- EBITDA - INR 61 Crores, up by 43%
- Profit After Tax - INR 36 Crores, up by 44%

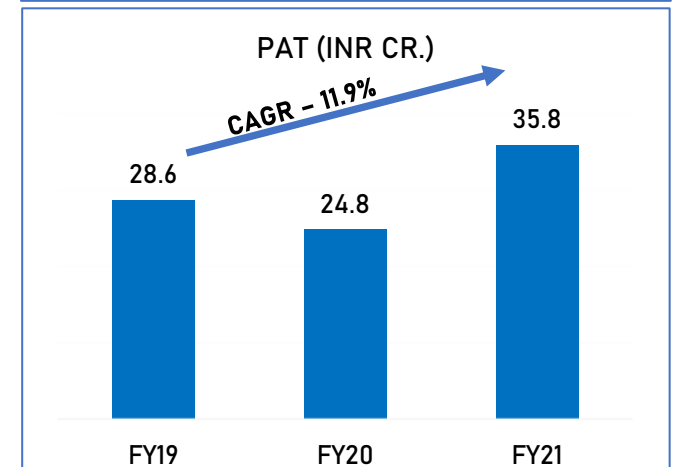
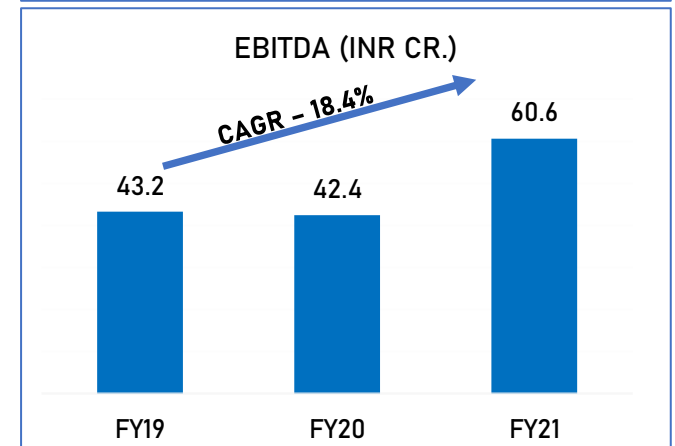
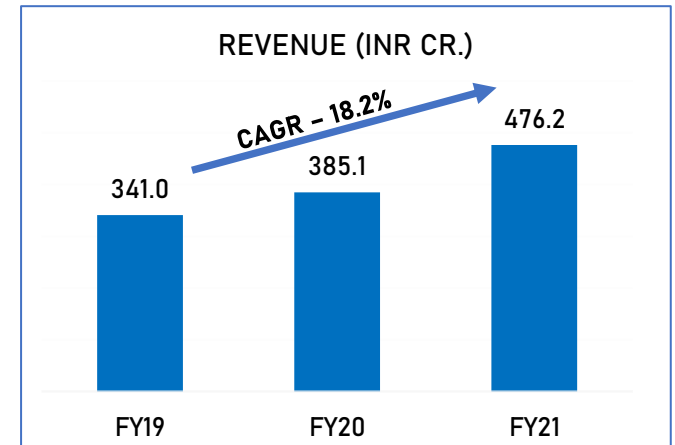


Pipes & Fittings Division

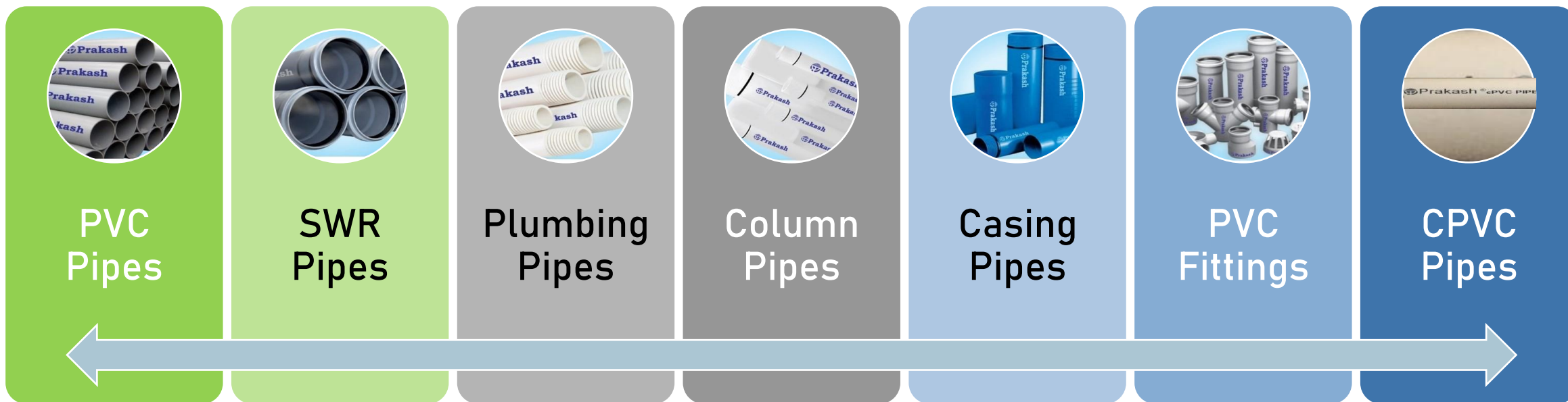
- Added Chlorinated Polyvinyl Chloride (CPVC) Pipes & Fittings in the product range
- Installed 8 new Moulding machines to expand the Fittings range

Flexible Packaging Division

- Sales volume grew to 7036 MT, up by 118%
- Expanded capacity by 50% by commissioning 3rd Printing Machine
- Commissioned Rotogravure Cylinder plant as a step towards backward integration

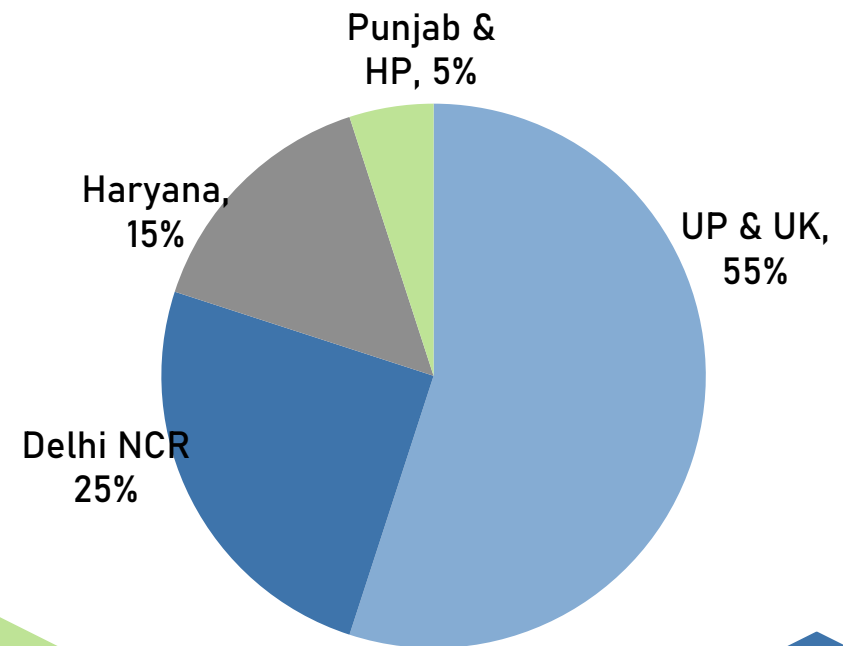
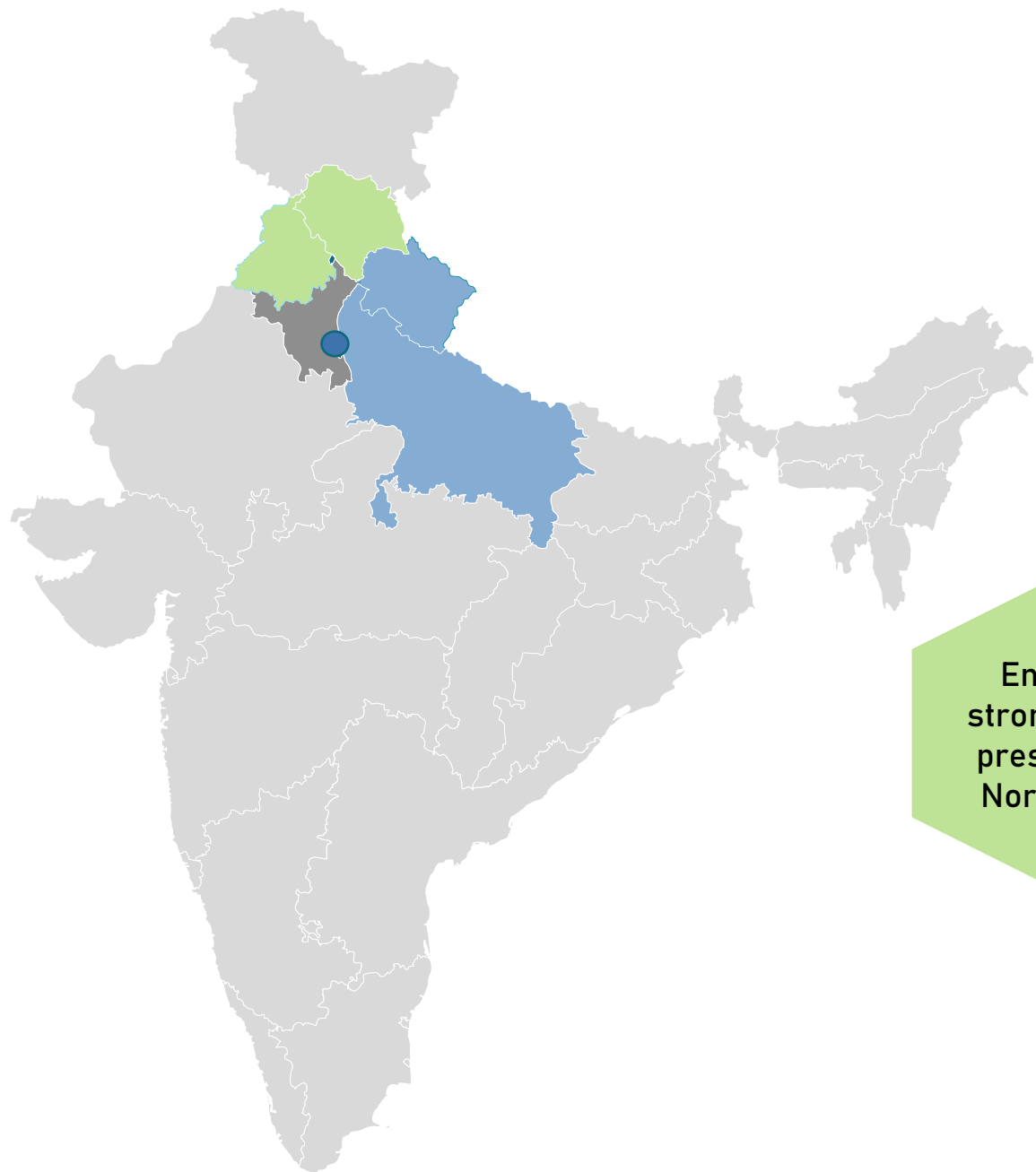


Product Portfolio – Pipes & Fittings





Our Footprints – Geographical Contribution Mix



Enjoying strong brand presence in North India

Focused on penetrating newer markets

Extensive dealer network

In house fleet of trucks for better logistics

Product Applications - Pipes & Fittings



Agriculture

UPVC Pipes
Casing Pipes
Column Pipes
Fittings



Construction

SWR Pipes
Plumbing Pipes
Column Pipes
CPVC & UPVC Pipes
Fittings



Water Management

CPVC Pipes
UPVC Pipes
Fittings

Key Growth Drivers – Pipes & Fittings



Har Ghar Jal
Jal Jeevan Mission

Union Budget 2021-22 allocates Rs. 550 bn for providing tap water connection to every RURAL household by 2024 and Rs. 2.87 trn for 28.6 million URBAN households in next 5 years




PM Krishi Sinchayee Yojana for extending the coverage of irrigation “Har Khet ko Pani” and improving water use efficiency “More Crop Per Drop”



Pradhan Mantri
Awaas Yojana
Housing for All

Pradhan Mantri Awaas Yojana for providing Housing for All by 2022



Big opportunity for organized manufacturers with ongoing industry consolidation in plastics sector post COVID-19

Flexible Packaging – Product Offerings

The state of art Packaging plant at Kashipur, Uttarakhand provides technologically superior and sustainable packaging solutions:

Flexible Packaging Laminates & Pre-fabricated Pouches

Printing Inks

Rotogravure Cylinders

Blown PE Films



ISO 22000: 2005, ISO 9001: 2015 & BRC 'A' Grade Certified Plant

Flexible Packaging – Applications

FMCG
FAST-MOVING CONSUMER GOODS

Shampoo &
Conditioners

Soaps & detergents

Vegetable Oils

Tea & Coffee

Juices & Drinks

Confectionery

Aromatic Oils

FOOD

Chips

Biscuits

Noodles

Frozen Food

Sugar

Dairy Products

Cereals & Spices

**INFRASTRUCTURE
& OTHERS**

Motor Oil & Lubricants

Paints

Fertilizers

Pharmaceuticals

Contraceptives

Cement

Adhesives

Key Growth Drivers – Flexible Packaging



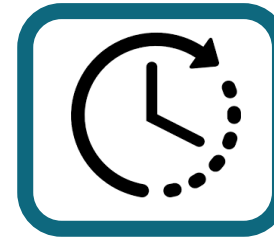
Overall growing population



Rising organized retail chains



Smaller households & nuclear families



Better shelf life



Environment friendly and recyclable



Tool for brand building



Health and hygiene awareness



Light weight & convenient

Flexible Packaging – Key Clientele

PATANJALI

Devarpan
Namkeen & Snacks

CG CHAUDHARY GROUP
Touching life everyday

EURO

KRBL Limited

BIKANO

Huhtamaki - PPL

CORNITOS

Anmol
Yours Tastefully



Cream Bell

HAVELLS

MADHUSUDAN

Mrs. Bector's
CREMICA
SINCE 1978

Farmer Fresh

PRAN

ODAT
FOOD & BEVERAGE PVT. LTD.

Shyam-G
Delicious & Tasty Snacks

NUTRA
FOODS & BEVERAGES

BIKAJI
ASLEE BIKANERI

ORGANIC INDIA

FOOD
GUPTAJI
PARK

Panchwati

Bambino

OS
SPICES
Conquer the world

CHITTCORE
SINCE-1955
Namkeenz

Aakriti
Close to your heart

TASTILO
NACHO CHIPS

EMS

among others...

Profitability Highlights

(Rs. Crores)

Particulars	CAGR	FY21	FY20	FY19
Revenue	18.2%	476.2	385.1	341.0
Other Income		2.1	4.1	4.6
Total Income		478.3	389.2	345.6
EBITDA	18.4%	60.6	42.4	43.2
<i>EBITDA margin (%)</i>		<i>12.7%</i>	<i>10.9%</i>	<i>12.5%</i>
Depreciation		8.4	6.5	4.7
Interest		1.5	1.6	0.2
Profit Before Tax	15.2%	50.8	34.3	38.3
Income Tax		15	9.5	9.7
Profit After Tax	11.9%	35.8	24.8	28.6
<i>PAT margin (%)</i>		<i>7.5%</i>	<i>6.4%</i>	<i>8.3%</i>
EPS (basic) (in Rs.)		17.08	12.12	13.98
Sales Volume (MTPA)		FY21	FY20	FY19
Pipes & Fittings		36,333	43,305	42,012
Flexible Packaging		7,036	3,227	316

Balance Sheet Highlights

(Rs. Crores)

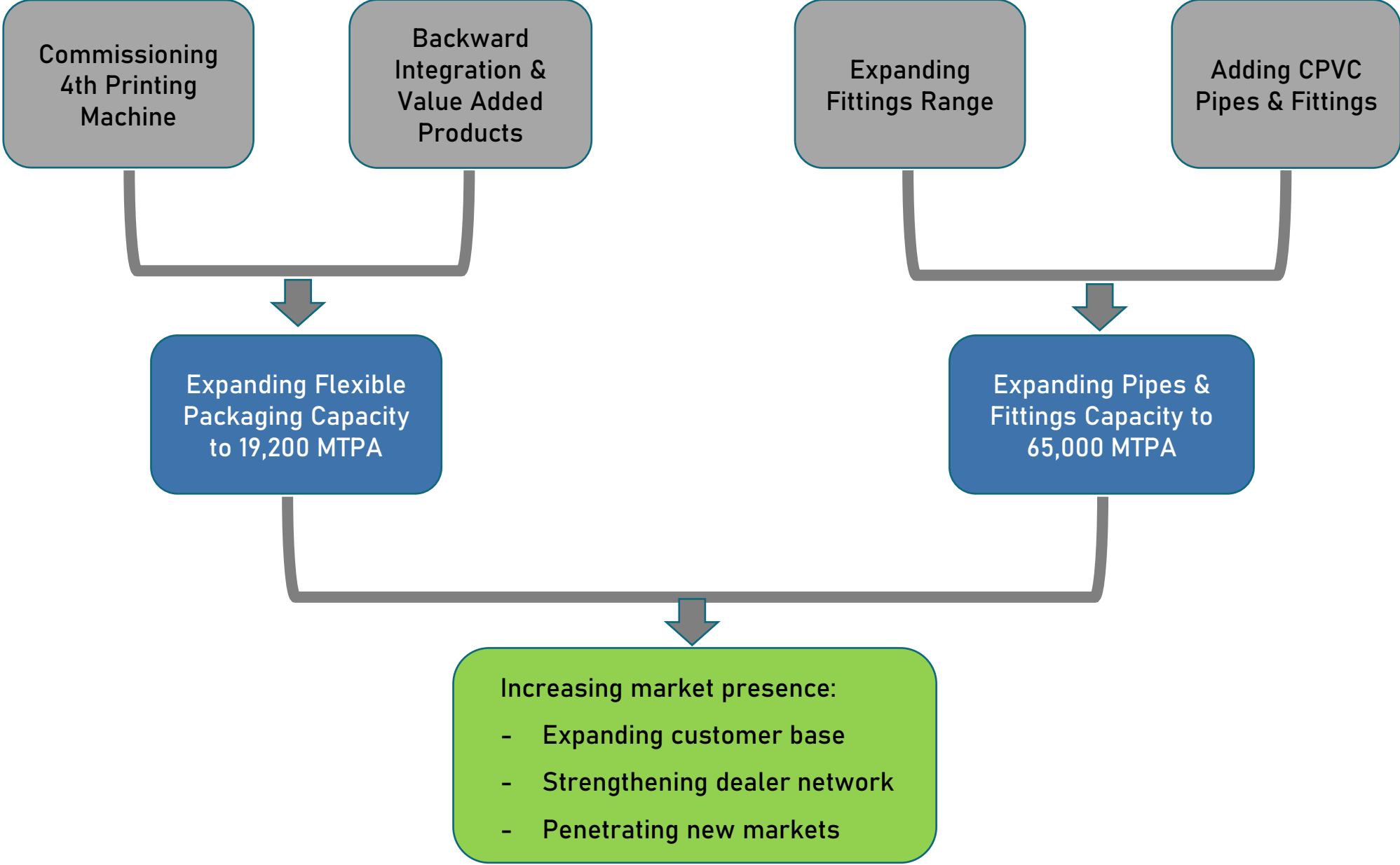
Equities & Liabilities	Mar-21	Mar-20
Equity	191.6	132.3
Debt	1.4	5.1
Non Current Liabilities	2.9	2.4
Current Liabilities	45.6	39.0
Total Equities & Liabilities	241.5	178.8

Key Ratios	Mar-21	Mar-20
Book value per share	Rs. 80.1	Rs. 64.8
ROE	19%	19%
Current Ratio	3:1	2.3:1
Total Debt/Equity Ratio	0.01	0.04

Assets	Mar-21	Mar-20
Non Current Assets		
Fixed Assets	77.6	54.8
Other Non Current Assets	24.3	25.5
Current Assets		
Inventories	55.1	29.6
Trade Receivables	44.2	43.2
Cash & Bank Balances	32.4	11.8
Other Financial Assets	3.0	6.7
Other Current Assets	4.9	7.2
Total Assets	241.5	178.8



Future Outlook....



Corporate Social Responsibility

Corporate Social Responsibility (CSR) has been integral part of the Prakash Group of Companies since inception.

Following are the broad areas of the initiatives:

- Supported the district administration to combat COVID-19 pandemic by supplying oxygen concentrators, ventilators, medicines and PPE kits to the Government Hospitals
- Providing safe drinking water facilities
- Conducting training programs for promotion of vocational skills
- Measures for reducing inequalities
- Ensuring environment sustainability
- Promotion and development of traditional arts
- Training to rural sports
- Mid-day meal scheme





*Thank
You*

For more information:
Visit www.prakashplastics.in
or write to pplho@prakash.com