

Ref: STL/REG-30/BSE/NSE/2019-2020/70

13th August, 2020

To,
Department of Corporate Services,
BSE Limited
Phiroze Jeejeebhoy Towers, Dalal Street,
Mumbai – 400 001

To,
Listing Department,
National Stock Exchange of India Limited
C-1, G-Block, Bandra-Kurla Complex
Bandra, (E), Mumbai – 400 0051

BSE Code: 541163; NSE: SANDHAR

Sub: Intimation to Stock Exchange - Investor Presentation in connection with Un-Audited Standalone & Consolidated Financial Results for the quarter ended 30th June, 2020.

Dear Sir/Madam,

Pursuant to Regulation 30 of Securities and Exchange Board of India (Listing Obligations and Disclosure Requirements) Regulations, 2015, please find enclosed herewith the copy of Investor Presentation in connection with Un-Audited Standalone & Consolidated Financial Results for the quarter ended 30th June, 2020.

Kindly take the above on your record.

Thanking you,

Yours faithfully,

For Sandhar Technologies Limited



Subhi Gupta
Company Secretary &
Compliance Officer (Interim)
Membership Number: 44467

Encl: As above

Sandhar Technologies Limited

This presentation and the accompanying slides (the “Presentation”), which have been prepared by Sandhar Technologies Ltd. (the “Company”), have been prepared solely for information purposes and do not constitute any offer, recommendation or invitation to purchase or subscribe for any securities, and shall not form the basis or be relied on in connection with any contract or binding commitment whatsoever. No offering of securities of the Company will be made except by means of a statutory offering document containing detailed information about the Company.

This Presentation has been prepared by the Company based on information and data which the Company considers reliable, but the Company makes no representation or warranty, express or implied, whatsoever, and no reliance shall be placed on, the truth, accuracy, completeness, fairness and reasonableness of the contents of this Presentation. This Presentation may not be all inclusive and may not contain all of the information that you may consider material. Any liability in respect of the contents of, or any omission from, this Presentation is expressly excluded. Certain matters discussed in this Presentation may contain statements regarding the Company’s market opportunity and business prospects that are individually and collectively forward-looking statements. Such forward looking statements are not guarantees of future performance and are subject to known and unknown risks, uncertainties and assumptions that are difficult to predict. These risks and uncertainties include, but are not limited to, the performance of the Indian economy and of the economies of various international markets, the performance of the tire industry in India and world-wide, competition, the company’s ability to successfully implement its strategy, the Company’s future levels of growth and expansion, technological implementation, changes and advancements, changes in revenue, income or cash flows, the Company’s market preferences and its exposure to market risks, as well as other risks. The Company’s actual results, levels of activity, performance or achievements could differ materially and adversely from results expressed in or implied by this Presentation. The Company assumes no obligation to update any forward-looking information contained in this Presentation. Any forward-looking statements and projections made by third parties included in this Presentation are not adopted by the Company and the Company is not responsible for such third party statements and projections.



SANDHAR TECHNOLOGIES LIMITED
INVESTORS' PRESENTATION
Quarter I FY 20-21 Performance

Sandhar Technologies – Footprint





Incorporated in 1987 by a first generation entrepreneur, supported by a qualified management team



Customer-centric component supplier, largely focused on vehicular safety and security systems with a pan-India presence and growing international footprint



80+ Indian and global automotive OEM customers with leading names like Honda, TVS, Tata Motors, Hero – shares relationship with Hero for 30+ years



20+ product categories catering to various industry segments with leadership position in core products and focus on increasing customer spend per vehicle; Among largest supplier of Locks, Mirrors and OHV cabins in India and Al. spools in Europe



41 manufacturing facilities in India including JVs and subsidiaries, 2 in Spain, 1 in Mexico



Scalable business model with high technological capabilities through in-house R&D, global tie-ups and acquisitions

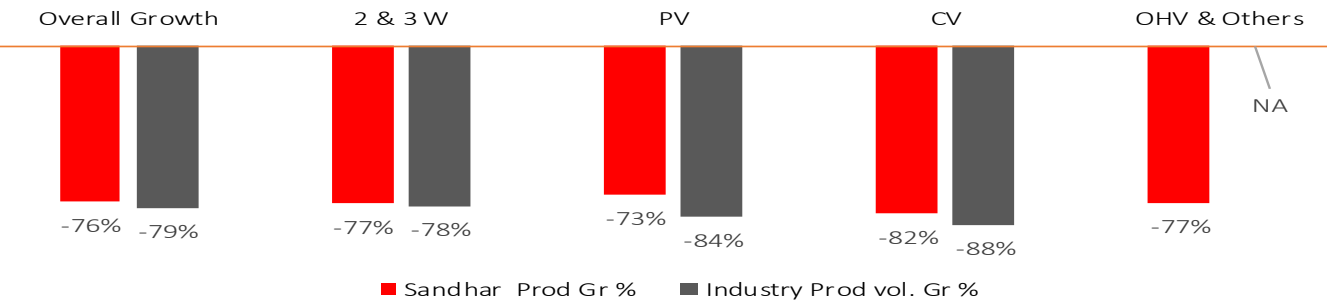
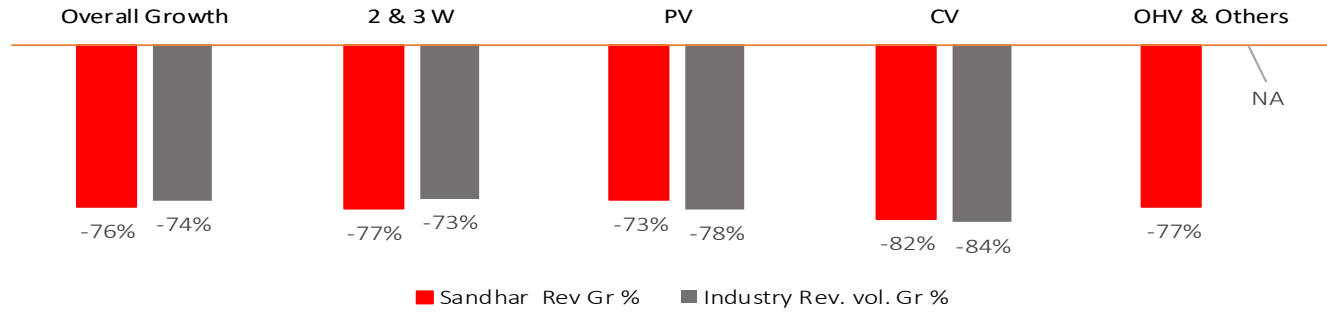


FY 20 consolidated revenue of INR 1953 Crs, EBITDA of INR 206.42 Crs and PAT of INR 57 Crs - India business drives most of it



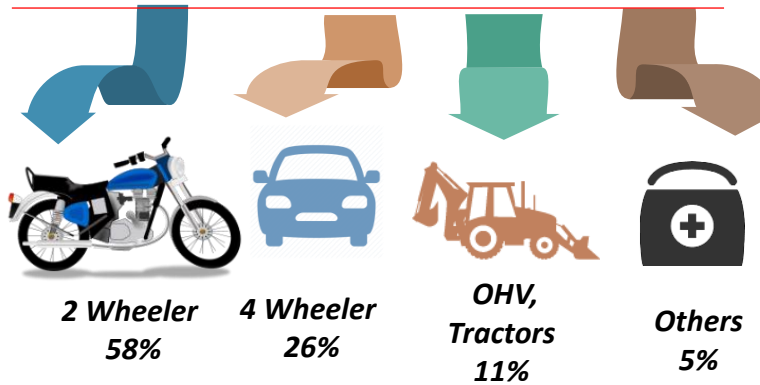
Backed by two PE investors in last 12 years – Actis Group in FY06 and GTI Capital in FY12 and got listed in 2018

Sandhar Vs. Industry

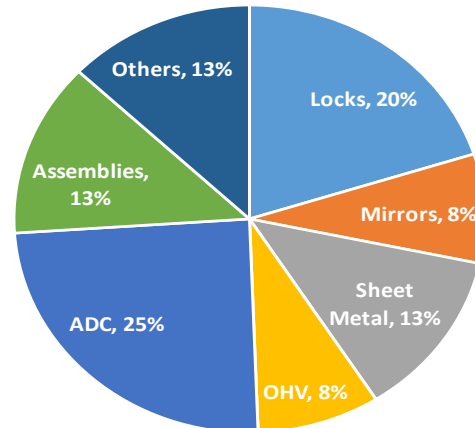


Customer	OEM Gr %	STL Gr %	Pie
Hero	-69%	-75%	28%
TVS	-77%	-78%	23%
BOSCH	NA	-63%	7%
JCB	NA	-79%	5%
Autoliv	NA	-52%	5%
TRW	NA	-71%	5%
ROYAL ENFIELD	-69%	-79%	4%
HONDA	-95%	-96%	1%
TATA HITACHI Reliable solutions	NA	-94%	1%
TATA	-89%	-84%	1%
HONDA	-81%	-98%	0%

Segment wise Revenue Pie

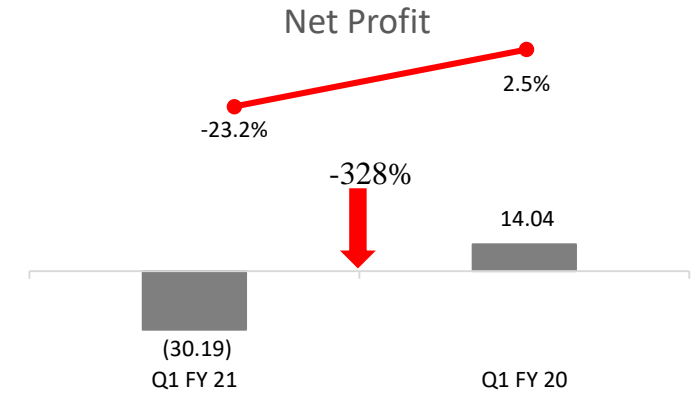
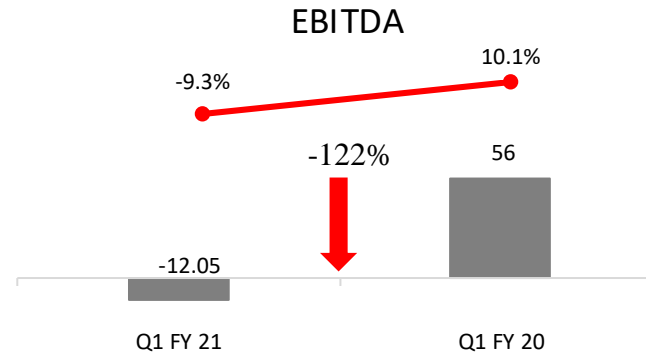
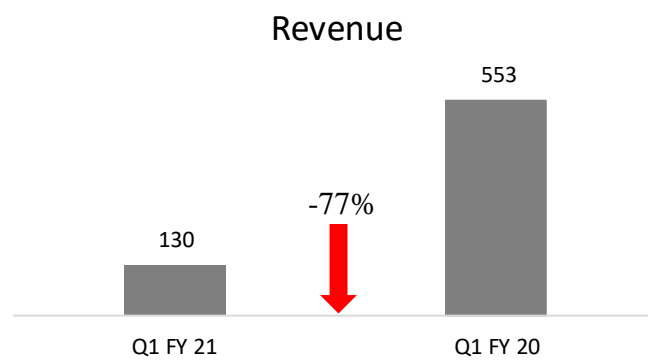


Product wise Revenue Pie

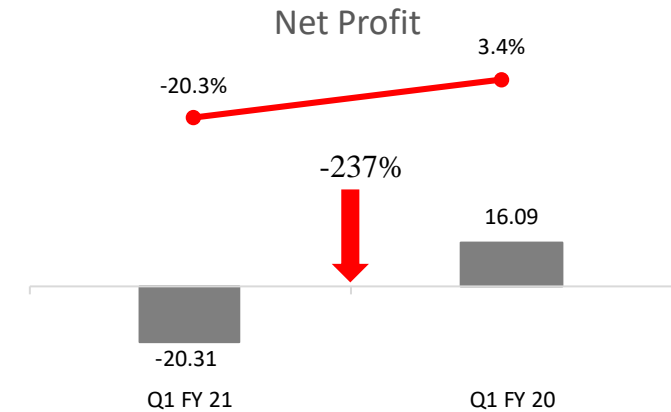
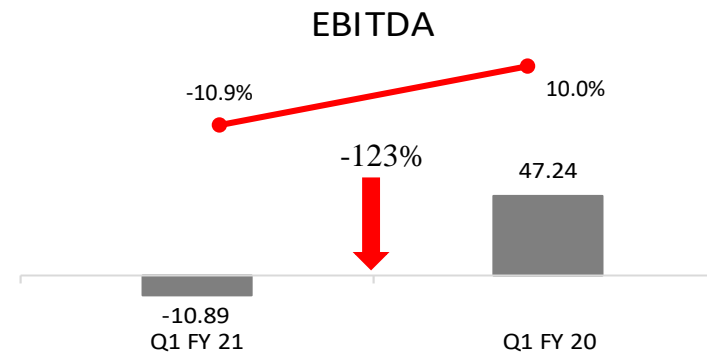
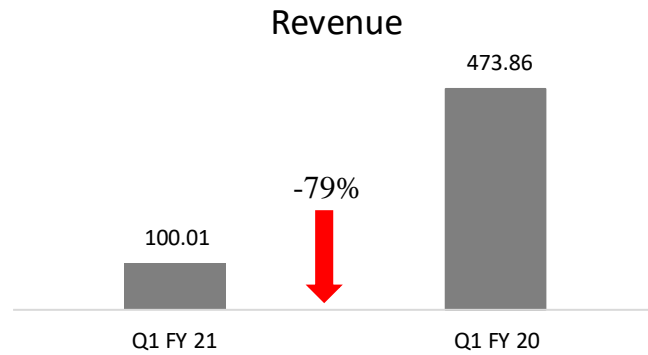


Q1 FY 20-21 (YoY) Financial Performance (INR Crs)

Consolidated



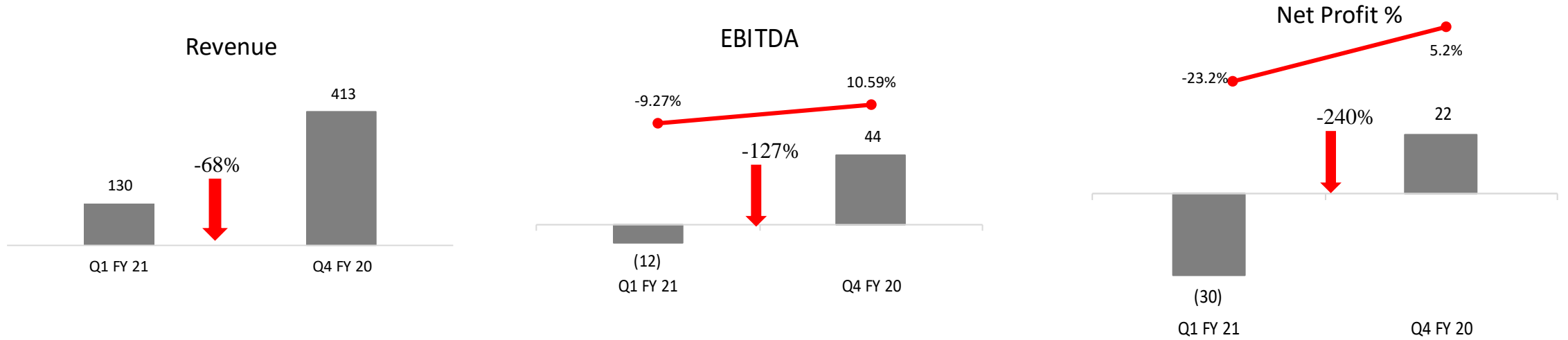
Standalone



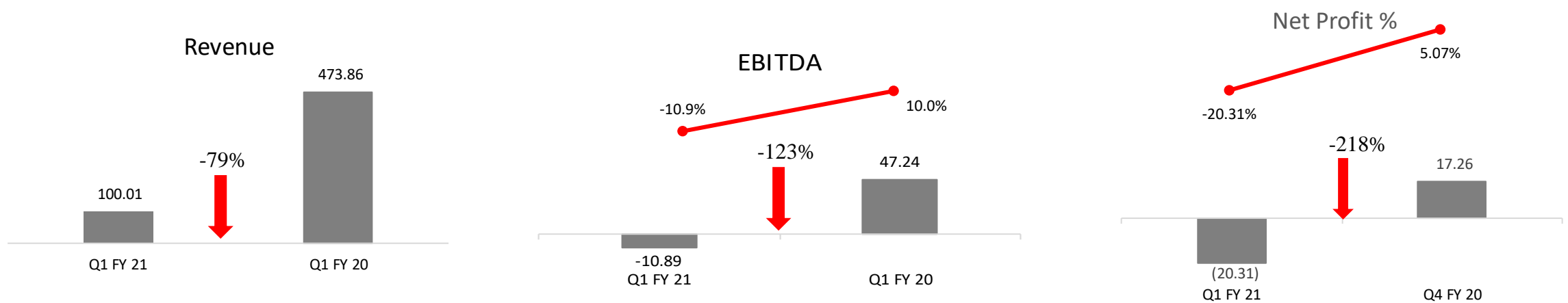
- Consolidated Revenue declined is in line with 2W, 4W and OHV production decline due to lock down.
- EBITDA declined due to fixed expenses of Rs 21Crs in first two months and loss of Revenue.
- Net Profit declined majorly on account of depreciation of Rs.15 Crs in first two months along with major loss in revenue.

Q1 FY 20-21 (QoQ) Financial Performance (INR Crs)

Consolidated



Standalone

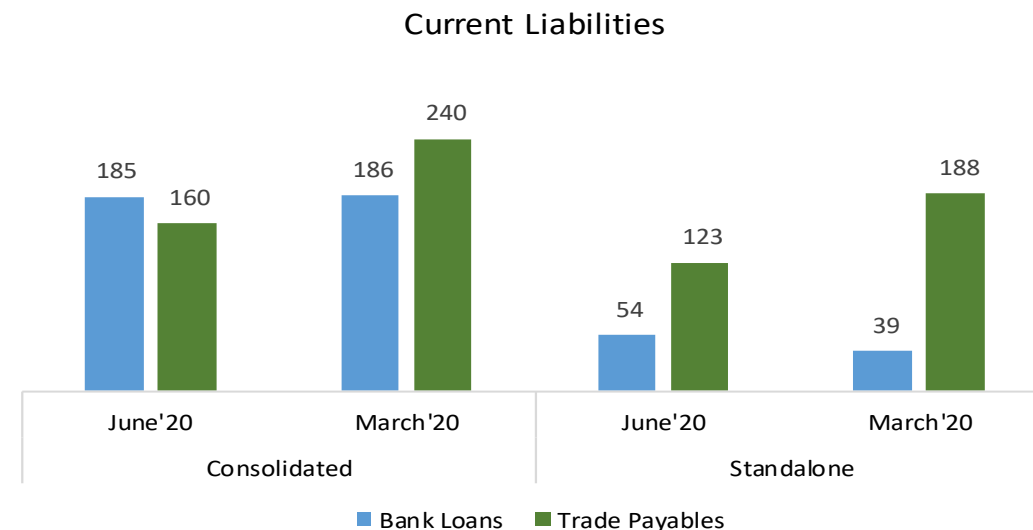
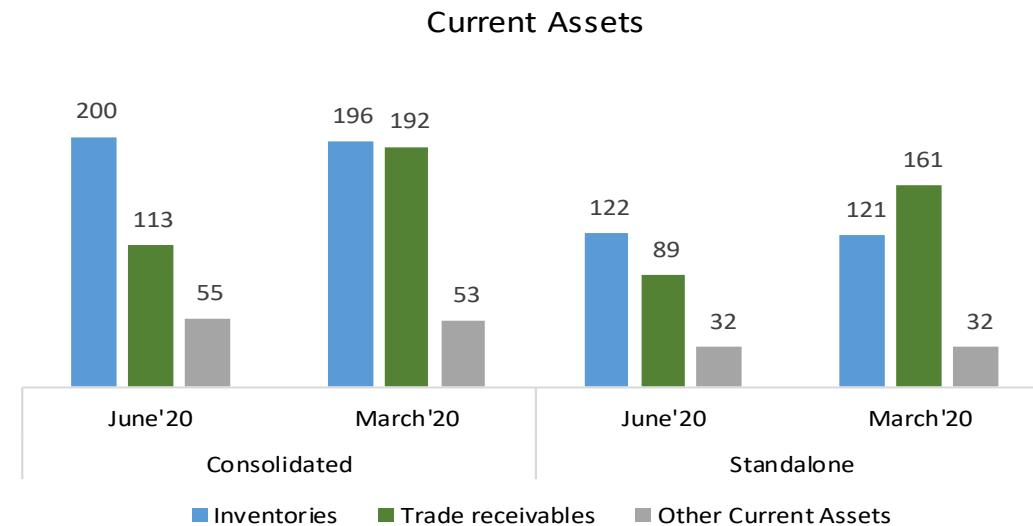


Profit and Loss as on 30th June 2020 (INR Crs)

Particulars	Consolidated			Standalone		
	Q1FY21	Q4FY20	Q1FY20	Q1FY21	Q4FY20	Q1FY20
Revenue	129.99	413.48	553.02	100.01	340.14	473.86
Expenses:						
Cost of materials consumed	67.46	219.23	319.04	60.01	202.26	300.78
Changes in inventories	1.39	5.04	5.10	4.26	2.87	3.49
Employee benefits expense	41.46	68.36	77.57	29.88	51.25	60.82
Finance costs	3.06	4.73	5.61	1.42	2.53	3.62
Depreciation expense	21.54	24.55	24.58	15.55	18.54	19.17
Other expenses	31.73	77.08	95.38	16.73	50.66	61.52
Total expenses	166.64	398.99	527.28	127.85	328.12	449.41
Profit/(Loss) from operations before exceptional item	(36.65)	14.50	25.74	(27.85)	12.02	24.45
Share of (profit)/loss of joint ventures	3.46	(0.07)	3.13	-	-	-
Profit before Tax	(40.11)	14.57	22.61	(27.85)	12.02	24.45
Total tax expenses	(8.98)	2.46	8.68	(7.03)	2.66	8.20
Net profit/(Loss)	(31.13)	12.11	13.93	(20.82)	9.36	16.26
Other comprehensive income	0.94	9.46	0.11	0.51	7.89	(0.16)
Total comprehensive income	(30.19)	21.57	14.04	(20.31)	17.26	16.09
Basic EPS	(5.17)	2.01	2.31	(3.46)	1.55	2.70
Diluted EPS	(5.17)	2.01	2.31	(3.46)	1.55	2.70

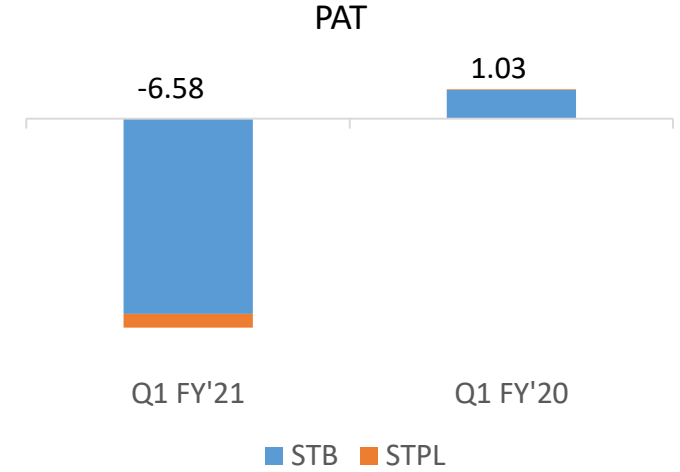
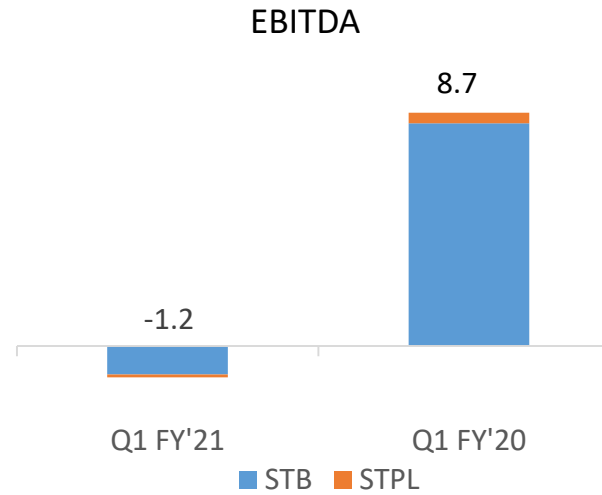
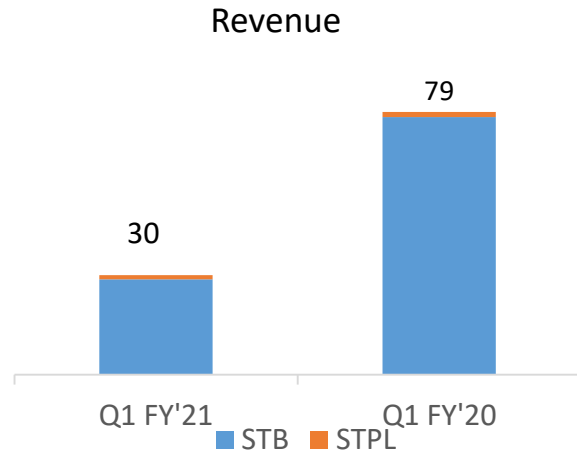
Balance Sheet as on 30th June 2020 (INR Crs)

Particulars	Consolidated		Standalone	
	June'20	March'20	June'20	March'20
Application of Funds				
Gross Fixed assets	1,165.29	1,155.35	855.26	852.56
Less: Acc. Depreciation	312.58	291.04	244.59	229.09
Net Fixed assets	852.71	864.31	610.67	623.47
Non-current investments	43.90	45.02	93.58	91.24
Other non-current assets	23.91	15.59	21.22	13.39
Inventories	200.02	195.69	122.45	121.00
Trade receivables	112.82	191.88	89.41	160.84
Other Current Assets	54.84	53.39	32.11	32.17
Total Application of Funds	1,288.20	1,365.89	969.44	1,042.11
Sources of Funds				
Share capital	60.19	60.19	60.19	60.19
Reserves and surplus	672.19	702.26	677.05	697.36
Shareholders' Funds	732.38	762.45	737.24	757.55
Minority Interest	3.51	3.63	-	-
Long Term Secured Loans	47.06	9.21	0.14	0.24
Other Non-current liabilities	89.57	91.67	19.02	19.83
Short Term Loans	184.91	185.80	53.52	38.67
Current liabilities & Provisions	230.77	313.14	159.52	225.83
Total Sources of Funds	1,288.20	1,365.89	969.44	1,042.11

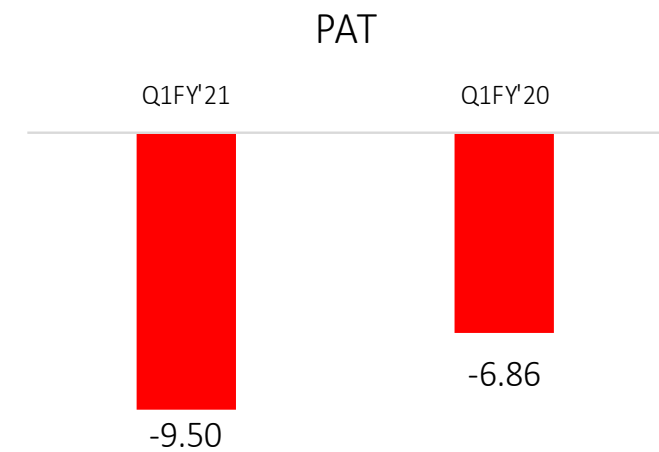
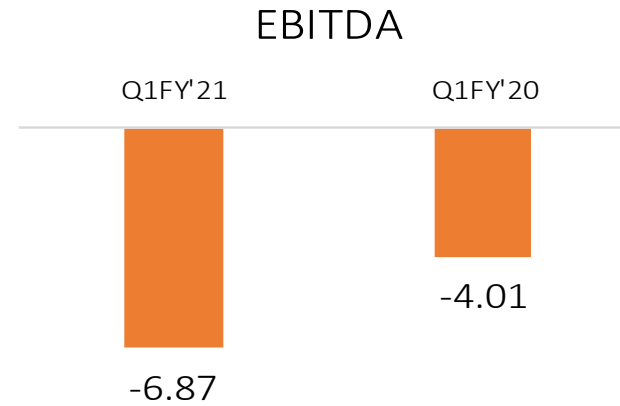
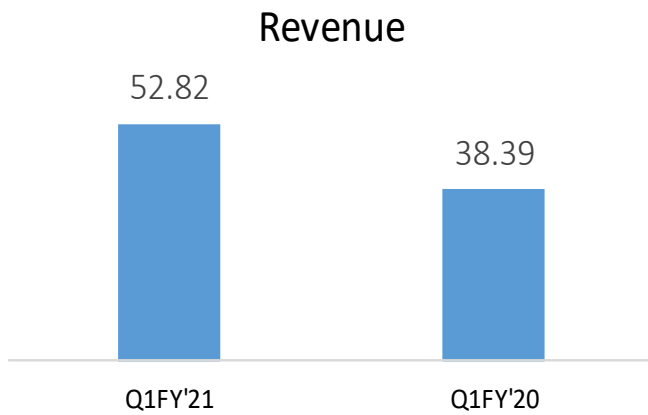


Subsidiaries & JV Performance (INR Crs)

Subsidiaries (STB Consol and STPL)



Joint Ventures (50% share)



THANK YOU

For Further information, please contact :
Sandhar Technologies Limited
CIN: L74999DL1987PLC029553
Email : Investors@sandhar.in
www.sandhargroup.com