

August 26, 2020

Listing Department
BSE Limited

P J Towers, Dalal Street, Fort,
Mumbai-400001

Code: 532321

Listing Department

National Stock Exchange of India Limited

Exchange Plaza, Bandra Kurla Complex,
Bandra (E),
Mumbai-400051

Code: CADILAHC

Re.: Investor Presentation

Dear Sir / Madam,

Please find enclosed the investor presentation to be made to select investors through virtual mode on Thursday August 27, 2020 in Motilal Oswal 16th Annual Global Investor Conference.

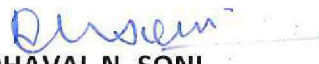
Please bring the above information to the knowledge of investors at large.

The said presentation is being uploaded on the website of the Company.

Thanking you,

Yours faithfully,

For, **CADILA HEALTHCARE LIMITED**


DHAVAL N. SONI
COMPANY SECRETARY



Encl.: As above

CEO Track - Motilal Oswal 16th Annual Global Investor Conference 2020



Innovation : Avoid At Your Own Risk

Dr. Sharvil Patel | MD, Cadila Healthcare Ltd.



Context

1

Why do we need Innovation?

2

Product Innovations at Zydus

3

Process Innovations at Zydus

4

Zydus : Current Stand



On the back of its process innovation, India is known as “Pharmacy of the world”



India : "Pharmacy of the World"...

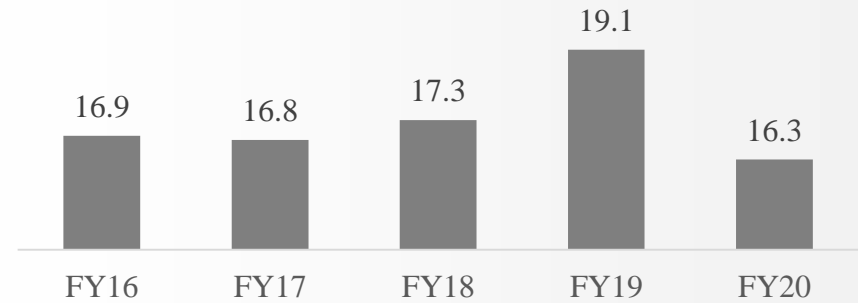
.... is the largest provider of generic drugs globally. Indian pharmaceutical sector supplies

>50% Global Demand of Vaccines

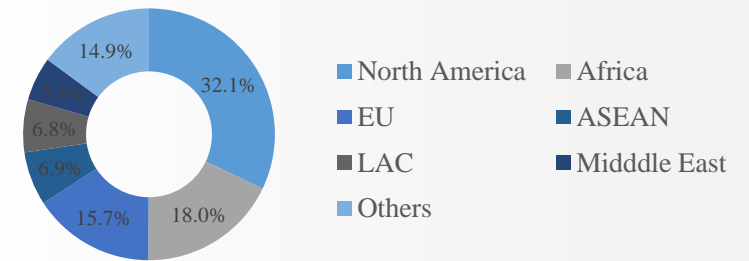
>40% Generic Demand of US Market

~25% All medicines in the UK

Pharma Exports from India (USD \$bn)



India's Major Export Destination FY20 (%)

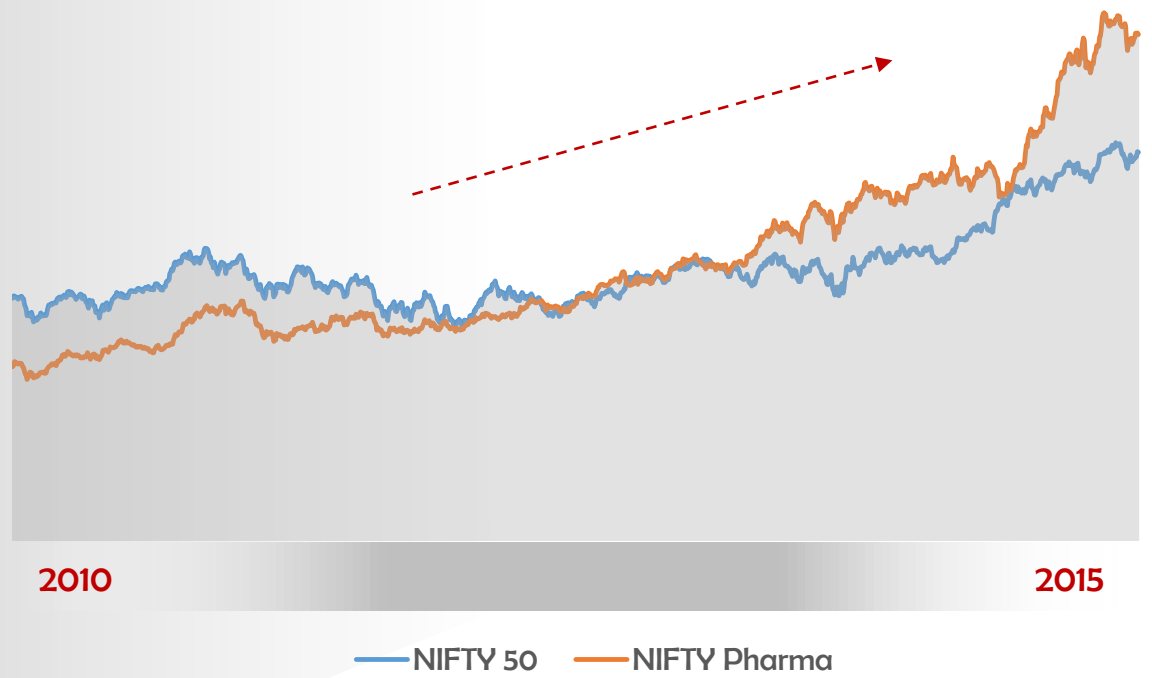


- India is among the top 10 formulation exporting countries in the world, 4th largest by volume and 10th largest by value



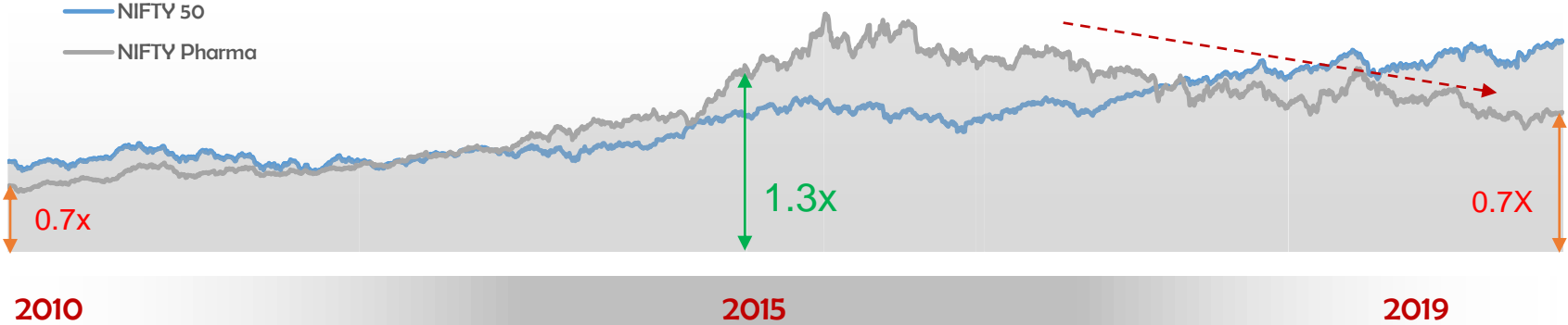
During 2010 to 2015, Indian Pharma index outperformed market...

2010-15
NIFTY 50 vs. NIFTY Pharma Index



...but in last few years, Pharma index has underperformed

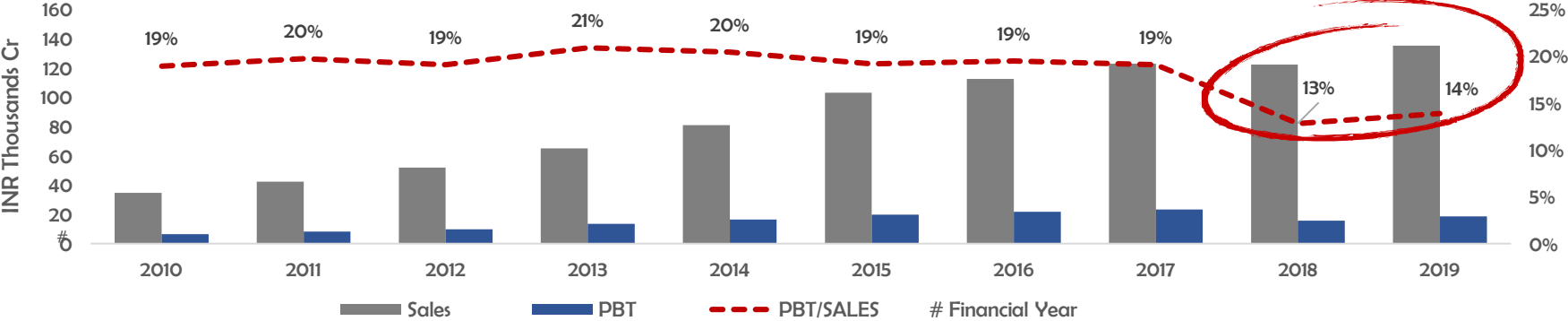
NIFTY Pharma Index vs. 2015-20 NIFTY 50 Index




Growth trajectory has slowed down owing to...

- Uncertain market conditions
- Stringent regulatory norms
- Pricing Pressure

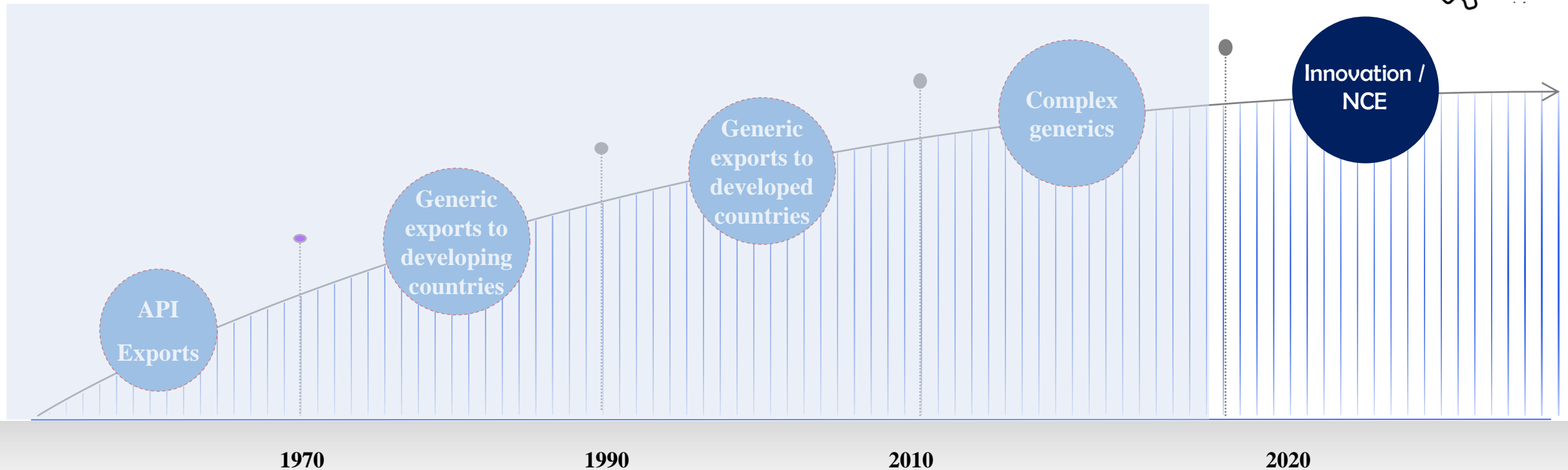
10 Leading Indian Pharma Company's Performance



While the challenges will persist.. we will need to find avenues to drive growth....

Innovation will be an essential ingredient in future growth recipes of Indian Pharma companies...

... the next growth leap is through stepping in innovative and research based drugs



Evolution of Indian Pharma Industry

Innovation will play a critical role in this journey and help augment industries contribution to Indian and global healthcare

Innovation can drive significant health and economic benefits for India

Reduce India's Disease burden

Development of drugs for India-specific ailments that do not get adequate global attention (e.g., drug-resistant infections like NDM-1, oral cavity cancer) to help reduce India's disease burden

Job creation

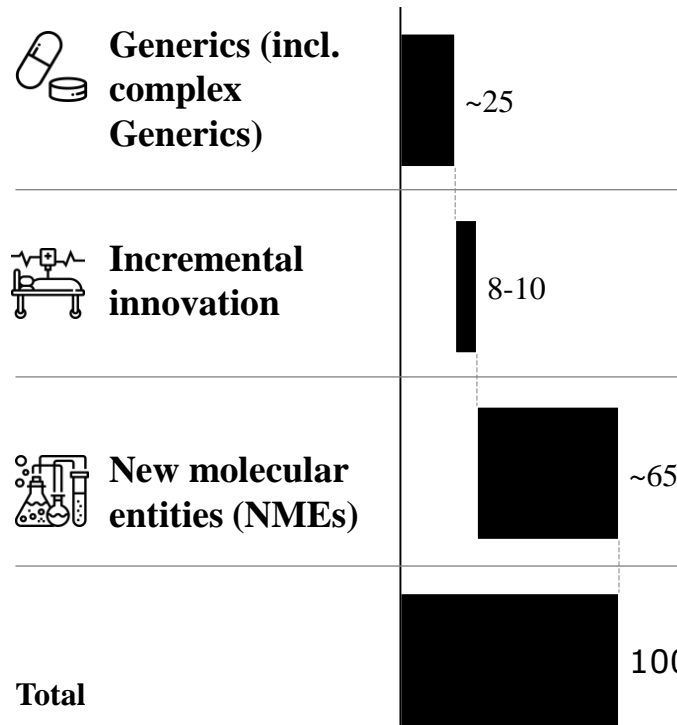
Create high-skilled, white collar jobs enabling differentiation vis-à-vis other developing economies

Increase in exports

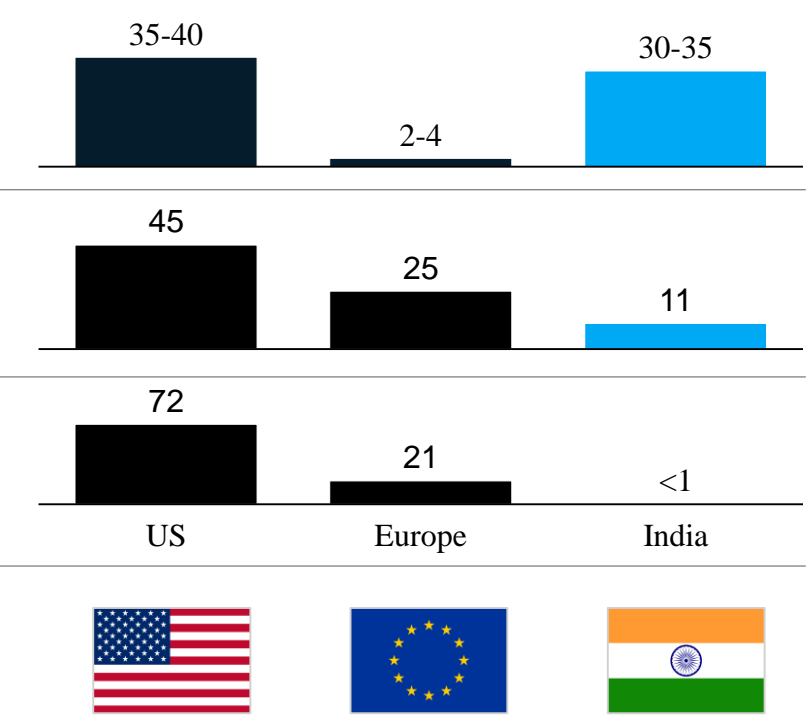
Contribute additional USD 10-12 Bn of exports every year for the economy from 2030

The industry needs to maintain its relevance by expanding into NME space that accounts for 2/3rd of global value pool and where India has small presence today

Pharma market value¹ Percent



Share of approvals 2015-18¹ Percent



Indian pharma industry has established its dominance in the generics space and now needs to move up the value chain to build a strong innovation ecosystem

Focus is required across five key building blocks to enable “innovation at scale” in India

- Significant room for improvement
- Room for improvement

Need for enabling regulations to spur innovation

Current regulatory landscape is fraught with multiple challenges including long undefined review timelines, low process visibility, multiple rounds of approvals, and low overall capacity

1



Augment funding and incentivization to drive innovation

Investment incentivization is currently weak, as a result of low private investment in the space, low overall funding by GoI (<\$1Bn) compared to global leaders (US is at ~\$50-60 Bn), and limited investor confidence in the innovation space

2



Requirement of dedicated ‘Innovation’ hubs with best-in-class infrastructure

‘Best in class’ infrastructure for innovation is currently limited and concentrated in a few nascent innovation hubs in the country

5



Policy landscape to encourage innovation at scale

The policy landscape has room for improvement, especially given high disparity between imports and exports, and non-alignment of R&D focus with disease burden in the country

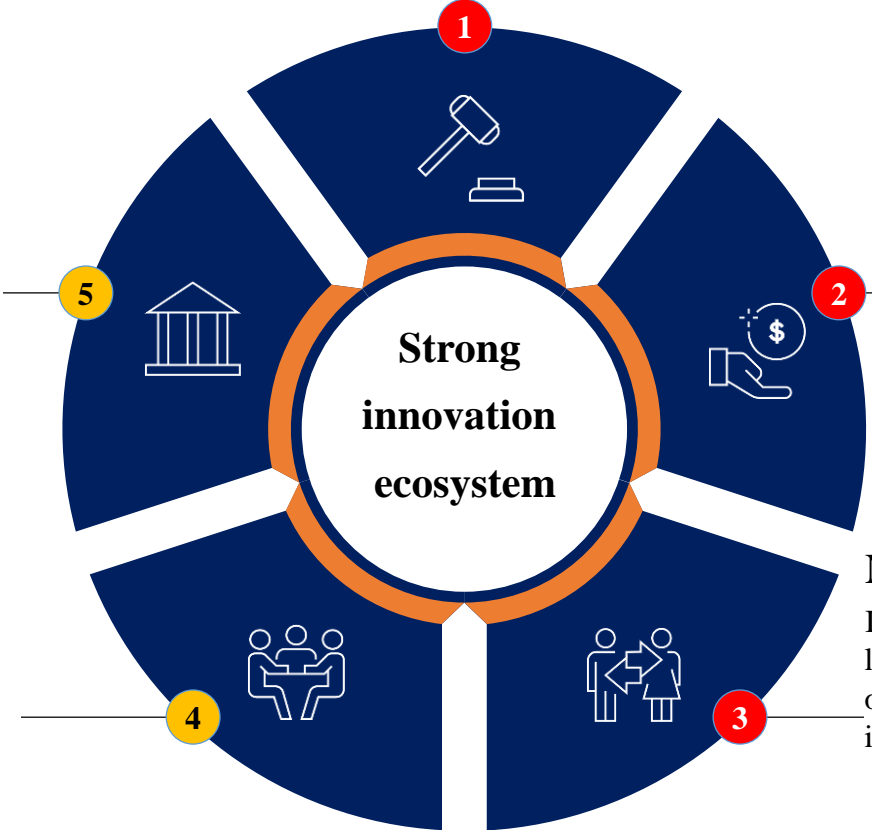
4



Need to improve industry academia linkages

Industry academia collaboration today is impeded by issues such as lack of high quality of infrastructure and talent, low industry orientation of research, and lack of accountability and trust (H index of India is 624 vs 2386 of US in relevant fields)

3



Context

1

Why do we need Innovation?

2

Product Innovations at Zydus

3

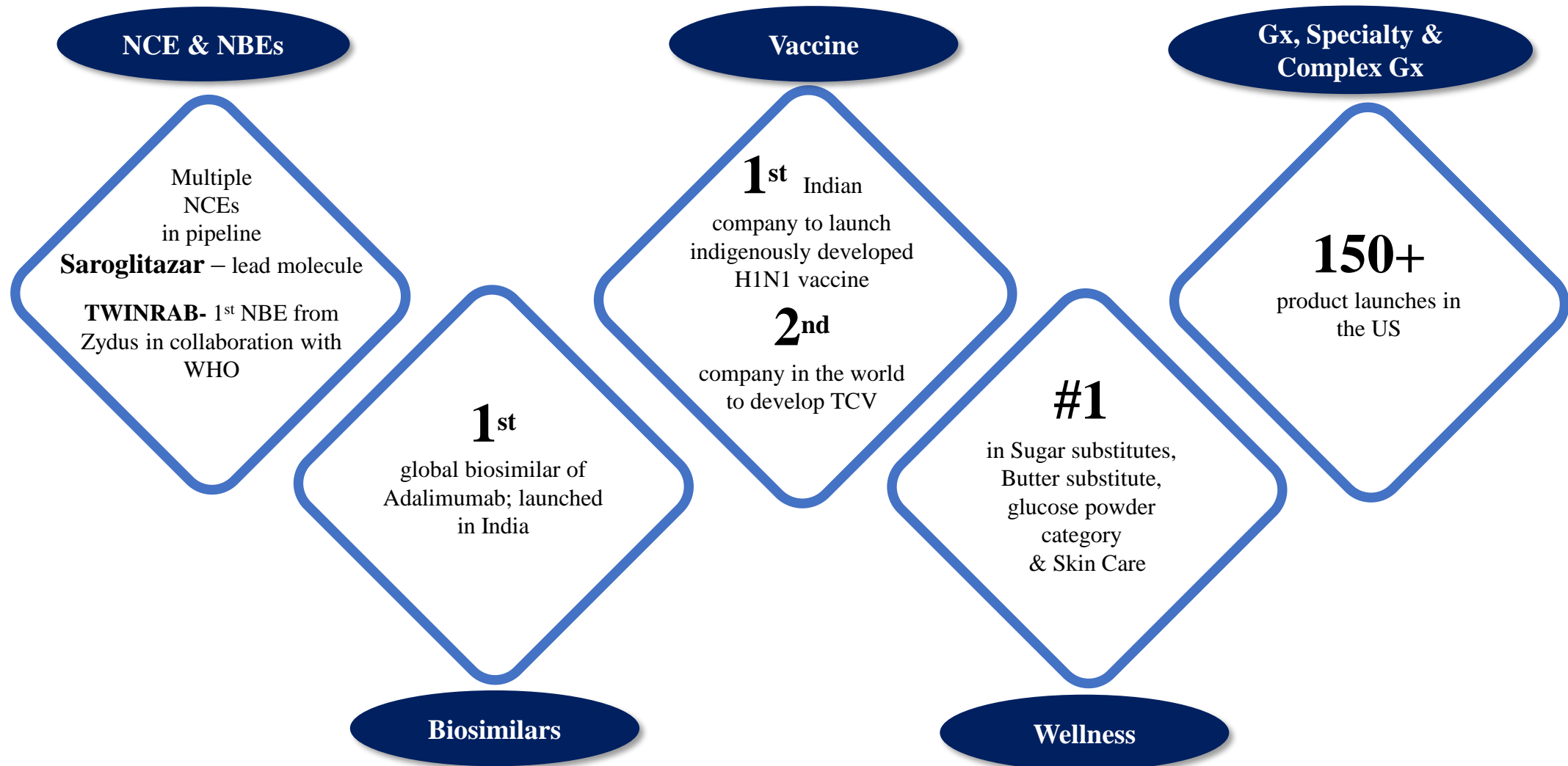
Process Innovations at Zydus

4

Zydus : Current Stand

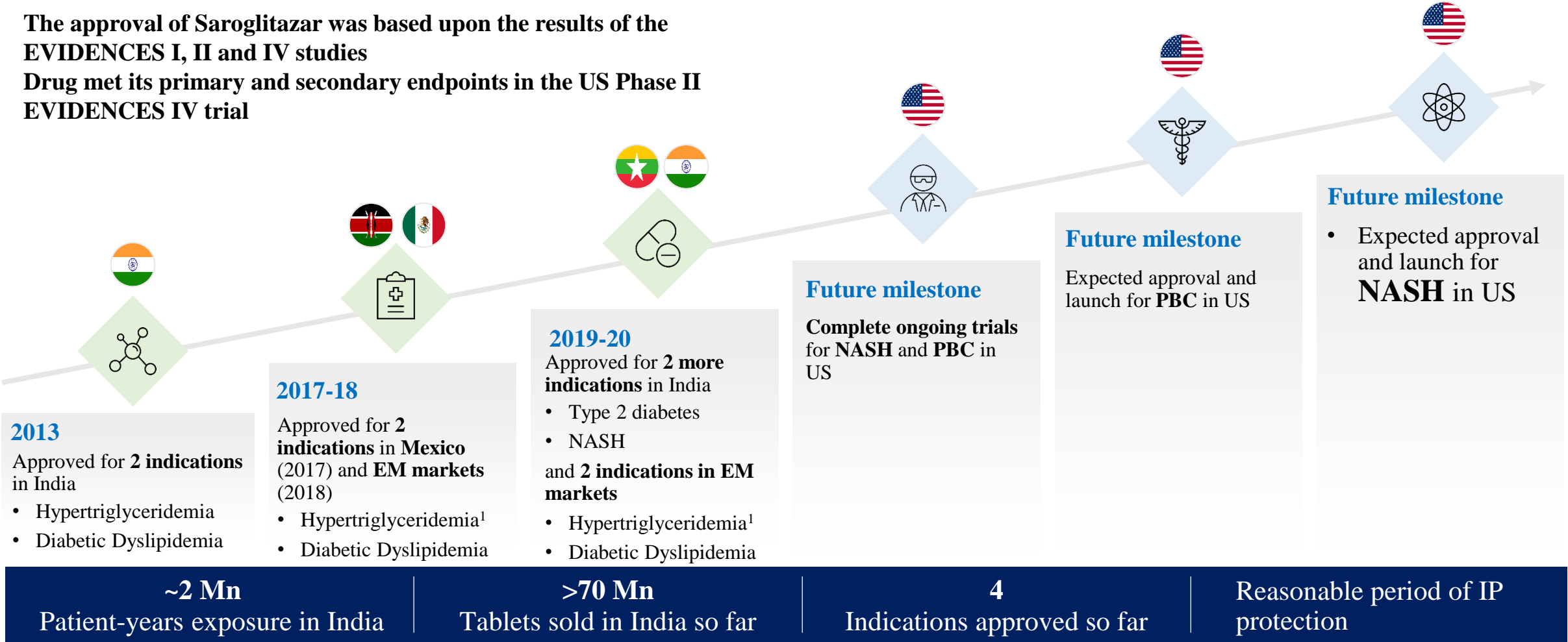


At Zydus, we aim to create healthier communities through our Innovation, making therapies accessible and bridging unmet needs



Saroglitazar is a novel drug with approvals for multiple emerging markets

- The approval of Saroglitazar was based upon the results of the EVIDENCES I, II and IV studies
- Drug met its primary and secondary endpoints in the US Phase II EVIDENCES IV trial



NASH medicines represent \$35 Bn market by 2030²

¹ Source: Internal data
² <https://www.cnbc.com/2018/12/21/the-35-billion-race-for-a-cure-for-a-liver-disease-that-affects-millions.html>

Zydus' Innovation engine is fueled by centers of excellence...



NCE / NBE Research



Biotech Research

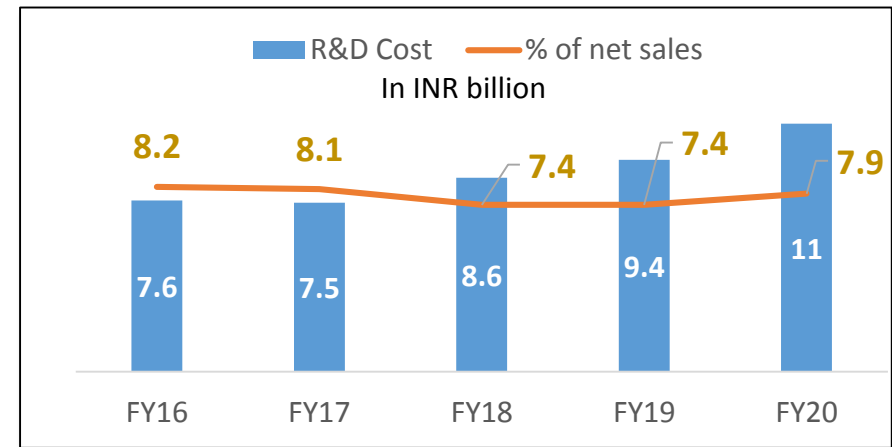


Formulation Development



Vaccines Research

Steady investments in R&D



1400+
Scientific Pool

NCEs & NBEs: Sustainable future growth drivers..

~275
Dedicated Scientists

4
NCEs in clinical development

10+
NCEs/NBEs in Pipeline

Focus Therapy Areas

- Pain
- Cancer
- Inflammation
- Infection
- Cardio-metabolic

Capabilities to do research from
“**Concept to First-in-man trials**” under one roof

NCEs Pipeline

Project	Target	Indication	Drug Discovery	Lead Optimization	Preclinical Dev.	IND	Phase I	Phase II	Phase III	NDA	Marketed
Desidustat	HIF-PH inhibitor	Anemia-CKD-ND/ D									
		COVID-19									
		Chemo ind. anemia									
ZRC-3278 / MMV 253	V-type H+ ATPase	Malaria (MMV)									
ZYBK2	HLA-DRB1 shared epitope	RA	Ongoing								

NBEs Pipeline

Product	Indication	Cloning	Process Dev.	Pre-Clinical	Regulatory Permission	Clinical Dev.	Market Auth.
TwinRab	Anti-Rabies Mab's						
ZRC-NB-3224	AMD						
ZRC-3297	Autoimmune						
ZRC-3298	Oncology						
ADC 2	Oncology						
ADC 3	Oncology						

Zydus aims to be a global player in the evolving Biosimilars Space

More than
18 years
of experience of biosimilars
development

A key
Growth Driver
for the India & Emerging Markets
Business

A portfolio of
10+
commercial biosimilars in Indian
Market

A team of
300+
scientists in R&D and
Manufacturing

Robust Infrastructure



- One of the largest installed and running **State-of-the-art biologics manufacturing** plant in Asia for **monoclonal antibodies***
- End to End biosimilar development capabilities

Product Portfolio & Addressable Opportunity

Global Biologics Market
~ \$ 255 Bn

Our Portfolio
targets 21
products worth
~ \$ 65 Bn Sales
in 2019

Leading Brands



- In last few years we have launched a number of leading biosimilar brands in the Indian market*
- These brands have catapulted us to **leading position in therapy areas like oncology, rheumatology***

Zydus' biosimilars pipeline targets 21 products worth ~ \$65 Bn of brand sales value

Drug	Sales 2019 (Brand)	Competitive Intensity ¹	Zydus Portfolio
Adalimumab	\$ 19.17 B	High	✓
Trastuzumab	\$ 6.08 B	High	
Pegfilgrastim	\$ 3.5 B	High	
Bevacizumab	\$ 7.12 B	High	
Peg-EPO	\$ 1.12 M	Medium	
Denosumab	\$ 5.05 B	Low	
TDM-1	\$ 1.4 B	Low	
Onco Segment	\$ 3.54 B	Medium	
Ophthal Segment	\$ 7.99 B	Medium	
Onco Segment	\$ 8.06 B	Low	
Onco Segment	\$ 1.49 B	Low	
Respiratory Segment	\$1 B		✓
Onco Segment	\$ 2.99 B	Low	
GI Segment	\$ 6.6 B	High	-
Respiratory Segment	\$ 704 M	Low	
Auto Immune Segment	\$ 3.43 B	Low	

Biosimilars launched in Indian market

1. IFN α -2b 
2. PEG-IFN 
3. PTH
4. G-CSF 
5. PEGG-CSF 
6. EPO 
7. Adalimumab 
8. Trastuzumab 
9. Bevacizumab 
10. Rituximab 
11. Peg-Asparagase 
12. r-FSH

¹Competitive Intensity High: >5 players Medium: 2-5 Players; Low: <2 players; Team analysis

✓ In portfolio and development initiated / Completed

✓ In portfolio and development planned

— Not in portfolio

Zydus is an emerging player in the Vaccine space (1/2)

20+ years

...of experience. started journey in 1998

Growth Driver

...major growth driver for India & Emerging markets

5

Manufacturing (3) and R&D (2) Facilities

300+

...dedicated scientists and Workforce

Current Strengths & Capabilities

Portfolio



Vaccine Technology Centre (VTC)
Ahmedabad, Gujarat, India



Etna Biotech
Catania, Italy

Mfg. & Supply:

- Dedicated manufacturing capabilities catering to differentiated portfolio
- Vaccine innovation comes from two R&D centers focused on developing newer vaccines

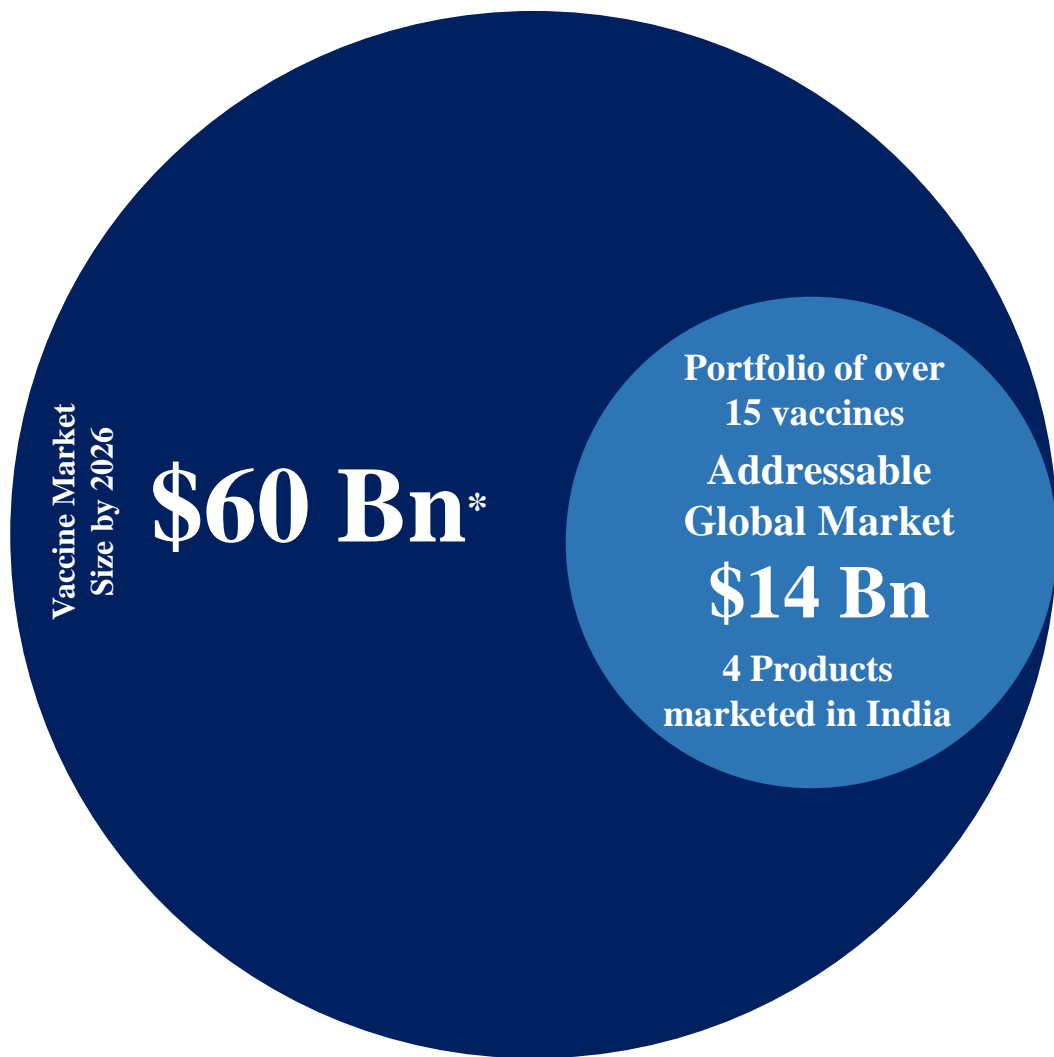
Portfolio: focus on innovative and differentiated vaccines catering to unmet needs

- **R&D:** Robust Product Pipeline coming out of dedicated R&D facilities in India & Europe. 2nd company in the world to develop Typhoid conjugate vaccines
- Capabilities to conduct research from “Concept to First-in-man trials” under one roof across vaccines types






- Live Attenuated
- Sub-unit
- Others
- Inactivated
- Inactivate Toxins



Zydus is an emerging player in the Vaccine space (2/2)

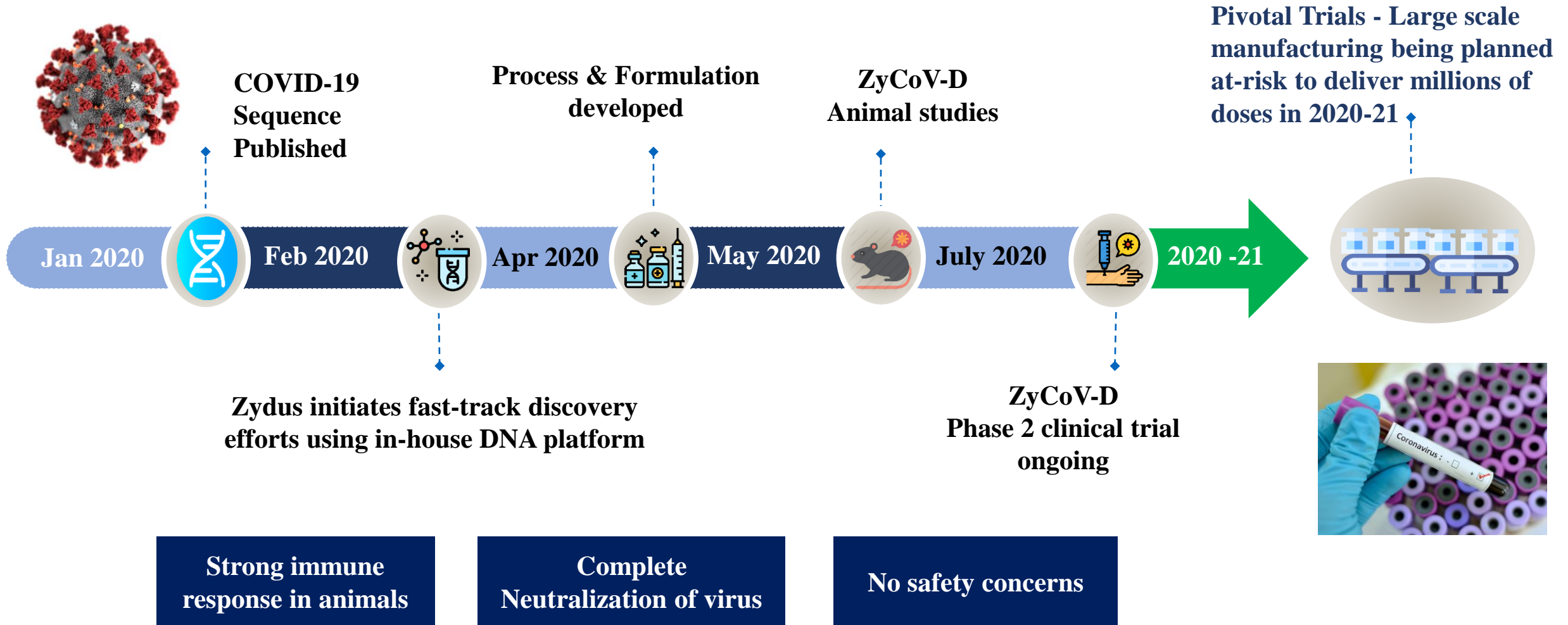


Zydus Vaccine Portfolio

 Pediatric vaccine	DTP, Measles, MR, MMR, TCV, Varicella vaccine	Addressable Market Opportunity* India Public Market ~ \$ 70 M India Private Market ~ \$ 220 M WHO Supplies ~ \$ 1.5 B
 Adult vaccine	Flu, HPV vaccines	
 Tropical diseases	Malaria and Chikungunya vaccines	
 Rabies Vaccine	Rabies vaccine, TwinRab	
 Hepatitis vaccines	Hep A, Hep B, Hep E Vaccines	

*Team Analysis, Internal Data

Zydus' vaccine for COVID-19 (ZyCoV-D): Rapid Discovery and Product Development with strong Clinical and Regulatory Expertise

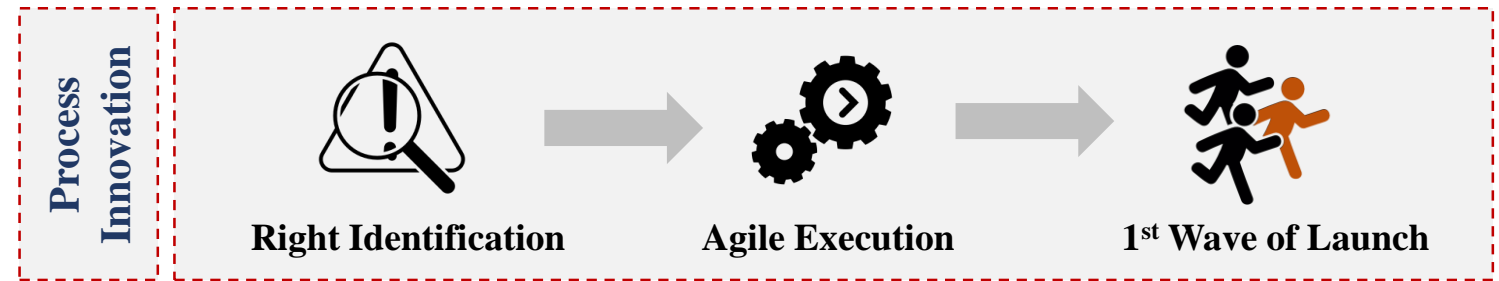


In India, Zydus has been pioneer in launching new products to meet the unmet needs..




	IP Driven / FTI Opportunities	Day-1 Launches	Devices with Formulation	Differentiated Gx / PLC Management
--	-------------------------------	----------------	--------------------------	------------------------------------

No of Products	#16	#28	#11	#24
Annualised value	400+ Cr*			
Focus Therapy Area	Respiratory, Cardio-Metabolic, Gynecology, GI, Anti-infective	Cardio-Metabolic, Respiratory, Gynecology, Anti-infective	Respiratory, Gynecology, Pain, GI	GI, Pain, Anti-Infective, Respiratory, Gynae, Cardio-Metabolic



* Internal Data, Team Analysis

Ongoing investments in product portfolio offers additional growth opportunities in US generics business over long term time-horizon



Oral IR

*Complex
Generic*

*Injectable/
Device Inj.*

*Topical/
Transdermal/Nasal*

Oncology

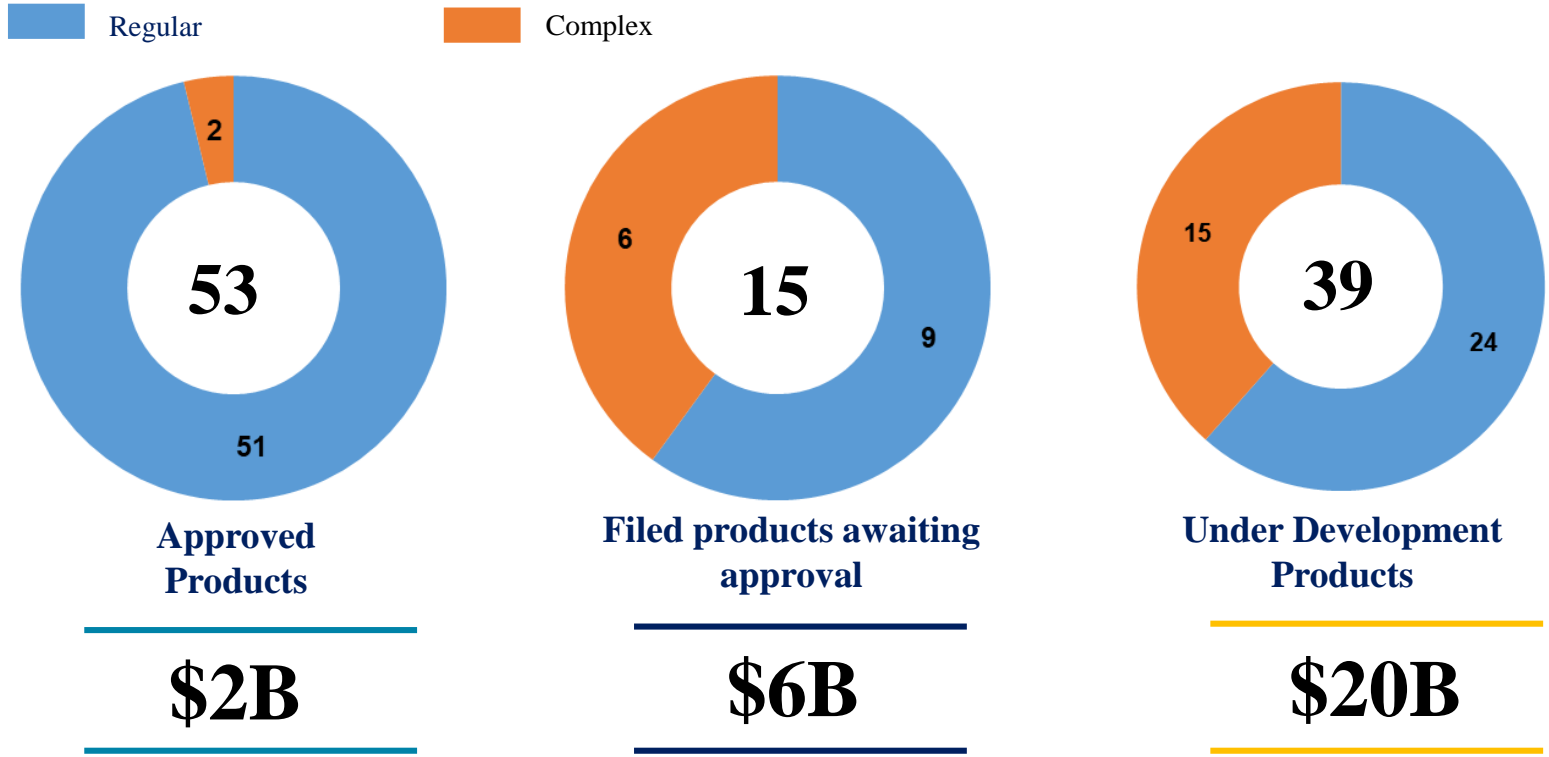
<i>Product Under development</i>	65	41	31	13	17
<i>Addressable Market Size (\$M)</i>	\$35,064	\$12,208	\$18,099	\$1,444	\$12,004
<i>Filing Target</i>	To file over next 3-4 Years	To file by 2022	To file over next 3-4 Years	To file over next 3-4 Years	To file over next 3-4 Years
<i>Products Approved/ under approval</i>	218	95	47	36	42
<i>Addressable Market Size (\$M)</i>	\$71,015	\$24,318	\$5,293	\$2,170	\$16,414
<i>Revenue generation to start from</i>	Ongoing	Ongoing	Ongoing	Ongoing	Ongoing

In US, Zydus is developing a portfolio of complex generic injectable products, including drug device combination products

Zydus US Injectable Portfolio  **107** Products  **\$28B** Participative Market

Robust portfolio with a mix of Day-1 / 181, Me too, complex generics and niche product opportunities

Well balanced portfolio with high value products across various stage of development, indicating the prospective business growth opportunity that lies ahead of us



- ~10% Para-IV / FTF Products (Approved + Awaiting Approval) with addressable market size of \$2 billion
- ~10% Para-III Products (Approved + Awaiting Approvals) with addressable market size of \$4 billion
- ~80% Portfolio is of Launch upon approval, *Me too*, Technically challenging Para-II products with addressable market size of \$3 billion
- 29 Oncology products in portfolio

Mid to Long term growth in US is planned through set of first to files & limited competition products

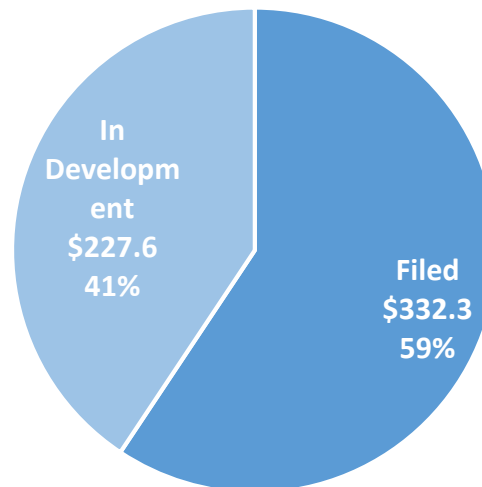
28 Products

\$36.8 bn
peak market sales

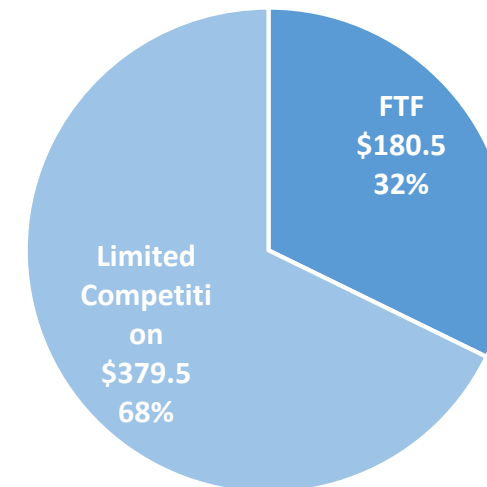
\$840 mn
Potential additional
upside value

\$560 mn Annual Value

ZYDUS STATUS



ZYDUS ADVANTAGE



Future growth in US will be driven by developing branded product portfolio through 505b(2) Initiatives

9 Products Portfolio

Developing portfolio mix of in-house & LCM products addressing unmet need and aligned to focused therapy areas

Therapy Area Focus



CNS



Orphan

1 Pre IND- 2 Products

Conducted 2 pre-IND meetings in April-June 2020 for:

- Product 1 Nasal Spray for Spasm
- Product 2 for Oncology

2 NDA- 1 Product

On track for NDA submission

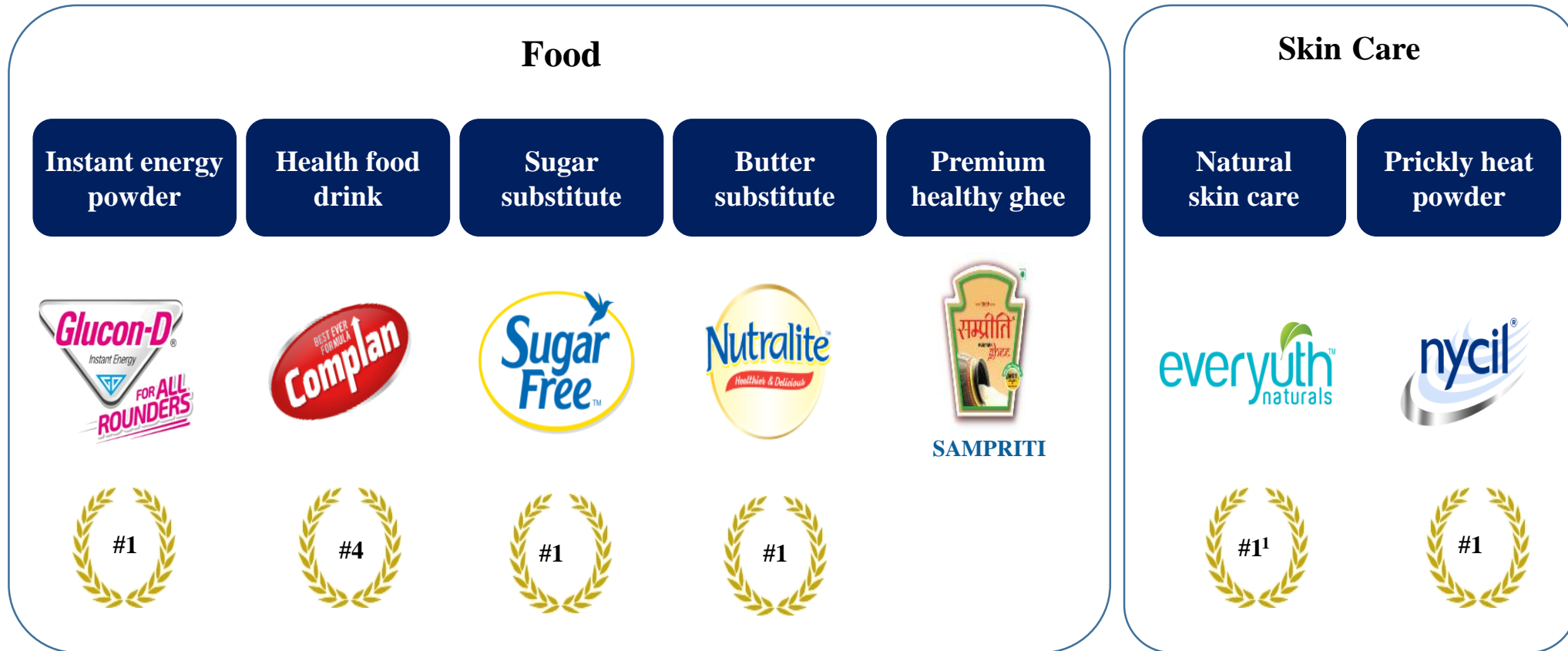
- Product 1- Injectable (Pain Management)– Target filing in FY 2021

3 Orphan/CNS- 4 Products

Building Orphan Portfolio: 4 Product under development

- Product 1 for PBC: pIND / Orphan designation submitted
- Product 2 for Sickle cell anemia: pIND filing in Nov'20
- Product 3 for HRS: PoC study ongoing
- Product 4 for Myasthenia gravis: Prototype development ongoing

Zydus Wellness has consolidated its position in Wellness segment with integration of Heinz Portfolio



Zydus Wellness' Brands dominates in 5 out of 7 category that it operates

1 Rank within scrubs and peel off sub-category - 85% market share in the peel-offs sub-category and 34% market share in the scrubs sub-category
Sugar Free & Nutralite: MKI share source - Internal Company estimates; Glucon D, Complan, Nycil, EY -Nielsen MAT March 20 report.

At Zydus Wellness, we strive to reimagine wellness & health in a holistic manner with focus on - Nourish, Nurture and Energize your life

New Launches- Innovation in Times of Covid



SugarFree Green

- New formulation developed using a new, better tasting stevia
- Improved price proposition-200 spoons (equivalent to 1Kg sugar)now @Rs 165 v/s Rs 195 earlier



Nycil Hand Sanitizer

- Decision to execution within a fortnight



Complan Nutrigo

- Complan enters the toddler health food drink segment



Glucon D ImmunoVolt

- Tasty energy bites that boost immunity
- Contains Vitamin C, C, D, Zinc and Glucose



Complan Sachet

- Addressing the SKU portfolio gap in some parts of the country



Nutralite Choco Spread

- Initially launched through E-Commerce. Other channels to follow

Zydus has employed an INNOVATIVE solution to combat the pandemic of Covid-19



Multi pronged approach to combat COVID-19



Diagnostic Products

- Launched Covid-KAVACH ELISA tests under the technology transfer from ICMR
- This test was found to have high sensitivity and specificity & also has the advantage of testing 90 samples together in a single run of 2.5 hours



Wellness Products

- We have preponed the launch of our sanitizer range under the Nycil brand which was originally planned for 2021
- We did this in a record time and it has provided a great impetus to overall Zydus Wellness portfolio



Prophylactic Vaccines

- Our DNA Vaccine ZyCoV-D has undergone extensive pre-clinical studies and found to be safe, well tolerated and immunogenic
- Phase II development underway



ZyCoV-D

Therapeutic Products

- One of the largest producer of HCQ and Dexamethasone globally
- Launched Remdac (Remdesivir) in Indian at most affordable price (Rs. 2800 / vial)



NCE & Biologicals

- Zydus explores Peg-Interferon alpha-2b and Desidustat to tackle coronavirus
- Zydus received approval from COFEPRIS, Mexico to study Desidustat and to conduct clinical trials in Mexico with Pegylated Interferon alpha-2b in the management of COVID-19



Immunity Booster Business

- Launched Cimune and Supermune Immuno-booster



Context

- 1 Why do we need Innovation?
- 2 Product Innovations at Zydus
- 3 Process Innovations at Zydus
- 4 Zydus : Current Stand



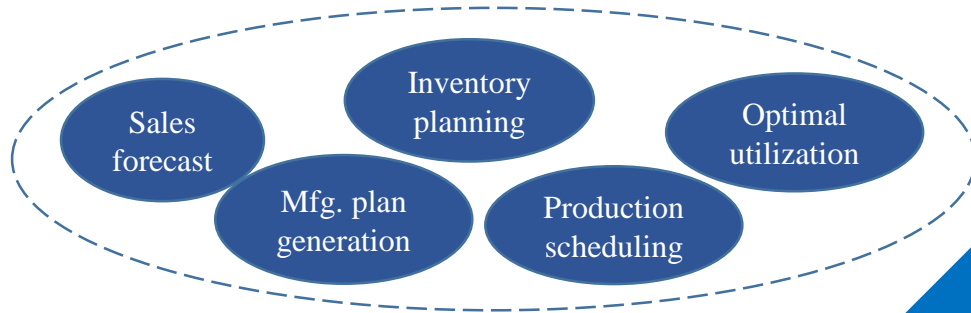
Zydus undertook digital initiatives as a process innovation to drive the execution & agility for new products



Project PACE

Planning and Collaboration Excellence (PACE)

An initiative to digitize end to end supply chain processes that include system generated sales forecasting with market consensus, manufacturing plan generation and simulation, inventory planning, production scheduling & prioritization, optimal utilization of manufacturing capacity & other resources.



Project IRIS

Integrated Real-time Information System (IRIS)



- Integrated Real-time Information System (IRIS) is a project management technology tool that provides real-time visibility in project milestones.
- It aims to create, update and track new product development and new product launch activities of different projects across various geographies
- It provides management dashboards for tracking the status of various projects and the risks and costs associated with them

Zydus is leapfrogging at digital space with comprehensive initiatives

Shift in stakeholder behavior due to recent events...



- 84% doctors adopted virtual consultations
- 63% will continue teleconsultations post lockdown as well



- ~68% doctors will curtail physical visits
- >50% find phone/video detailing ineffective – scope to innovate here

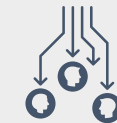


- ~70% doctors are willing & continue to engage with digital mediums

...driving digital innovation in our commercial model



Digital engagement with doctors through intuitive, easy & engaging platform to drive pull & stickiness



New 'Phygital' sales call to equip the field force and drive productivity



Patient connect to engage with patients and generate outcomes



Embedding “analytics” into decisions and way-of-working



Build capabilities to support the new operating model

Most of our manufacturing processes and systems are completely innovated and managed digitally

Paperless Engg

Management Metrics - Dashboard & Goal based
One-Click Maintenance
Ease to Use & Intuitive User Interface

AR/VR Application

-Remote guidance & assistance
-Surveying in Quality Control
-Training, Learning, Practice & Evaluation.

Digital Energy Management

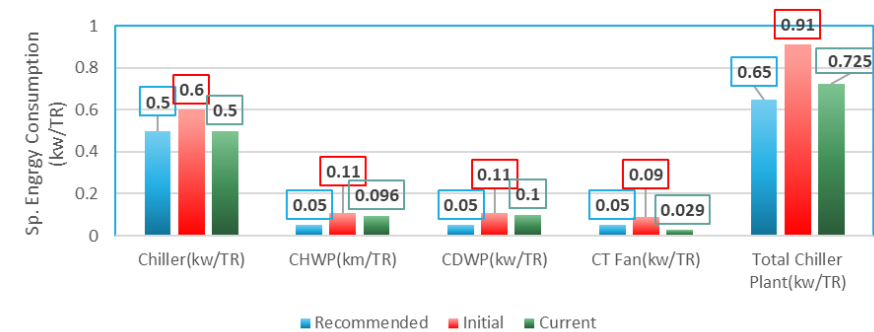

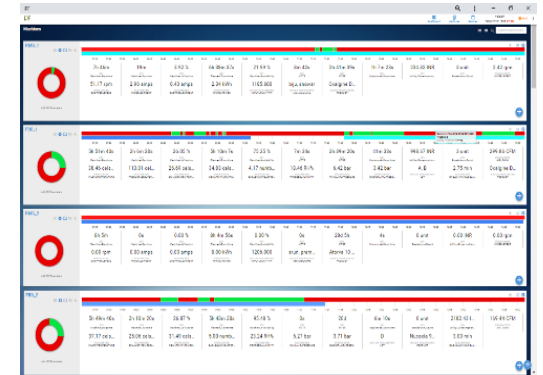
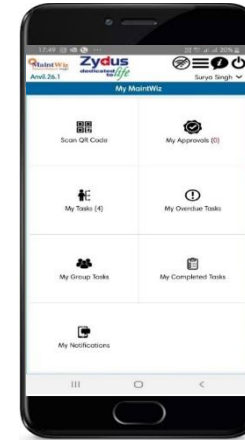
-Performance & Analytic based operation with real time notification
-Online Monitoring of Chiller plant efficiency

Factory Digital Dashboard

Real time Performance System for Utility management

Digitization

Real time performance indicator
Customizable dashboards for Users
Operator Performance Analytics & Interactive Data exploration




Innovative approach in quality management.....



TrackWise

Manage all QMS process in centralized database

PK #	Parent ID	Location (EMARK)	Record Type	QAC Number	Short Description	Date Entered	Status	Date Closed	Date Due
1001		MARF0	Change Control	COB01/0219/0001	SRB of Inspection - Inspection for Tablets USP 10mg to be revised	06/06/2016	Closed	02/02/16	30/05/2015
1002		MARF0	Change Control	COB01/0219/0002	SRB of Aspirin Tablets USP CS mg will be revised	06/06/2016	Closed	02/02/16	30/05/2015
1003		MARF0	Change Control	COB01/0219/0003	SRB of Aspirin Tablets USP CS mg will be revised	06/06/2016	Closed	02/02/16	30/05/2015
1004		MARF0	Change Control	COB01/0219/0004	SRB of Aspirin - Inspection for Tablets coming to be revised	06/06/2016	Closed	02/02/16	30/05/2015
1005		MARF0	Change Control	COB01/0219/0005	SRB of Aspirin - Inspection for Tablets coming to be revised	06/06/2016	Closed	02/02/16	30/05/2015



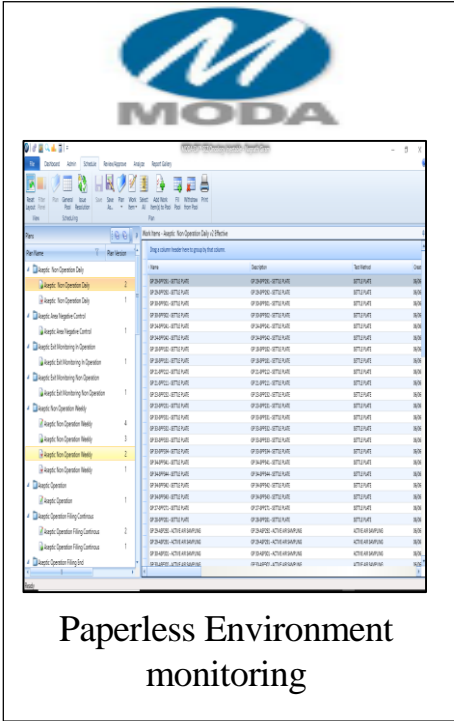
ZyDMS

Completed Document Management System

STANDARD OPERATING PROCEDURE
 Title: Operation of Double Rotary Compression Machine 49041 With Changeable Target Compression Machine (Mack-Cole's Compressor)
 Document Number: 0001-SOP-SIFG-00651
 Department: Manufacturing
 Primary Site: Moravia
 Author: Jagdish N. Mehta

Version: 7.0, CURRENT
 Effective Date: 18/02/2020
 Next Review Date: 20/02/2022
 Prepared On: 18/02/2020

Name	Department	Date	Reason
Chandh Sonje	manufacturing	18/02/2020	Reviewed
Sandeep B. Kumar	Quality Assurance	20/02/2020	Reviewed
Chandhank Singh	Quality Assurance	20/02/2020	QA Approval
Alpesh N. Shah - Zyt	Quality Assurance	21/02/2020	Exec. Cell Release



MODA

Paperless Environment monitoring

PK #	Parent ID	Location (EMARK)	Record Type	QAC Number	Short Description	Date Entered	Status	Date Closed	Date Due
1001		MARF0	Change Control	COB01/0219/0001	SRB of Inspection - Inspection for Tablets USP 10mg to be revised	06/06/2016	Closed	02/02/16	30/05/2015



ZyTIMS
Zybus Training Information Management System

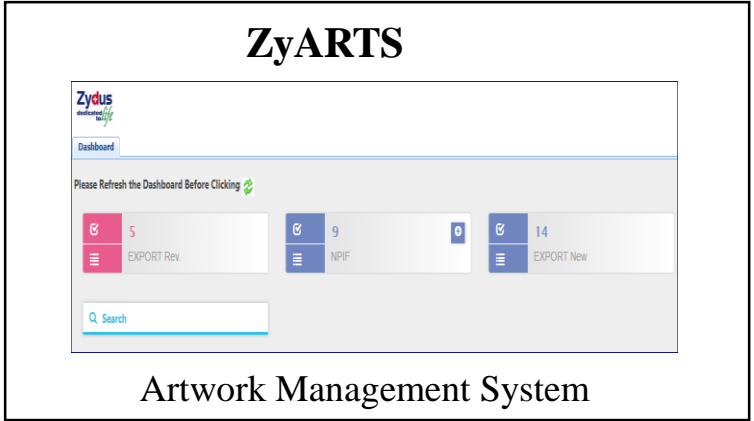
Welcome: Vaibhav Gupta
 You are logged in as ETC coordinator
 Your employee number is 101197

Plant: Cadila Healthcare Limited- Moravia
 Department: OQA
 Designation: Senior Executive

Announcement: No announcement available.

My Profile: Immediate Supervisor, Reports

Training Management Software



ZyARTS

Artwork Management System

Dashboard

Please Refresh the Dashboard Before Clicking

5 EXPORT Rev, 9 NPF, 14 EXPORT New

Search

Context

- 1 Why do we need Innovation?
- 2 Product Innovations at Zydus
- 3 Process Innovations at Zydus
- 4 Zydus : Corporate Overview



Zydus – Business Overview

65+ years

Business Excellence

\$5.5 Bn¹

Market Cap

~\$146 Mn²

R&D Spend in FY20

36

Manufacturing Facilities

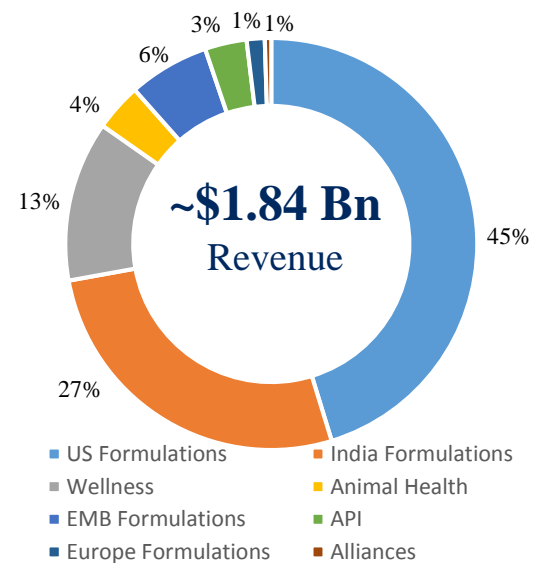
25000+

Employees

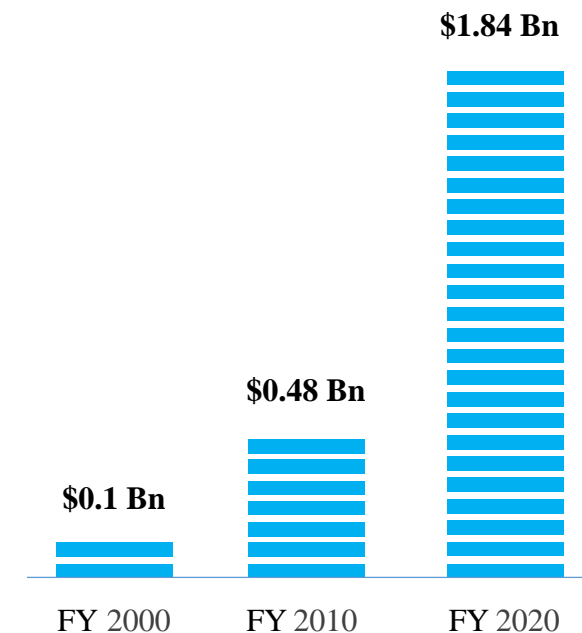
Global Footprint



Sales Split (FY20)²




18% CAGR in revenues in 2 decades²



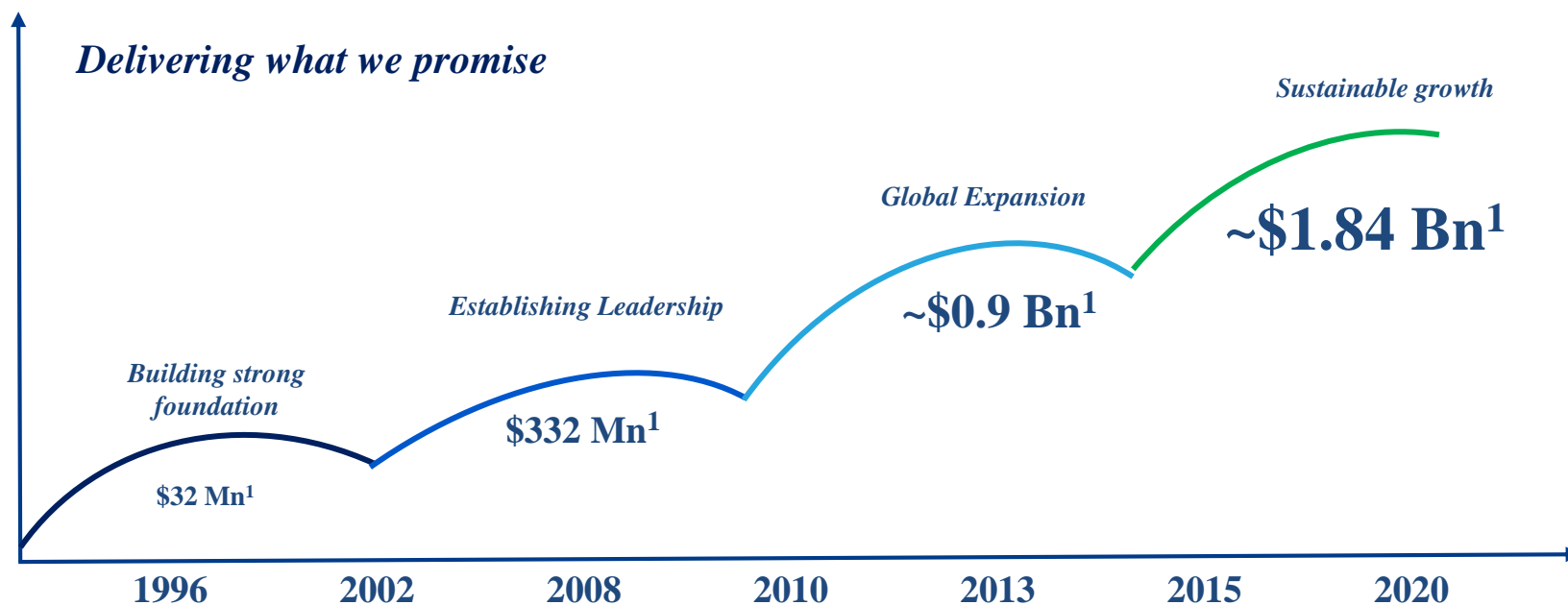
¹ As on 21st August, 2020, \$1 = USD 1 = INR 75. ² All spends and revenue figures at \$1 = USD 1 = INR 75. Team Analysis, Internal Data

Zydus – Business Overview

Unlocking the Potential



Year	Revenue ¹	EBITDA ¹	Profit ¹	EPS ¹	Market Cap
FY20	\$1842 Mn	\$371 Mn	\$195 Mn	\$0.19	\$5.5 Bn ²
FY05	\$166 Mn	\$30 Mn	\$16 Mn	\$0.24	\$0.4 Bn ³



20%
Total shareholder return over
15 Years (CAGR)

18%
EBITDA growth
over 15 Years (CAGR)

¹ \$1 = USD 1 = INR 75 ² As on 21st August 2020, \$1 = USD 1 = INR 75 ³ As on 31st March 2005, \$1 = USD 1 = INR 75

Zydu Wellness: Poised for the next Big Leap

~30 years
of
Operational excellence

Trusted
brands with a strong brand recall
value

#1
in Sugar substitutes, Instant energy
powder, Butter substitute and Skin
Care

**Science and
Innovation**
led product portfolio

Wellness Financials

Total income from Operations

CAGR
22.2%



EBIDTA

CAGR
21.2%



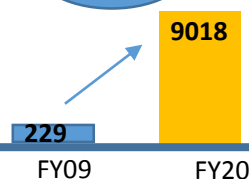
PROFIT AFTER TAX

CAGR
17.6%

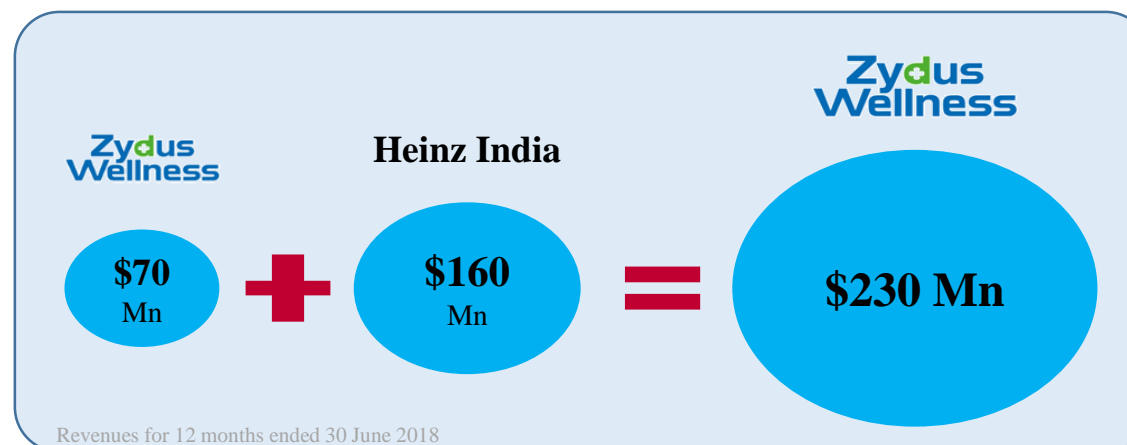


MARKET CAP.

CAGR
39.7%



Value accretive acquisition



Significant synergy potential in the combined business

- **Omni channel** strategy
- Increase access to **rural** markets
- Double the direct reach
- Enhance **engagement** with key accounts
- Benefit from wider **talent pool** and **capabilities**
- **Revenue synergies**
- **Cost savings**

FY09 financials as per IGAAP; FY20 financials as per INDAS and hence not comparable
 • EBIDTA is – EBIDTA before exceptional items
 Market Cap is considered as on 30th July 2020

Zy⁺us
dedicated to *life*

Celebrating
25
Years of
Growth & Innovation

Zy⁺us
dedicated to *life*

Thank You

DISCLAIMER AND SAFE HARBOUR STATEMENT

THIS PRESENTATION (PRESENTATION) IS NOT AN OFFER TO SELL ANY SECURITIES OR A SOLICITATION TO BUY ANY SECURITIES OF CADILA HEALTHCARE LIMITED OR ITS SUBSIDIARIES OR JOINT VENTURES (TOGETHER, THE “COMPANY”).

The material that follows is a Presentation of general background information about the Company’s activities as at the date of the Presentation or as otherwise indicated. It is information given in summary form and does not purport to be complete and it cannot be guaranteed that such information is true and accurate. This Presentation has been prepared by and is the sole responsibility of the Company. By accessing this Presentation, you are agreeing to be bound by the trading restrictions. It is for general information purposes only and should not be considered as a recommendation that any investor should subscribe / purchase the Company shares.

This Presentation includes statements that are, or may be deemed to be, “forward-looking statements”. These forward-looking statements can be identified by the use of forward-looking terminology, including the terms “believes”, “estimates”, “anticipates”, “projects”, “expects”, “intends”, “may”, “will”, “seeks” or “should” or, in each case, their negative or other variations or comparable terminology, or by discussions of strategy, plans, aims, objectives, goals, future events or intentions. These forward-looking statements include all matters that are not historical facts. They appear in a number of places throughout this Presentation and include statements regarding the Company’s intentions, beliefs or current expectations concerning, amongst other things, its results or operations, financial condition, liquidity, prospects, growth, strategies and the industry in which the Company operates.

By their nature, forward-looking statements involve risks and uncertainties because they relate to events and depend on circumstances that may or may not occur in the future. Forward-looking statements are not guarantees of future performance including those relating to general business plans and strategy of the Company, its future outlook and growth prospects, and future developments in its businesses and its competitive and regulatory environment. No representation, warranty or undertaking, express or implied, is made or assurance given that such statements, views, projections or forecasts, if any, are correct or that the objectives of the Company will be achieved. There are some important factors that could cause material differences to Company’s actual results. These include (i) our ability to successfully implement our strategy (ii) our growth and expansion plans (iii) changes in regulatory norms applicable to the Company (iv) technological changes (v) investment income (vi) cash flow projections etc.

The Company, as such, makes no representation or warranty, express or implied, as to, and does not accept any responsibility or liability with respect to, the fairness, accuracy, completeness or correctness of any information or opinions contained herein. The information contained in this Presentation, unless otherwise specified is only current as of the date of this Presentation. The Company assumes no responsibility to publicly amend, modify or revise any forward looking statements, on the basis of any subsequent development, information or events, or otherwise. Unless otherwise stated in this Presentation, the information contained herein is based on management information and estimates.

This document is just a Presentation and is not intended to be a “prospectus” or “offer document” or a “private placement offer letter” (as defined or referred to, as the case may be, under the Companies Act, 2013). It is clarified that this Presentation is not intended to be a document offering for subscription or sale of any securities or inviting offers from the Indian public (including any section thereof) or from persons residing in any other jurisdiction including the United States for the subscription to or sale of any securities including the Company’s equity shares. No part of it should form the basis of or be relied upon in connection with any investment decision or any contract or commitment to purchase or subscribe for any securities. None of the Company’s securities may be offered or sold in the United States without registration under the U.S. Securities Act of 1933, as amended, except pursuant to an exemption from registration there from.

This document has not been and will not be reviewed or approved by a regulatory authority in India or by any stock exchange in India. This document and its contents should not be forwarded or delivered or transmitted in any manner to any person other than its intended recipient, and should not be reproduced in any manner whatsoever.