

SH/13/2023
28th April, 2023

National Stock Exchange of India Ltd.,
Exchange Plaza, 5th floor,
Plot No. C/1, G. Block,
Bandra-Kurla Complex,
Bandra (East),
MUMBAI – 400051

BSE Limited.,
Market-Operations Dept.
1st floor, New Trading Ring,
Rotunda Bldg. P.J.Towers,
Dalal Street, Fort,
MUMBAI 400023

Sub.: Investor Presentation- March, 2023

Sirs

Enclosed please find Investor Presentation March, 2023

Please take the same on records

Thanking you,

Yours faithfully,
For The Supreme Industries Ltd.



(R.J. Saboo)
VP (Corporate Affairs) &
Company Secretary



Encl.: a/a.

The Supreme Industries Limited

Regd. Office : 612, Raheja Chambers, Nariman Point, Mumbai 400021, INDIA.
CIN : L35920MH1942PLC003554 **PAN :** AAAC1344F

+91-022-6257 0000 / 6257 0025
sil_narimanpoint@supreme.co.in



Corporate Office : 1161 & 1162, Solitaire Corporate Park, Bldg. No. 11, 167, Guru Hargovindji Marg, Andheri - Ghatkopar Link Road, Chakala, Andheri (East), Mumbai 400 093, INDIA. ☎ +91 (022) 6257 0000, 6257 0025 ✉ sil_narimanpoint@supreme.co.in 🌐 www.supreme.co.in

INVESTORS PRESENTATION

FY 2022-23



FLOW OF THE PRESENTATION

- BUSINESS HIGHLIGHTS – FY 2022-23
- FINANCIAL HIGHLIGHTS
- KEY SEGMENT PERFORMANCE
- WORKING CAPITAL CYCLE
- THE SUPREME GROUP
- A CURTAIN RAISER– THE SUPREME INDUSTRIES LTD.
- THE SUPREME INDUSTRIES LTD. AT A GLANCE
- SHAREHOLDING PATTERN
- ORGANISATION & MANAGEMENT TEAM
- BUSINESS VERTICALS
- PRODUCT PORTFOLIO GLIMPS
- SUPREME PRESENCE IN INDIA
- VIRTUAL TOUR OF PLANTS
- TECHNICAL COLLABORATIONS
- PARTICIPATION AT EXHIBITIONS
- PLUMBING TRAINING CENTRE
- SUSTAINABILITY
- AWARDS & ACCOLADES
- THE INTANGIBLES – BEYOND NUMBERS
- ADDRESSING RISKS
- THE WAY FORWARD
- COMMITMENT TO SHAREHOLDERS
- A RESPONSIBLE CORPORATE CITIZEN

BUSINESS HIGHLIGHTS – FY 2022-23



- ❑ Company continues to be Debt Free and having Cash surplus of Rs. 738 Crs. at the end of Mar,2023

- ❑ Despite adverse R M volatility challenges, Company has achieved volume growth of about 29 %, Company could sustain its financial performance as under:
 - OPM of Rs. 1200 Crs. V/s. 1242 Crs (Excluding non operating income)
 - PBT of Rs. 1010 Crs. V/s. 1075 Crs. and
 - PAT of Rs. 764 Crs. V/s 812 Crs. in previous year.

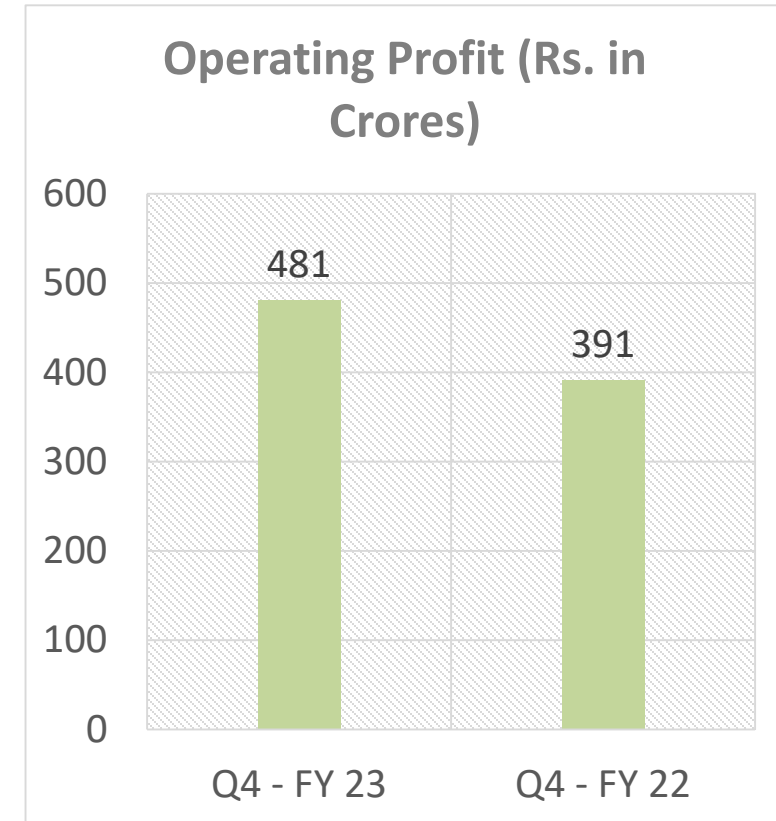
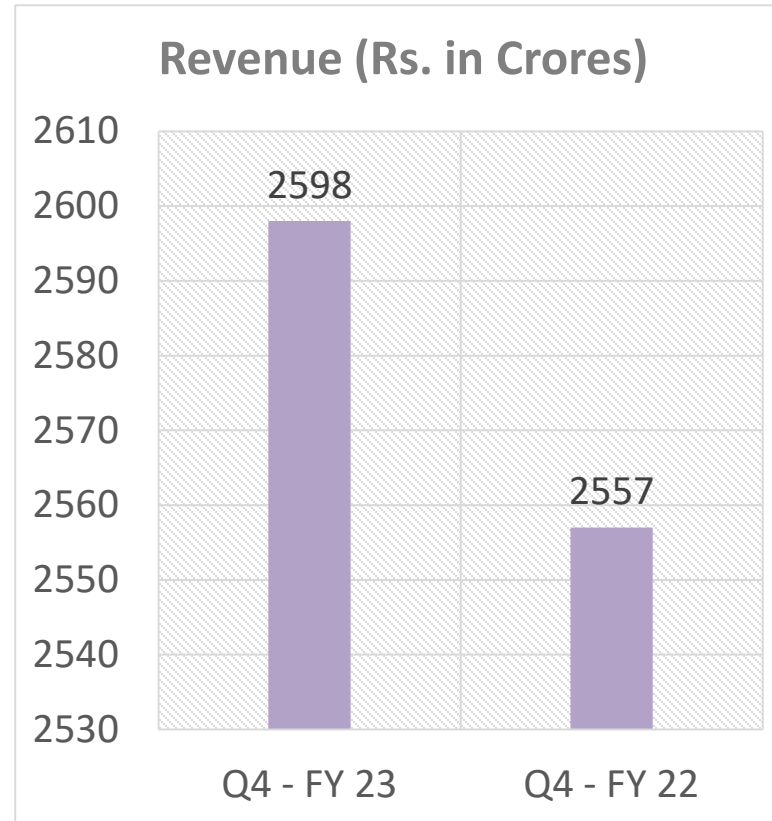
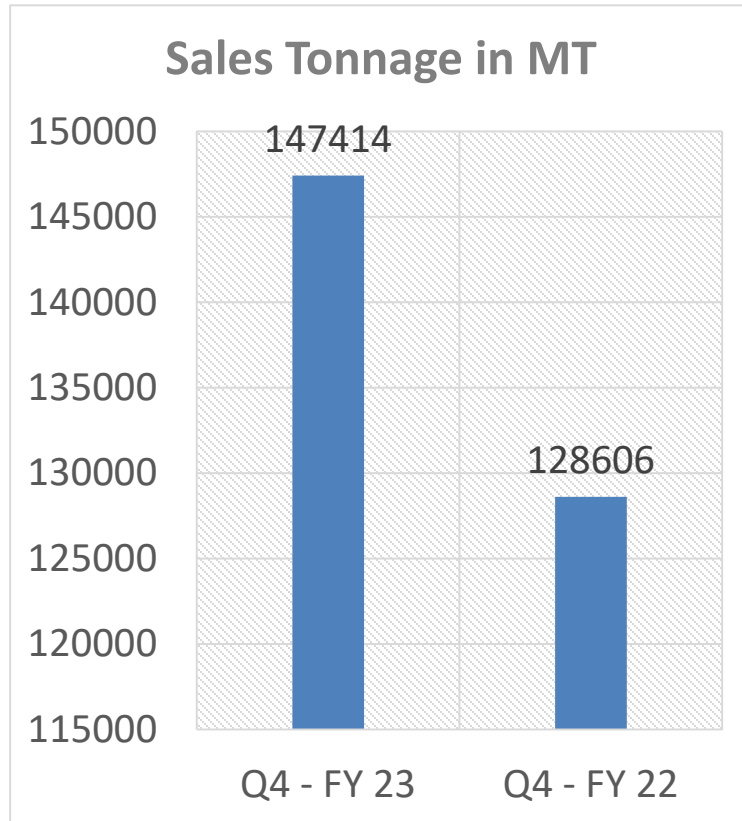
- ❑ Company has incurred/committed Capex during the year:
 - Additions to Assets : Rs. 541 Crs.
 - Capital work in Progress : Rs. 84 Crs.
 - Capital Commitment Carried forward : Rs. 153 Crs.
 - Thus aggregating to Rs. 778 Crs. including C/Forward of previous year commitments of Rs. 280 Crs. & CWIP of Rs. 156 Crs.

BUSINESS HIGHLIGHTS – FY 2022-23

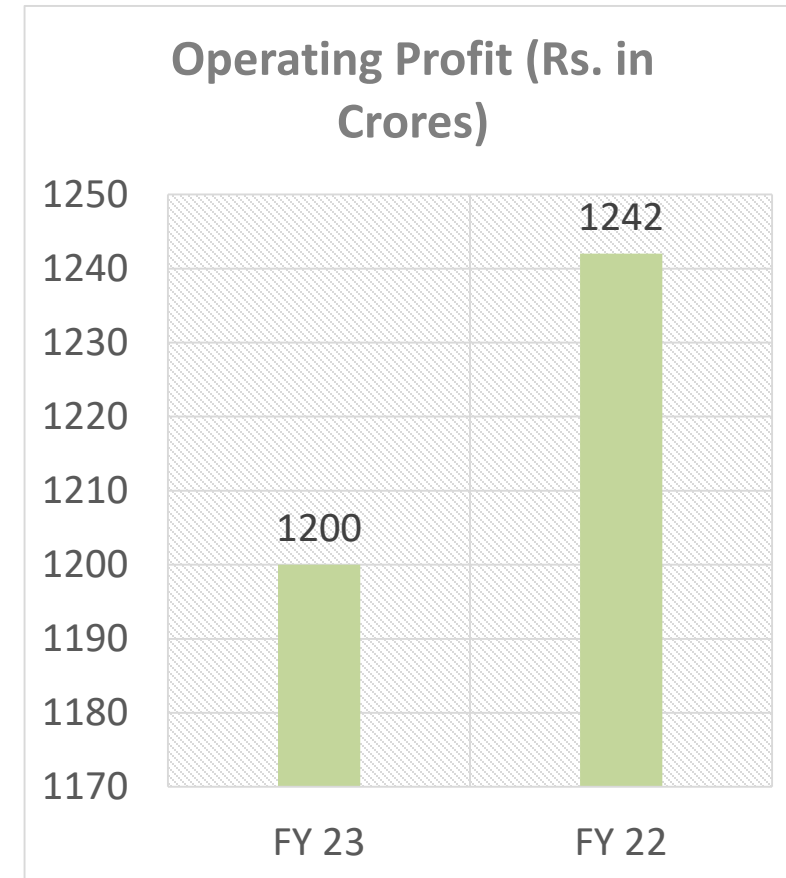
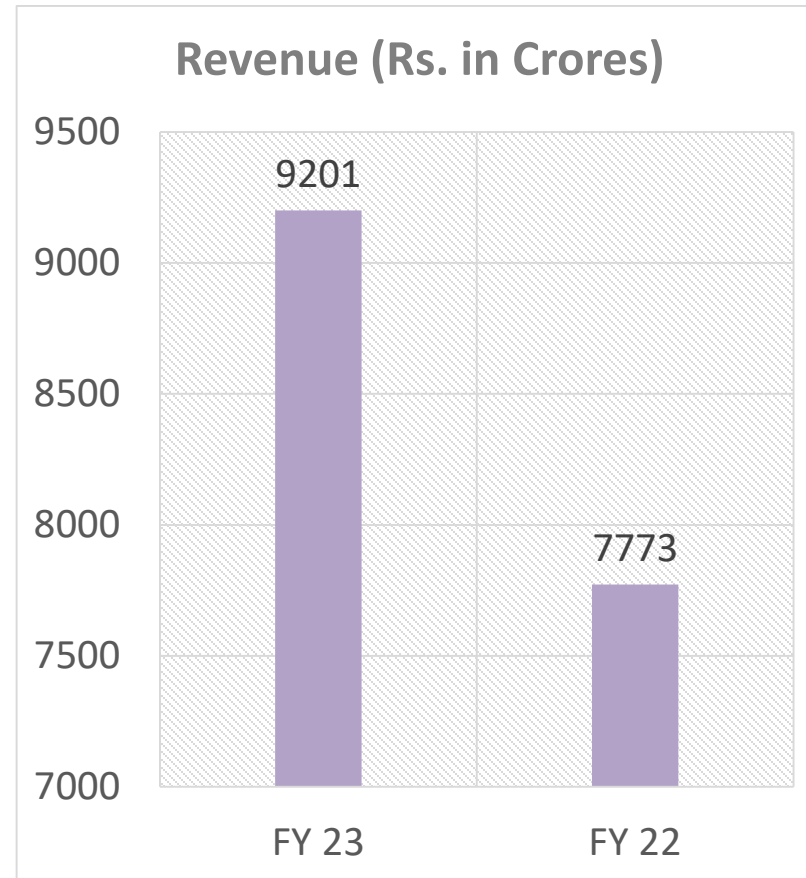
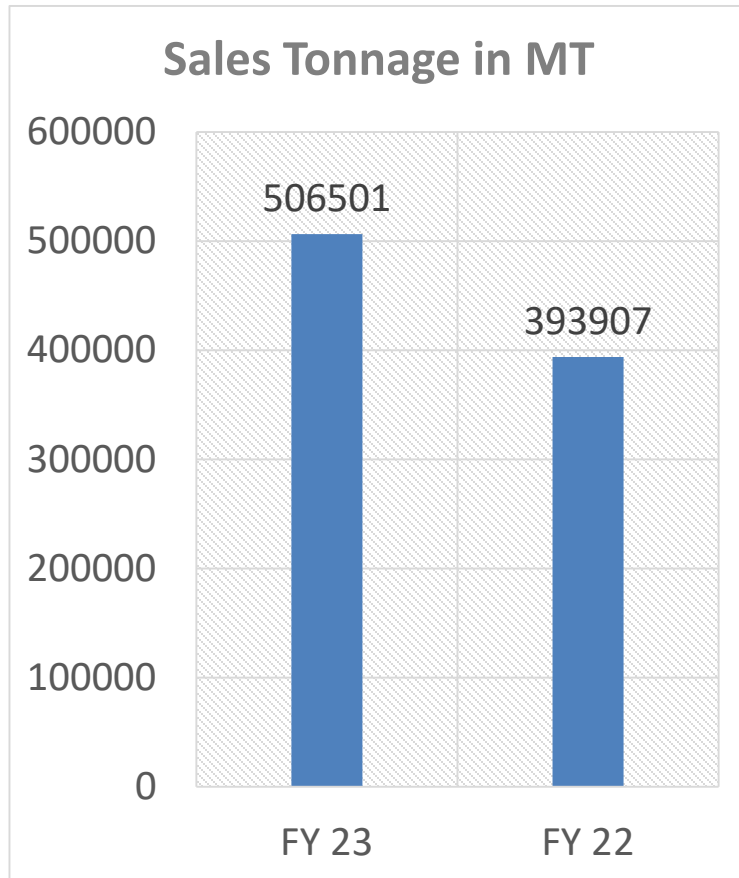
- ❑ Raw Material Prices continue to slide down till November. The prices of different Polymers particularly for polypropylene (PP), Low Denier Polyethylene (LDPE) and Poly Vinyl Chloride (PVC) have gone down between Rs. 41 per kg to Rs. 66 per kg since beginning of the year till November i.e. a reduction between 28% to 46%. Severest fall among them was in PVC Resin which has corrected thereafter by Rs. 8 per kg.

- ❑ For the first time after 2000-01, Company has taken up in hand implementation of 3 greenfield project simultaneously which all have been successfully commissioned during the year:
 - Plastic piping Product plant at **Guwahati (Assam)** has been completed and the same has gone into commercial production w.e.f. 1st July'22.
 - Plastic piping Product plant at **Erode (tamilnadu)** has been completed and the same has gone into commercial production w.e.f. 1st December'22.
 - Plastic piping Product plant at **Cuttack (Odisha)** has been completed and the same has gone into commercial production w.e.f. 17th February'23.

FINANCIAL HIGHLIGHTS Q4 FY-23



FINANCIAL HIGHLIGHTS FY-23



FINANCIAL HIGHLIGHTS



Rs. in Crores

Year	2017-18	2018-19	2019-20	2020-21	2021-22	2022-23	CAGR
Sales Tonnage (in MT)	371176	397983	411521	409109	393907	506501	6.76
Y-o-Y Growth %	8.88	7.22	3.40	-0.59	-3.72	28.58	
Total Income	4961.93	5551.52	5503.63	6383.59	7840.51	9283.35	14.10
Y-o-Y Growth %	11.01	11.88	-0.86	15.99	22.82	18.40	
EBIDTA	789.13	749.22	848.75	1312.74	1309.89	1281.84	10.75
EBIDTA %	15.90	13.50	15.42	20.56	16.71	13.81	
Depreciation	167.15	183.54	205.67	212.78	229.52	263.39	
EBIT	621.98	565.68	643.08	1099.96	1080.37	1018.45	10.94
EBIT %	12.54	10.19	11.68	17.23	13.78	10.97	
Financial Expenses	20.64	26.00	20.18	22.05	5.15	8.02	
Profit Before Tax	601.34	539.68	622.90	1077.91	1075.22	1010.43	
PBT %	12.12	9.72	11.32	16.89	13.71	10.88	
Profit After Tax	400.31	362.25	492.68	801.38	811.89	764.47	14.59
PAT %	8.07	6.53	8.95	12.55	10.36	8.23	
EPS (basic FV Rs. 2)	31.60	28.52	38.79	63.09	63.91	60.18	
ROE (%)	27.00	21.00	24.71	33.49	26.88	21.14	
ROACE (%) (Pre tax)	35.61	29.20	29.48	43.65	35.91	28.39	

FINANCIAL HIGHLIGHTS

Rs. in Crores

Year	2017-18	2018-19	2019-20	2020-21	2021-22	2022-23
Share Capital	25.41	25.41	25.41	25.41	25.41	25.41
Reserves & Surplus	1707.64	1967.24	2107.18	2843.76	3362.53	3819.35
Net Worth	1733.05	1992.65	2132.59	2869.17	3387.94	3844.76
Total Assets	2774.34	3069.22	3448.41	3982.65	4540.36	5137.59
Secured Loans	82.48	53.45	90.94	-	-	-
Unsecured Loans	165.27	108.97	320.00	-	-	-
Total Debt	247.75	162.42	410.94	-	-	-
Net Block	1428.40	1611.02	1700.66	1765.30	1923.05	2147.95
Investments	33.66	63.80	38.82	38.96	21.87	22.30
Debt to Equity (x)	0.14	0.08	0.19	-	-	-

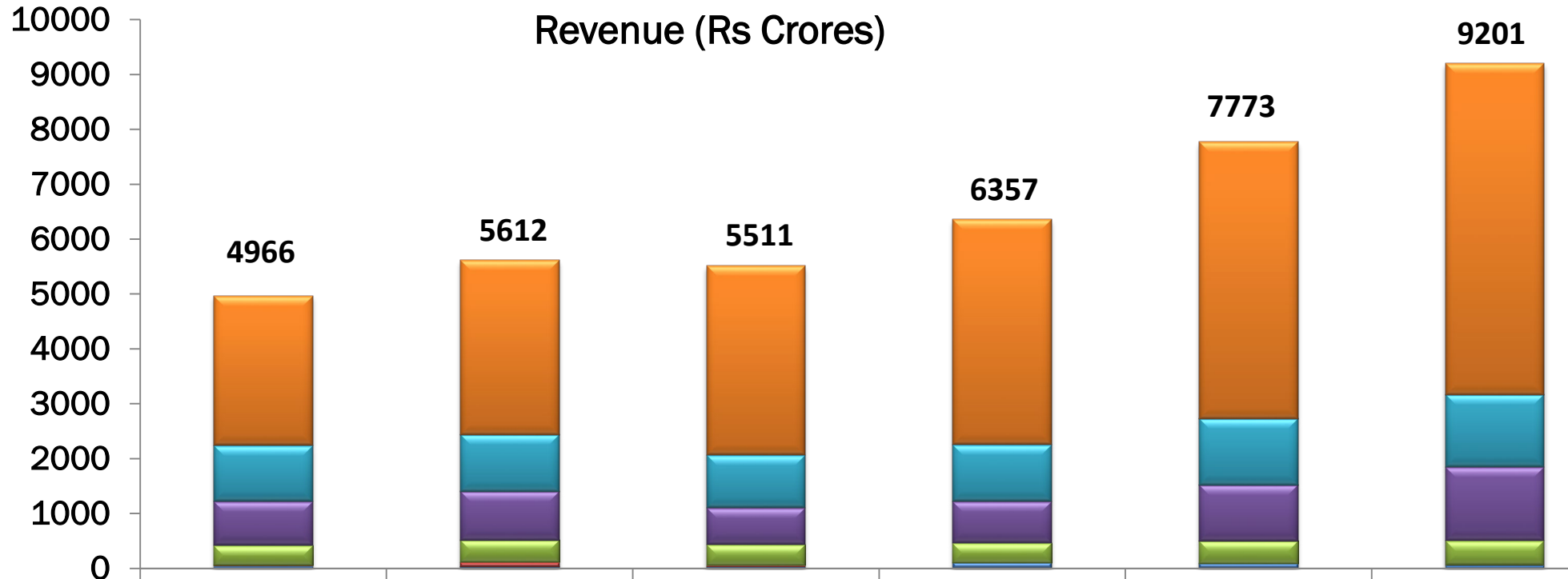
FINANCIAL HIGHLIGHTS

Rs. in Crores

Particulars	2017-18	2018-19	2019-20	2020-21	2021-22	2022-23
Cash Flow Summary						
Cash and Cash Equivalents at Beginning of year	75.1	29.15	30.61	218.50	759.46	517.54
Net Cash from Operating Activities	504.74	557.04	539.37	1245.69	470.98	891.39
Net Cash Used in Investing Activities	(266.85)	(239.55)	(195.92)	(200.61)	(403.49)	(348.86)
Net Cash Used in Financing Activities	(283.84)	(316.03)	(155.52)	(505.50)	(310.31)	(326.97)
Effect of fair value of Liquid mutual funds	-	-	(0.04)	1.38	0.90	4.58
Net Inc/(Dec) in Cash and Cash Equivalent	(45.95)	1.46	187.89	540.96	(241.92)	220.14
Cash and Cash Equivalents at End of the year	29.15	30.61	218.50	759.46	517.54	737.68

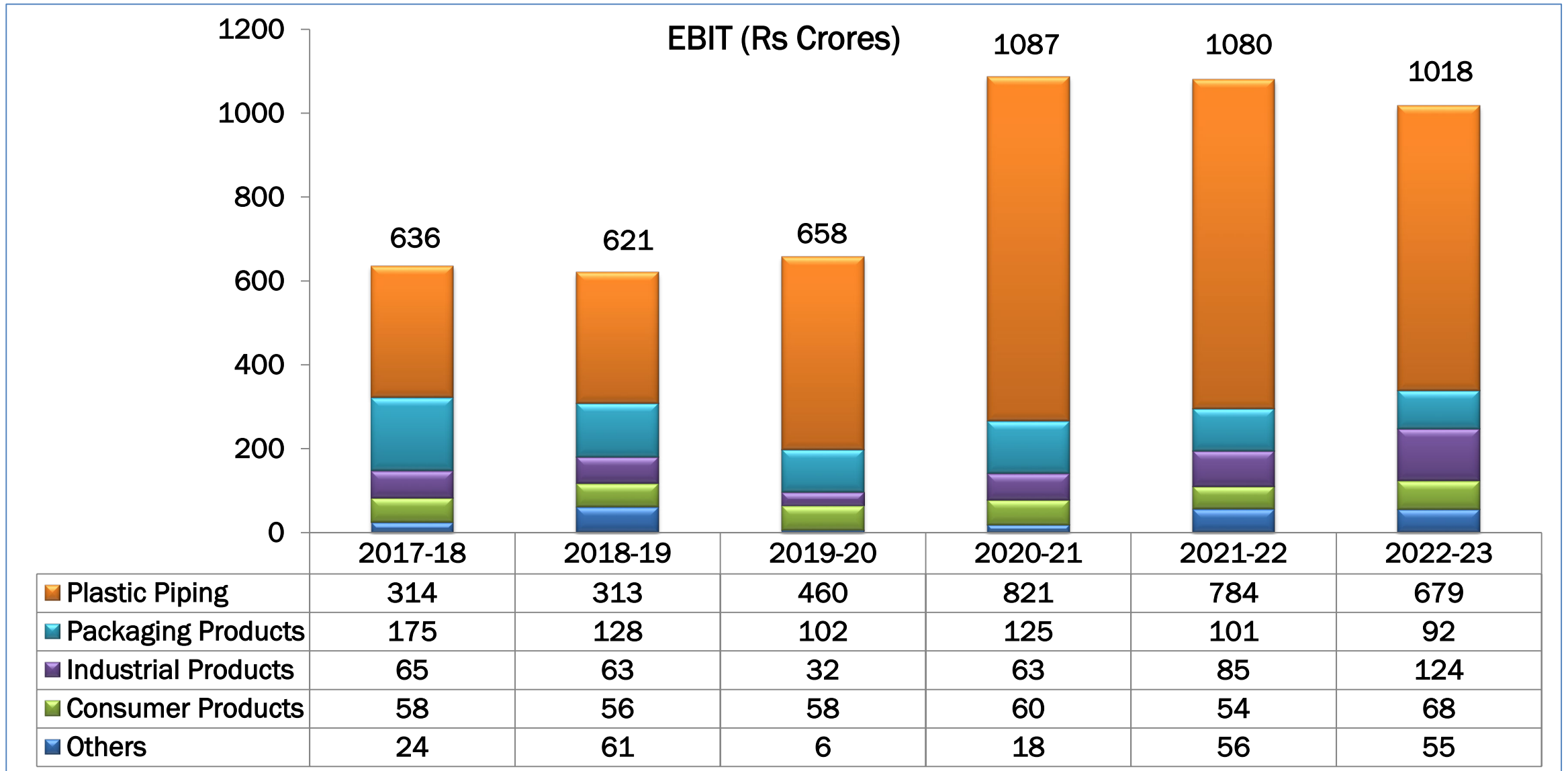
- Strong cash accruals and favourable capital structure, which provides financial flexibility to raise resources as and when required
- Positive cash flows at its operating as well as net level

KEY SEGMENT PERFORMANCE

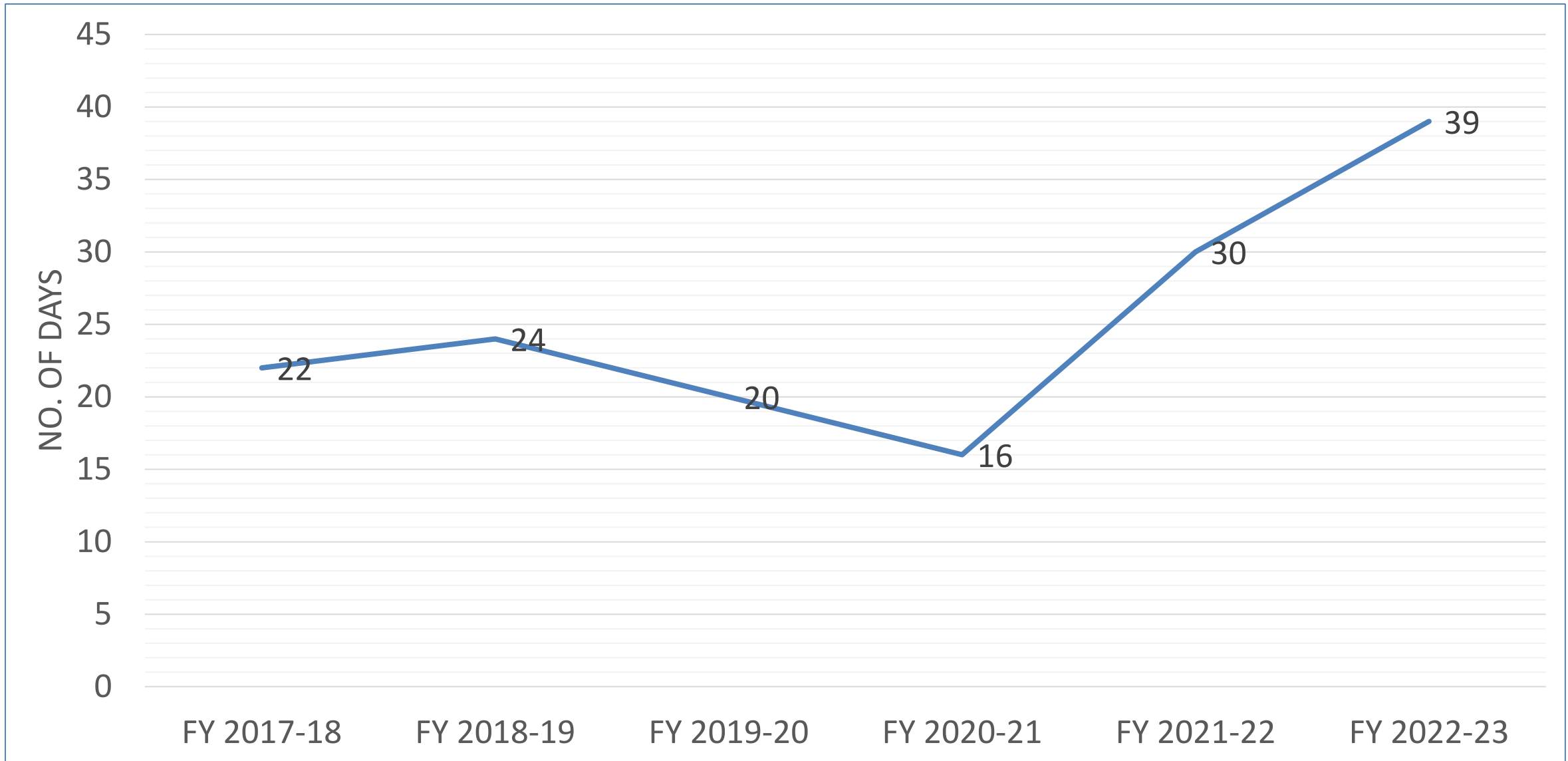


	2017-18	2018-19	2019-20	2020-21	2021-22	2022-23
Plastic Piping	2729	3173	3445	4099	5046	6037
Packaging Products	1022	1042	959	1035	1210	1319
Industrial Products	801	885	673	761	1024	1342
Consumer Products	352	399	383	354	405	445
Construction	24	81	26	-	-	-
Others	38	32	25	106	88	58

KEY SEGMENT PERFORMANCE



WORKING CAPITAL CYCLE



THE SUPREME GROUP



The Supreme Industries Ltd.:

- Engaged in processing of polymers and resins into finished plastic products
- 30.78 per cent stake in Supreme Petrochem Ltd.
- Supreme Industries Overseas (FZE) - A wholly owned subsidiary, in the United Arab Emirates.

Supreme Petrochem Ltd.:

- Manufactures Polystyrene, Expanded Polystyrene (normal and food grade), Extruded Polystyrene Foam, Speciality Polymers Compounds & Masterbatches, Styrene Methyl Methacralate(SMMA).

A CURTAIN RAISER– THE SUPREME INDUSTRIES LTD.



VISION STATEMENT

“TO GROW BUSINESS WITH DIGNITY & RESPECT”

PURPOSE

“TO ADD REAL VALUE TO SOCIETY”

CORE VALUES

- INTEGRITY
- CUSTOMER’S DELIGHT
- CONTINUOUS IMPROVEMENTS & INNOVATIONS
- UNCOMPROMISING QUALITY
- EMPOWERMENT TO INDIVIDUALS

MISSION STATEMENT

- To conduct business with ethical practices and WALK OUR TALK
- To offer consistent products Services with uncompromising quality supported by continuous improvements and Innovations, thereby exceeding Customer Expectations
- To ensure the culture of utmost respect and empowerment to individuals and be catalyst in enhancing their competencies

THE SUPREME INDUSTRIES LTD. AT A GLANCE



Industry

Plastics and related products

Business Highlights

- One of the largest plastic processor in India, with a sale of above 5 lakh MT annually
- Presence in the Indian plastic industry for over 56 years under present management
- Diversified revenue model with a large product portfolio across 4 verticals.
- 28 plants situated across India with an asset base of over Rs. 4000 crores.
- Bank Loan Rating : CRISIL AA+/Stable
Short Term Debt Programme Rating : CRISIL A1 plus
- Market Capitalisation

Year	31- Mar-17	31- Mar-19	31- Mar-20	31- Mar-21	31- Mar-22	31- Mar-23
Rs. in Cr.	13879.59	14193.35	11025.93	25947.78	25954.77	31904.77
US\$ in Million	2138.28	2052.40	1457.20	3549.14	3424.45	3882.77

THE SUPREME INDUSTRIES LTD. AT A GLANCE



USP

- Manufacturing facilities spread across the country.
- Diversified product portfolio with established Brand Equity
- Significant Market Share in each of the verticals
- Strong Cash Flows to fund expansion plans
- Pan India Distribution Network and Reach
- Consistent increase in revenues from speciality and value added products
- Cost efficient raw material procurement capability
- User of diverse plastics materials
- Invulnerable from import substitutes.
- Optimisation of value - Buy Back of shares
 - Higher ROCE
 - Liberal dividend payout

SHAREHOLDING PATTERN

Shareholders	Nos.	Holding % as on 31 st Mar, 2023	
Promoters	17		48.85%
Institutional	296		33.77%
- FIIs/ Foreign Portfolio Investors	215	18.10%	
- FIs / Mutual Funds	81	15.67%	
Bodies Corporate	522		1.25%
Individual & Others	81140		16.13%
Total	81975		100.00 %

Board of Directors

B L Taparia, Chairman

M P Taparia, Managing Director

S J Taparia, Executive Director

V K Taparia, Executive Director

R Kannan

Rajeev M Pandia

Sarthak Behuria

Ms. Ameeta Parpia

Pulak Prasad (w.e.f. 28th April'23)

Vipul Shah (w.e.f. 28th April'23)

Management Team

- A K Tripathi, Exe. Vice President (Plastic Piping System)
- V L Malu, Exe. Vice President (Industrial Components)
- P C Somani, Chief Financial Officer
- Saurov Ghosh - Chief human resources officer
- A K Ghosh, Exe. Vice President (Protective Packaging)
- S K Patnaik , COO (Protective Packaging Products)
- Pradeep Kamat, Vice President (Composite Cylinders)
- Sanjeev Jain , Vice President (Furniture)
- Siddharth Roongta, Vice President (Cross Laminated Films)
- R J Saboo , Vice President (Corporate Affairs) & Company Secretary
- Parag Prabhu, Vice President (Finance)
- Vivek Taparia, Vice President (Flexible Pkg. Film)
- Sanjay Mishra, Associate Vice President (MHD)

BUSINESS VERTICALS

Plastic Piping Division



Consumer Products



Packaging Products

- Specialty Films
- Protective Packaging Products
- Cross Laminated Film Products



Industrial Products

- Industrial Component
- Material Handling Division
- Composite LPG Cylinders



PRODUCT PORTFOLIO GLIMPSE

Plastic Piping System



Plumbing



Water Tanks



Bath Fittings



Fire Protection



Rainwater Harvesting



Drainage



Waste Treatment & Sanitation



Agriculture



Borewell




Sewage Treatment Plants

PRODUCT PORTFOLIO GLIMPSE





Protective Packaging Products





Consumer Application Products



Moulded Furniture



Material Handling Products




PRODUCT PORTFOLIO GLIMPSE

Multi-layer Cross Laminated Films



Agriculture / Horticulture



Pond Lining



Packaging for Transport



Silpoly Liner



Export Marketing




Civil Engineering & Construction

Performance Packaging Films



LIDDING FILMS



LAMINATION & LAMINATED FILMS



VACUUM BAGS & FILMS



THERMOFORMING FILMS

Industrial Moulded Products



Composite Cylinder



SUPREME PRESENCE IN INDIA

Haryana

- Gurgaon

Punjab

- Derabassi •Sarsini

Rajasthan

- Ghiloth •Jaipur-Depot I •Jaipur
- Jaipur-Depot II

Gujarat

- Halol-Unit I •Sarkhej •Ahmedabad
- Halol-Unit II
- Halol-Unit III
- Halol-Unit IV

Madhya Pradesh

- Malanpur-Unit I •Indore •Indore
- Malanpur-Unit I •Jabalpur •Jabalpur
- Malanpur-Unit III •Malanpur

Silvassa (Union Territory)

- Silvassa

Maharashtra

- Gadegaon •Bhiwandi •Mumbai •Urse
- Urse •Gadegaon •Pune •Waluj
- Jalgaon-Unit I •Urse-Depot I
- Jalgaon-Unit II •Urse-Depot II
- Kanhe •Nagpur
- Khopoli

Karnataka

- Hubli •Bangalore

Kerala

- Cochin

Uttarakhand

- Rudrapur •Rudrapur

Uttar Pradesh

- Noida •Kanpur-Depot I •Kanpur
- Kanpur •Kanpur-Depot II •Noida

Bihar

- Patna Depot •Patna

Assam

- Guwahati-Unit I •Guwahati-Depot I •Guwahati
- Guwahati-Unit II •Guwahati-Depot II

Jharkhand

- Ranchi •Ranchi

West Bengal

- Durgapur •Durgapur •Kolkata
- Kharagpur •Kharagpur
- Kolkata

Chhattisgarh

- Raipur •Raipur

Odisha

- Cuttack •Bhubaneswar •Bhubaneswar
- Cuttack

Telangana

- Jadcherla •Jadcherla-Depot I •Hyderabad
- Jadcherla-Depot II

Andhra Pradesh

- Vijaywada •Vijaywada

Puducherry (Union Territory)

- Puducherry •Puducherry-Depot I •Puducherry
- Puducherry-Depot II

Tamilnadu

- Erode •Erode •Chennai •Chennai
- Hosur •Hosur
- Sriperumbudur

 **Manufacturing Units**

 **Depots**

 **Branch Offices**

 **Fabrication Units**


VIRTUAL TOUR OF PLANTS



Mega Project at Gadegaon spread over 132 acres



Kharagpur



Jalgaon



Erode



Cuttack

VIRTUAL TOUR OF PLANTS



Malanpur



Jadcherla



Halol



Hosur



Derabassi



Khopoli



Guwahati

VIRTUAL TOUR OF PLANTS



Durgapur



Pondicherry



Ghiloth



Kanpur




Talegaon




Chennai



Silvassa



Urse



Noida

TECHNICAL COLLABORATIONS



COMPANY

- Rasmussen Polymer Development, Switzerland
- Swiss XPLASTX Technology SRL, Romania
- Kautex GMBH
- Spears Mfg. Co. Los Angeles
- Calcamite Sanitary Services (PTY)

PRODUCT LINE

Cross-laminated Films

Cross Plastic Film

Composite LPG Cylinders

Fire Sprinkler Pipe System from CPVC

Septic Tanks

PARTICIPATION AT EXHIBITIONS

Plast India 2023



PARTICIPATION AT EXHIBITIONS

Supreme[®]
People who know plastics best



Big 5 exhibition, Dubai



Pack Expo 2022, USA



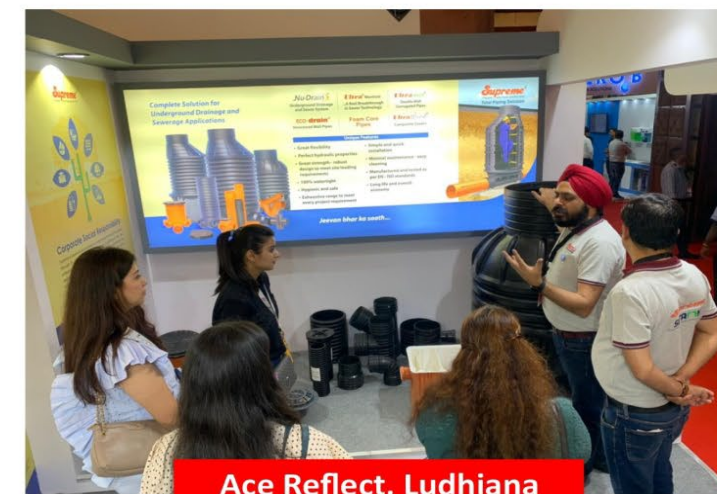
LPG Week 2022, New Delhi



Acetech, Hyderabad



India Warehousing Show 2022



Ace Reflect, Ludhiana

PLUMBING TRAINING CENTRE



Inauguration of An Advanced Plumbing Training Centre



Plumbing Workshops And Professional Training Program

SUSTAINABILITY

We are committed to sustainable use of plastic and constantly innovating to develop solutions. As a company, we take several measures to ensure that we walk the sustainability path. Few of our efforts are as follows

- ISO 14001 certification
- Lower carbon emission
- Renewable power usage
- Waste management
- CII certified green products
- Water and energy conservation



Solar Plants




Tree Plantation

SUSTAINABILITY FACTOIDS

RE : 14.09%
Grid : 85.08%
D.G : 0.83%

Solar Size : 28.04 MWp
Solar Power : 324.66 Lakhs
kWH

Wind Power : 120.01
lakhs kWH



100867 tCO₂ saved
from 2019-20
onwards

Recycling Rate : 92%

Sustainalytics Score : 22.7

AWARDS & ACCOLADES



THE INTANGIBLES – BEYOND NUMBERS

- Large and diverse production network - Saves on freight costs and time to market its products
- Portfolio of several Patented Products & Brands with focus on value added products.
- Fiscal benefits due to plants located in backward areas – savings to invest for better infrastructure
- Technical collaborations with international players, to supplement its production capabilities and cater to new application coupled with low cost Indian manufacturing base
- In-house design centre – enabling to launch innovative products
- High economies of scale and efficient centralised procurement of raw material
- Countrywide Distribution Network
- Play on INDIA's growth story – Agriculture, Infrastructure, Housing , Packaged Foods, Sports Goods, Potable Water Supply & Sanitation , Auto, Electronics, Horticulture, Floriculture etc. Most industries are the thrust areas of the Government discernible by the huge outlays earmarked for their development

ADDRESSING RISKS

- **Raw Material Costs / Availability Risk**

Supreme Industries' operating profitability is moderately susceptible to volatility in prices of its key raw materials—poly vinyl chloride resin, polyethylene, and polypropylene; the prices of these commodities are linked to movements in crude oil prices

- Widening its Sourcing base
- Monitoring external environment and evaluating alternate availability for uninterrupted supplies
- The company is taking initiatives to enhance the share of the high-margin speciality products in its portfolio
- Maintain cost competitiveness through
 - Continuously enhancing operational efficiencies
 - Leveraging on Economies of Scale
 - Effective Working Capital Management

- **Talent Management – Human Resources Risk**

Developing, retaining and recruiting key talent is key to achieve Company's growth plans and aspirations

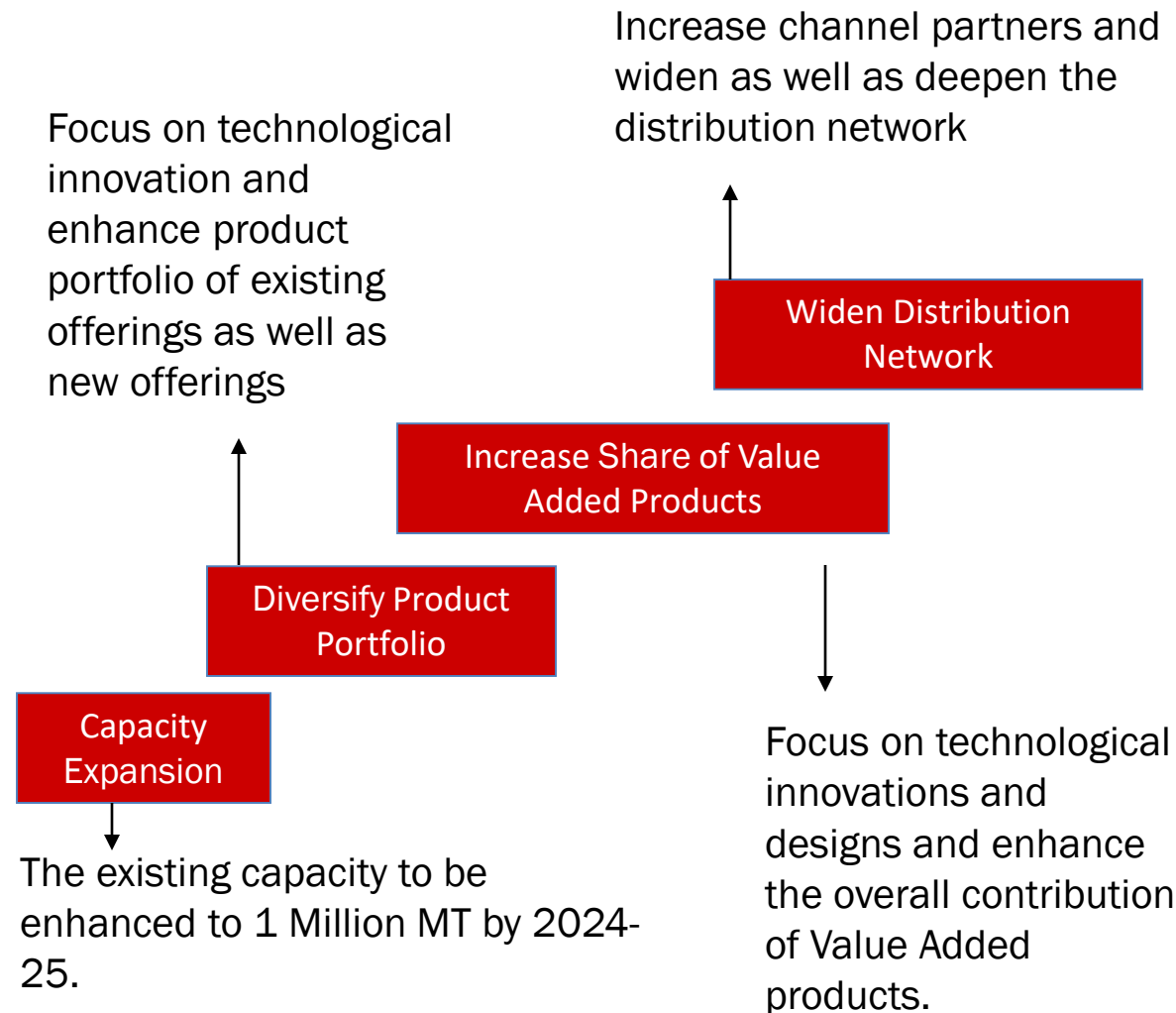
- On boarded senior managerial personnel – Chief Human Resource Officer to oversee all related activities
- Structured process for identifying critical roles & assessing potential talent
- Designing strategic **learning & development programs** to bridge current gaps and develop skills linked to future growth

- **Cyber Security Risk**

Digital attacks on systems, networks and programs capable of interrupting normal business processes are common threat to industry apart from leakages/misuse of confidential information

- Robust security mechanism in place and being upgraded on continuous basis
- Robust endpoint data protection EDR system in place
- Real time monitoring, high availability of network & Disaster Recovery is in place

THE WAY FORWARD



The Way Forward

- To remain Debt free
- To remain focused on Core business of Plastics and related products
- To remain on the path of Cost optimization

THE WAY FORWARD

➤ Product Segment Wise Expansion Plan

- Regular Capex at existing 28 plants
- Expected to add more new locations going forward
- Total capex envisaged of about Rs.750 crores during 2023-24

➤ Diversify Product Portfolio

- Increase range of Products within existing product lines
- Patented Cross Plastic Film Product
- Large Varieties of Pipe Fittings
- Fusion Furniture
- Protective Packaging Innovative Products
- Special varieties of Performance Packaging Film

- PEX Piping System
- Polyolefin Fittings by compression moulding and Electrofusion process

➤ To Widen Distribution Network

- Increase reach in existing locations and capture market share in untapped locations
- Strengthen and revamping channel partners and increase the distribution network, which at present is over 4,500 channel partners.

➤ To Increase Share of Value Added Products:

VA products are those where OPM > 17%

	2022-23			2021-22		
	Total Net Turnover	Share of Specialty Business	Specialty Business Turnover	Total Net Turnover	Share of Specialty Business	Specialty Business Turnover
Total	9142.89	36.41%	3328.87	7684.86	37.87%	2910.54

COMMITMENT TO SHAREHOLDERS

Last 6 years Dividend Payout History

March Year Ending	Total Dividend- Outgo Crores	As a % of Face Value	Per Share Amount Paid in Rs. on FV Rs.2 per share
2023	330.27	1300%	26.00
2022	304.87	1200%	24.00
2021	279.46	1100%	22.00
2020	214.39	700%	14.00
2019	199.08	650%	13.00
2018	183.69	600%	12.00

Regular Bonuses since Inception

Year	Ratio
2006	1:1
1992	1:1
1988	1:1
1986	4:5
1981	2:5
1978	3:5

Stock split in the ratio of 5-for-1 on October 19, 2010 as a record date.

- I. Over the years , Supreme has rewarded its shareholders with constant dividends year after year. Payout ratio between 35 to 50% of PAT.
- II. There is timely bonus given to shareholders to create wealth for them
- III. Efficient capital allocation – Buy back of shares in 2008-09 at average price of Rs.22 against present price of Rs. 2512 . Appreciation in value by about Rs. 2759 crores
- IV. Unlocking the wealth by developing Commercial Complex at Andheri (Mumbai)
- V. The Total Shareholder Return (TSR) for last 10 years is CAGR 22 % i.e. an amount of Rs. 100 invested in The Supreme Industries Limited Shares on 01 April' 2010 have increased 138 times as on 31st Mar'2023.

A RESPONSIBLE CORPORATE CITIZEN




- Company's CSR arm "Supreme Foundation" has initiated a project to provide teachers for educating the students in Govt. Schools in Bikaner & Ajmer division, Ladnun Tehsil in Nagaur District, Sujangarh Tehsil in Churu District and Govt. Sanskrit Colleges in entire state of Rajasthan.
- The Company in furtherance of the above objectives undertakes following social work activities
 - Supply of clean drinking water to the neighbouring villages of Gadegaon plant.
 - Provided sanitation facility for ladies at Gadegaon village & public convenience facilities at Jalgaon Town.
 - Provided sanitation facility at village Jaswantgarh in district Naguar at Rajasthan
 - Provided constructed houses & toilets to underprivileged in rural area of Rajathan
 - Company provided Mobile Health Centre with all basic medical amenities in tribal and remote area of Dhadgaon in Dist Nandurbar.
 - Provided healthcare facilities & oxygen plant, other medical equipment etc. for Covid & other treatment at local hospitals in Rajasthan
- **Monetary Contribution towards**
 - Medical & healthcare Facilities
 - Education
 - Upliftment of underprivileged
 - Green environment

The Company is also actively engaged and working on Public / Private partnership mode for extensive work in the field of SANITATION & DRINKING WATER SUPPLY .

A RESPONSIBLE CORPORATE CITIZEN

- ✓ Continue **Providing Teachers and Lecturers** In
 - Government Primary & secondary schools in Ajmer & Bikaner Division (Rajasthan) And Sanskrit colleges in Rajasthan
 - Government Primary & secondary schools in Ladnun Tehsil in Nagaur District & Sujangarh Tehsil in Churu District (Rajasthan)



- ✓ Managing **Mobile Computer Buses** to impart **learning** of Computer education, Maths & science / English in village areas



A RESPONSIBLE CORPORATE CITIZEN

- ✓ 86" digital board in govt. Secondary school Jeeli, Sujangarh



- ✓ Sweater Distribution to Students at various Schools at Rajasthan



A RESPONSIBLE CORPORATE CITIZEN

- ✓ MOU Signed with Education Department of Churu district (Rajasthan) for **Toilet Construction/ICT Lab/Digital Interactive Boards 2022-23**



राजकीय विद्यालयों में शिक्षा के साथ डिजिटल शिक्षा एवं संस्कृत शिक्षा के बारे में सकारात्मक चर्चा हुई

जसवंतगढ़। स्थानीय तापड़िया परिसर में प्रसिद्ध भामाशाह बजरंग लाल तापड़िया एवं महावीर प्रसाद के साथ जिला कलेक्टर को बैठक शाम को हुई जिसमें राजकीय विद्यालयों में शिक्षा के साथ डिजिटल शिक्षा एवं संस्कृत शिक्षा के बारे में सकारात्मक चर्चा हुई बैठक में जसवंतगढ़ में सुप्रीम फाउण्डेशन के मुख्य संस्थापक बजरंगलाल तापड़िया एवं महावीरप्रसाद तापड़िया के साथिभ्य में सिद्धार्थ सिहाग - जिला कलेक्टर व जिला मजिस्ट्रेट, जगवीर सिंह यादव तथा के सभी सात ब्लॉक के सीबीईओ ओमदत्त सारण- ब्लॉक, सुमन जाखड़- तारागणर ब्लॉक, अबलेश शर्मा, अशोक पारीक, भंवरलाल डूषी, संदीप



व्यास, कुलदीप व्यास उपस्थित रहे। उपरोक्त बैठक में भामाशाह बजरंगलाल तापड़िया व महावीर प्रसाद तापड़िया मुख्य ट्रस्टी सुप्रीम फाउण्डेशन के द्वारा चुरू जिले के सात ब्लॉक में राजकीय विद्यालयों में बालिका शौचालय, आईसीटी लैब को क्रियाशील बनाने तथा सुजाणगढ़ ब्लॉक के चयनित 67 राजकीय

विद्यालयों में डिजिटल इंटेक्टिव बोर्ड लगाने सहित सुजाणगढ़ को सभी क्रियाशील आईसीटी लैब हेतु कम्प्यूटर शिक्षक लगाने की सहमति पर सुप्रीम फाउण्डेशन, जसवंतगढ़ व शिक्षा विभाग चुरू के मध्य करार सिद्धार्थ सिहाग- जिला कलेक्टर व जिला मजिस्ट्रेट को उपस्थिति में किया गया। इस अवसर पर सुप्रीम

व्यास, कुलदीप व्यास उपस्थित रहे। उपरोक्त बैठक में भामाशाह बजरंगलाल तापड़िया व महावीर प्रसाद तापड़िया मुख्य ट्रस्टी सुप्रीम फाउण्डेशन के द्वारा चुरू जिले के सात ब्लॉक में राजकीय विद्यालयों में बालिका शौचालय, आईसीटी लैब को क्रियाशील बनाने तथा सुजाणगढ़ ब्लॉक के चयनित 67 राजकीय

- ✓ **Public Sanitation Facility at various Places**



Jalgaon (Maharashtra)



Jaswantgarh (Rajasthan)

A RESPONSIBLE CORPORATE CITIZEN

✓ **Construction work** at Various School's of Rajasthan



✓ **Tree Plantation** carried out by volunteer teachers in government schools under the umbrella of Supreme Foundation



DISCLAIMER

- This presentation and the accompanying slides (the “Presentation”), which have been prepared by Supreme Industries Limited (the “Company”), have been prepared solely for information purposes and do not constitute any offer, recommendation or invitation to purchase or subscribe for any securities, and shall not form the basis or be relied on in connection with any contract or binding commitment whatsoever. No offering of securities of the Company will be made except by means of a statutory offering document containing detailed information about the Company.
- This Presentation has been prepared by the Company based on information and data which the Company considers reliable, but the Company makes no representation or warranty, express or implied, whatsoever, and no reliance shall be placed on, the truth, accuracy, completeness, fairness and reasonableness of the contents of this Presentation. This Presentation may not be all inclusive and may not contain all of the information that you may consider material. Any liability in respect of the contents of, or any omission from, this Presentation is expressly excluded.
- Certain matters discussed in this Presentation may contain statements regarding the Company’s market opportunity and business prospects that are individually and collectively forward-looking statements. Such forward-looking statements are not guarantees of future performance and are subject to known and unknown risks, uncertainties and assumptions that are difficult to predict. These risks and uncertainties include, but are not limited to, the performance of the Indian economy and of the economies of various international markets, the performance of the industry in India and world-wide, competition, the company’s ability to successfully implement its strategy, the Company’s future levels of growth and expansion, technological implementation, changes and advancements, changes in revenue, income or cash flows, the Company’s market preferences and its exposure to market risks, as well as other risks. The Company’s actual results, levels of activity, performance or achievements could differ materially and adversely from results expressed in or implied by this Presentation. The Company assumes no obligation to update any forward-looking information contained in this Presentation. Any forward looking statements and projections made by third parties included in this Presentation are not adopted by the Company and the Company is not responsible for such third party statements and projections.
- The distribution of this document in certain jurisdictions may be restricted by law and persons into whose possession this presentation comes should inform themselves about and observe any such restrictions.

THANK YOU

Contact Details

Mr. R J Saboo

VP (Corporate Affairs) & Company Secretary

Tel: +91-22-62570029

Email: rj_saboo@supreme.co.in

Mr. P C Somani

Chief Financial Officer

Tel : +91-22-40430060

Email: pc_somani@supreme.co.in