



Dhampur Sugar Mills Limited

241, Okhla Industrial Estate, Phase- III

New Delhi – 110 020, India

Tel: +91-11-3065 9400, 4161 2456

Tele Fax +91-11-2693 5697

E - Mail : corporateoffice@dhampur.com

Website: www.dhampur.com

07.11.2020

To,

**Asst. Vice President
National Stock Exchange of India Ltd.
Exchange plaza,Bandra Kurla Complex
Bandra (E)
Mumbai - 400 051**

**Asst. General Manager
Dept of Corp. Services,
BSE Limited
P.J. Towers, Dalal Street, Fort,
Mumbai: 400001.**

Dear Sir,

Sub: Conference Call Invitation and Investor Presentation

This is to inform that the Company is organizing a conference call on Monday, the 9th Day of November, 2020 at 4.00 hrs IST, hosted by Phillip Capital to discuss the Company's 2QFY21 and 1HFY21 Financial Results, subsequent to its Board Meeting held on 6th November, 2020 . (Invite attached)

Also Please find attached Investor Presentation in compliance with Regulation 46 (2) (o) of SEBI (Listing Obligations and Disclosure Requirements) Regulations, 2015.

Kindly take the information on record.

**Thanking you,
Yours faithfully,
For Dhampur Sugar Mills Limited**

**Aparna Goel
Company Secretary
M.No: 22787**

CIN: L15249UP1933PLC000511

Regd. Offc: Dhampur, Distt. Bijnor, Pin Code : 246761 (U.P.)

Branch Office : 1/125, Vijay Khand, Gomti Nagar, Lucknow -226010 (U.P.), Tel : +91-522-239243

Sugar Units:1. Dhampur,2. Mansurpur,3. Asmoli, 4. Rajpura,5. Meerganj
Distillery: Asmoli & Dhampur

PhillipCapital (India) Private Limited cordially invites you to participate in

Dhampur Sugar Mills Limited

DSM IN

CIN: L15249UP1933PLC000511

2QFY21 & 1HFY21 Earnings Conference Call

Speakers

Mr. Gaurav Goel – *Managing Director*

Mr. Nalin K Gupta – *Chief Financial Officer*

Mr. Vineet Gupta – *Assistant Vice President
(Finance)*

Mr. Akshat Kapoor – *Assistant Vice President
(Finance)*

Call Leader

Vikram Suryavanshi (+9122 6246 4111)

**Monday – 9th November 2020 @ 4:00 PM IST
06:30 PM Singapore & HK; 10.30 AM UK**

Express Join with DiamondPass™ No Wait Time

<https://services.choruscall.in/DiamondPassRegistration/register?confirmationNumber=7871769&linkSecurityString=17554f0a43>


Dial-In-Numbers

Primary Number: +91 22 6280 1143 / 7115 8044

The numbers listed above are universally accessible from all networks and all countries.

Local Access Number: 7045671221 (Accessible from all major carriers except BSNL/MTNL.);

Toll Free Number: USA: 18667462133 / **UK:** 08081011573 / **Singapore:** 8001012045 / **Hong Kong:** 800964448



DHAMPUR SUGAR MILLS LIMITED

RESULTS PRESENTATION

Q2 FY 2020-21

Disclaimer

This presentation is strictly confidential and may not be copied, published, distributed or transmitted. The information in this presentation is being provided by Dhampur Sugar Mills Limited (also referred to as the 'Company'). By attending the meeting where this presentation is being made or by reading the presentation materials, you agree to be bound by following limitations:

The information in this presentation has been prepared for use in presentations by the Company for information purposes only and does not constitute, or should be regarded as, or form part of any offer, invitation, inducement or advertisement to sell or issue, or any solicitation or initiation of any offer to purchase or subscribe for, any securities of the Company in any jurisdiction, including the United States and India, nor shall it, or the fact of its distribution form the basis of, or be relied on in connection with, any investment decision or any contract or commitment to purchase or subscribe for any securities of the Company in any jurisdiction, including the United States and India. This presentation does not constitute a recommendation by the Company or any other party to sell or buy any securities of the Company.

This presentation and its contents are not and should not be construed as a prospectus or an offer document, including as defined under the Companies Act, 2013, to the extent notified and in force) or an offer document under the Securities and Exchange Board of India (Issue of Capital and Disclosure Requirements) Regulations, 2009 as amended.

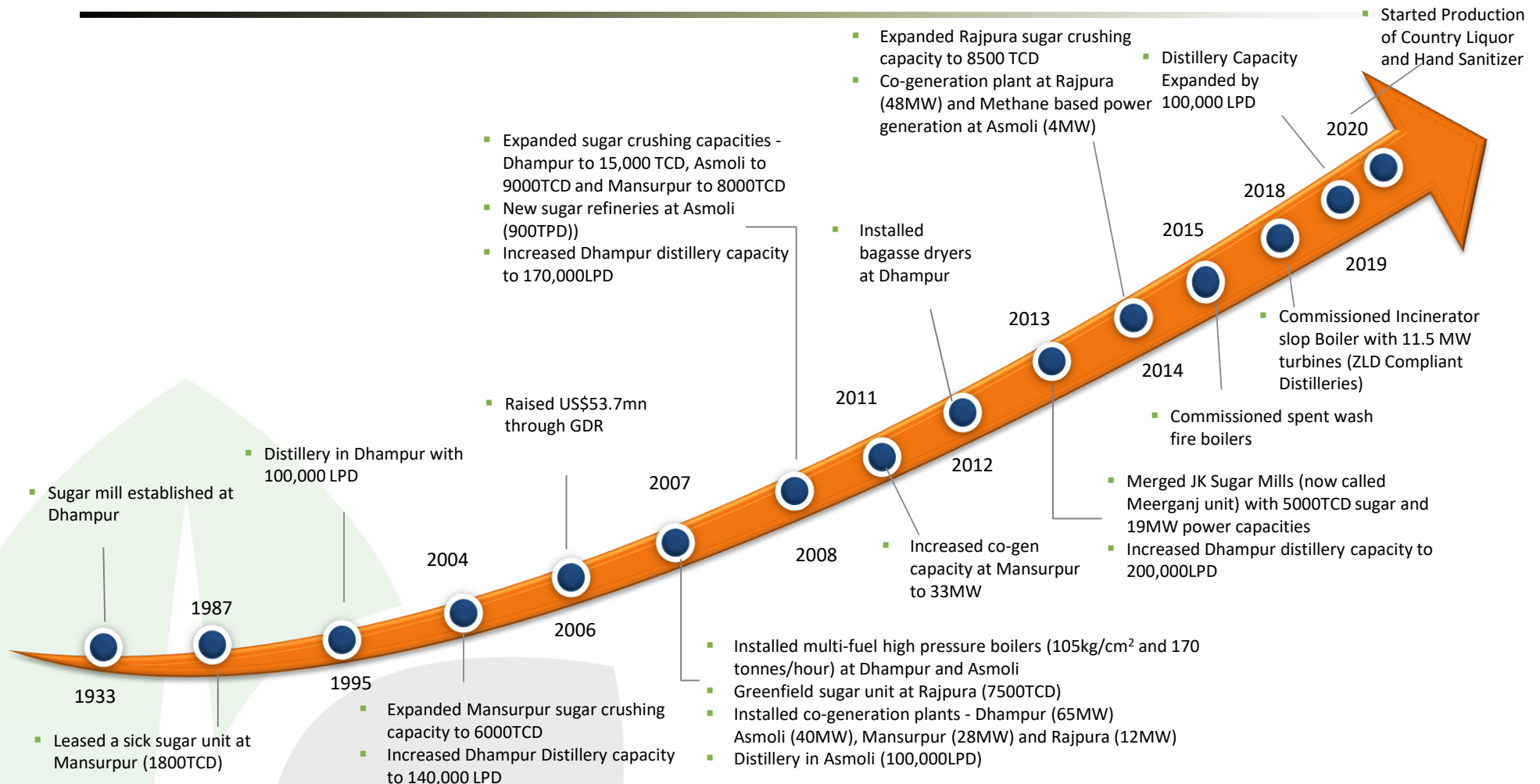
This presentation and its contents are strictly confidential to the recipient and should not be further distributed, re-transmitted, published or reproduced, in whole or in part, or disclosed by recipients directly or indirectly to any other person or press, for any purposes. In particular, this presentation is not for publication or distribution or release in any country where such distribution may lead to a breach of any law or regulatory requirement. No person is authorized to give any information or to make any representation not contained in or inconsistent with this presentation or and if given or made, such information or representation must not be relied upon as having been authorized by us. Receipt of this presentation constitutes an express agreement to be bound by such confidentiality and the other terms set out herein. Any failure to comply with this restriction may constitute a violation of applicable securities laws.

No representation or warranty, express or implied, is made as to, and no reliance should be placed on, the fairness, accuracy, completeness or correctness of the information or opinions contained in this presentation. Neither the Company nor any of its affiliates, advisors or representatives shall have any responsibility or liability whatsoever (for negligence or otherwise) for any loss howsoever arising from any use of this presentation or its contents or otherwise arising in connection with this presentation. The information set out herein may be subject to updating, completion, revision, verification and amendment and such information may change materially. This presentation is based on the economic, regulatory, market and other conditions as in effect on the date hereof. It should be understood that subsequent developments may affect the information contained in this presentation, which neither the Company nor its affiliates, advisors or representatives are under an obligation to update, revise or affirm.

This presentation contains forward-looking statements based on the currently held beliefs and assumptions of the management of the Company, which are expressed in good faith and, in their opinion, reasonable. Forward-looking statements involve known and unknown risks, uncertainties and other factors, which may cause the actual results, financial condition, performance, or achievements of the Company or industry results, to differ materially from the results, financial condition, performance or achievements expressed or implied by such forward-looking statements. Unless otherwise indicated, the information contained herein is preliminary and indicative and is based on management information, current plans and estimates. Industry and market-related information is obtained or derived from industry publications and other sources and has not been independently verified by us. Given these risks, uncertainties and other factors, recipients of this document are cautioned not to place undue reliance on these forward-looking statements. The Company disclaims any obligation to update these forward-looking statements to reflect future events or developments.

THIS PRESENTATION IS NOT AN OFFER FOR SALE OF SECURITIES IN INDIA OR ELSEWHERE.

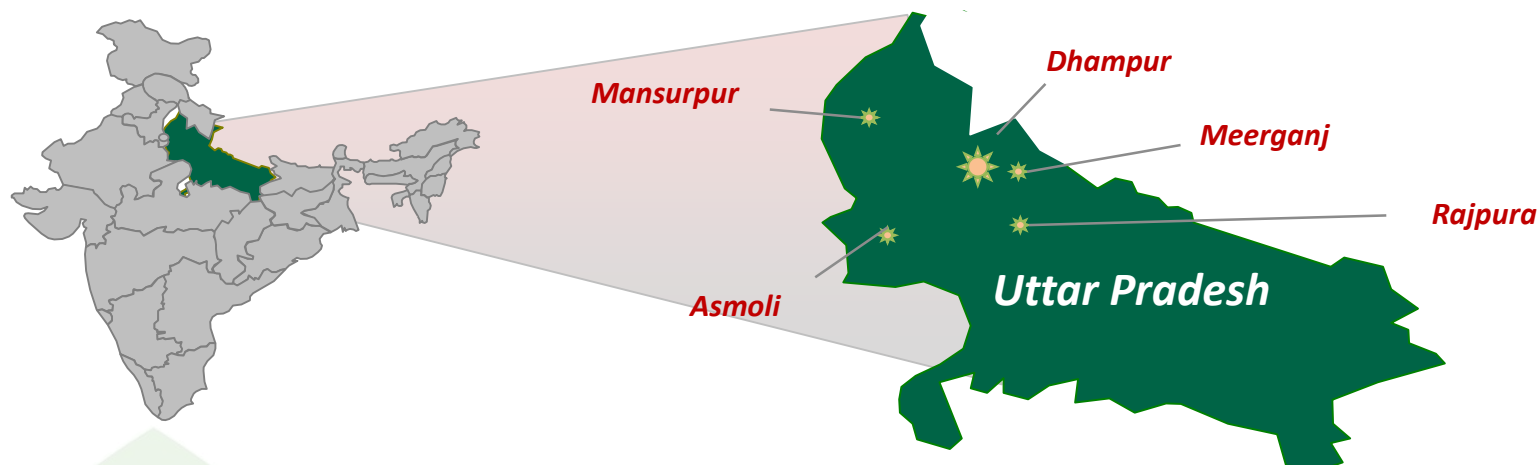
Key Milestones



Segment	2008	2011	2012	2013	2014	2015	2016	2017	2018	2019	2020
Sugar (TCD)	39,500	39,500	39,500	44,500	45,500	45,500	45,500	45,500	45,500	45,500	45,500
Power (MW)	145	150	150	169	209	209	209	209	220.5	220.5*	220.5*
Distillery (LPD)	270,000	270,000	270,000	300,000	300,000	300,000	300,000	300,000	300,000	400000	400000

* includes 11.5 MW as part of ZLD with Incineration Slop Boilers

Overview – Facilities



Capacity	Consolidated	Dhampur	Asmoli	Rajpura	Mansurpur	Meerganj
Sugar Crushing (TCD)	45,500	15,000	9,000	8,500	8,000	5,000
Sugar Refinery (TPD)	1,700		900		800	
Renewal Energy (MW)	220.5 (Surplus:~125 MW)	73	43.5	48	33	19
Distillery (LPD)	400,000	250,000 Incl. Country Liquor	150,000 Incl. Hand Sanitizer	Molasses supplied to Dhampur and Asmoli Distilleries		

Overview - Sector

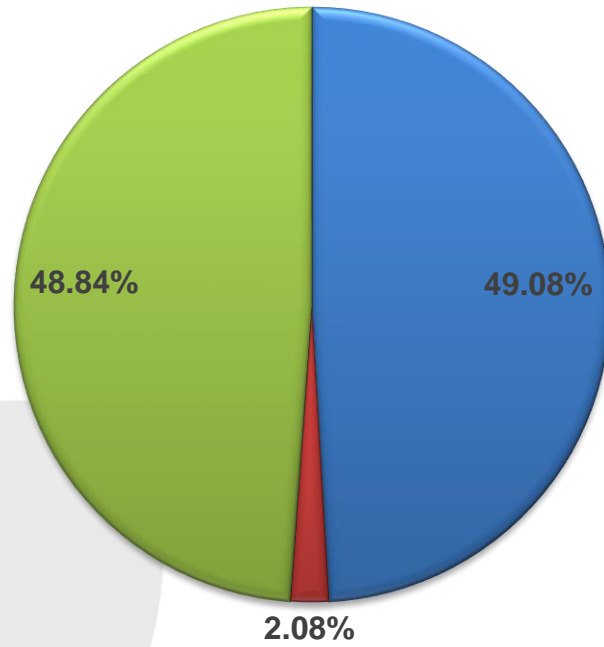
- *India's sugar production estimated for SS 2020-21 around 31-31.5 million tons.*
- *Consumption estimated around 26 million tons.*
- *Minimum Sale price of Sugar presently fixed at ₹31/Kg.*
- *Fair and Remunerative Price (FRP) for sugar season 2020-21 has been increased by ₹10/Qtl to ₹285 per quintal linked to a basic recovery rate of 10%; providing a premium of ₹2.85 per quintal for every 0.1% increase in recovery above that level.*
- *State Advised Price (SAP) for U.P. for Sugar Season 2020-21 is yet to be announced.*

Overview – Sector...

- *Domestic Sugar Prices hovering around ₹32.5/Kg.*
- *New Bio Fuel Policy allowing manufacturing of ethanol from B-heavy molasses as well as from direct sugar cane juice.*
- *Basic price of ethanol, derived out of C heavy molasses, increased by ₹1.94/litre to ₹45.69/litre (ex mill) for supply period from 1st December 2020 to 30th November 2021.*
- *Basic price of ethanol, derived out of B heavy molasses, increased by ₹3.34/litre to ₹57.61/litre (ex mill) for supply period from 1st December 2020 to 30th November 2021.*
- *Basic price of ethanol, derived out of sugar cane juice, increased by ₹3.17/litre to ₹62.65/litre (ex mill) for supply period from 1st December 2020 to 30th November 2021.*

Shareholding Pattern

Shareholding Pattern As on September 30, 2020



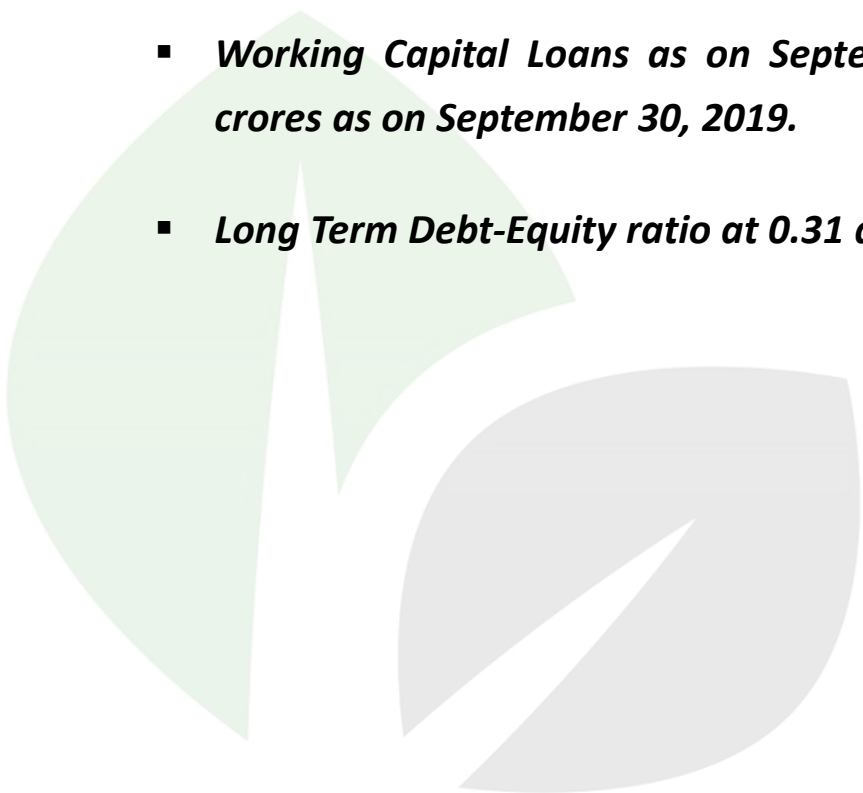
■ Promoter ■ Institutions ■ Public

Financial Performance

- The Revenue from operations of the company increased to ₹955.8 crores in Q2 FY21 as against ₹693.3 crores during Q2 FY20.
- PBT increased to ₹37.1 crores in Q2 FY21 as against ₹5.6 Crores during Q2 FY20.
- PAT increased to ₹28.2 crores in Q2 FY21 as against ₹2.1 crores during Q2 FY20.
- EPS increased to ₹4.23/share for Q2 FY21 as against ₹0.44/share for Q2 FY20.
- Q2 FY21 v/s Q2 FY20

Particulars (₹ crore)	Q2 FY21	Q2 FY20	6M FY21	6M FY20
Revenues	955.8	693.3	2054.6	1617.8
EBIDTA	74.2	44.6	192.0	176.1
Depreciation	16.1	18.2	35.9	35.9
EBIT	58.1	26.4	156.1	140.1
Interest	21.1	20.9	47.1	54.7
PAT	28.2	2.1	82.9	60.5
EPS (₹/Share)	4.23	0.44	12.5	9.25

Balance Sheet getting Stronger

- ***Ratings of the Company stands at A with Stable outlook as assigned by CARE.***
 - ***The Company repaid long term loans of ₹61.6 crores during Q2 FY21***
 - ***Long Term Loans stood at ₹451.1 crores including soft loan of ₹199.7 crores, SDF loan of ₹56.9 crores and loan of ₹39.8 Crores at concessional rate of interest as on September 30, 2020.***
 - ***Working Capital Loans as on September 30, 2020 stood at ₹393.8 crores, against ₹918.4 crores as on September 30, 2019.***
 - ***Long Term Debt-Equity ratio at 0.31 as on September 30, 2020.***
- 

Segmental Overview

Revenues (₹ crore)	Q2 FY21	Q2FY20	Q-on-Q Change(%)	6M FY21	6M FY20
Sugar	789.6	531.1	49%	1797.5	1313.7
Power	4.3	18.8	-77%	104.7	149.6
Distillery/Chemicals	213.2	148.5	44%	386.8	305.5

PBIT (₹ crore)	Q2 FY21	Q2 FY20	Q-on-Q Change(%)	6M FY21	6M FY20
Sugar	34.3	27.7	24%	69.5	49.3
Power	(4.8)	(5.4)	-11%	29.4	45.9
Distillery/Chemicals	39.8	15.7	154%	77.4	68.5

Sugar Segment

Financial

Operational

<i>Particulars</i>	Revenues (₹ cr)	Revenue Contribution %	PBIT (₹ cr)	Cane Crushed [#]	Sugar Production [#]	Sugar Sales [#]	Free Sugar Realizations (₹/kg)
Q2 FY21	789.6	76.4	34.3	-	-	2.17	33.25
Q2 FY20	531.1	70.3	27.7	-	-	1.51	33.12
6M FY21	1797.5	76.9	69.5	19.34	2.16	4.90	32.76
6M FY20	1313.7	70.0	49.3	12.82	1.49	3.78	32.51

Lac tons

- **Sugar Sale in Q2 FY21 - 2.17 lac tons.**
- **Sugar Inventory 1.98 lac tons valued at an average rate of ₹29.33/Kg as on September 30, 2020 as against 2.9 lac tons valued at ₹29.69/Kg as on September 30, 2019.**

Power Segment

Financial

Particulars	Revenues (₹ cr)	Revenue Contribution %	PBIT (₹ cr)
Q2 FY21	4.3	0.4	(4.8)
Q2 FY20	18.8	2.5	(5.4)
6M FY21	104.7	4.5	29.4
6M FY20	149.6	7.9	45.9

Operational

Power Generation [#]	Power Export to UPPCL [#]	Realizations (₹/unit)
1.63	0.00	0.00
1.41	0.07	4.97
18.84	7.28	3.14
16.61	8.21	5.22

[#] Crore units

Distillery/Chemical Segment

Financial				Operational			
Particulars	Revenues (₹ cr)	Revenue Contribution %	PBIT (₹ cr)	Chemicals (Lac KG)		RS/ Ethanol (Lac BL)	
				Production	Sales	Production	Sales
Q2 FY21	213.2	20.6	39.8	57.19	62.18	234.85	293.02
Q2 FY20	148.5	19.6	15.7	50.60	56.48	221.22	238.70
6M FY21	386.8	16.5	77.4	103.03	115.64	499.71	515.12
6M FY20	305.5	16.3	68.5	71.40	71.95	533.71	554.80

- *For Ethanol (B-Heavy and C-Heavy derived), average realizations stood at ₹50.47 per BL in Q2 FY21 as compared to ₹40.69 per BL in Q2 FY20.*
- *Sale of ethanol derived out of B-heavy molasses stood at 235.41 Lac BL in Q2 FY21.*
- *Sale of ethanol derived out of C-heavy molasses stood at 57.61 Lac BL in Q2 FY21 against 238.70 Lac BL in Q2 FY 20.*
- *Average realizations for Chemicals stood at ₹57.58/Kg in Q2 FY21 as compared to ₹54.74/kg in Q2 FY20*

Key Highlights

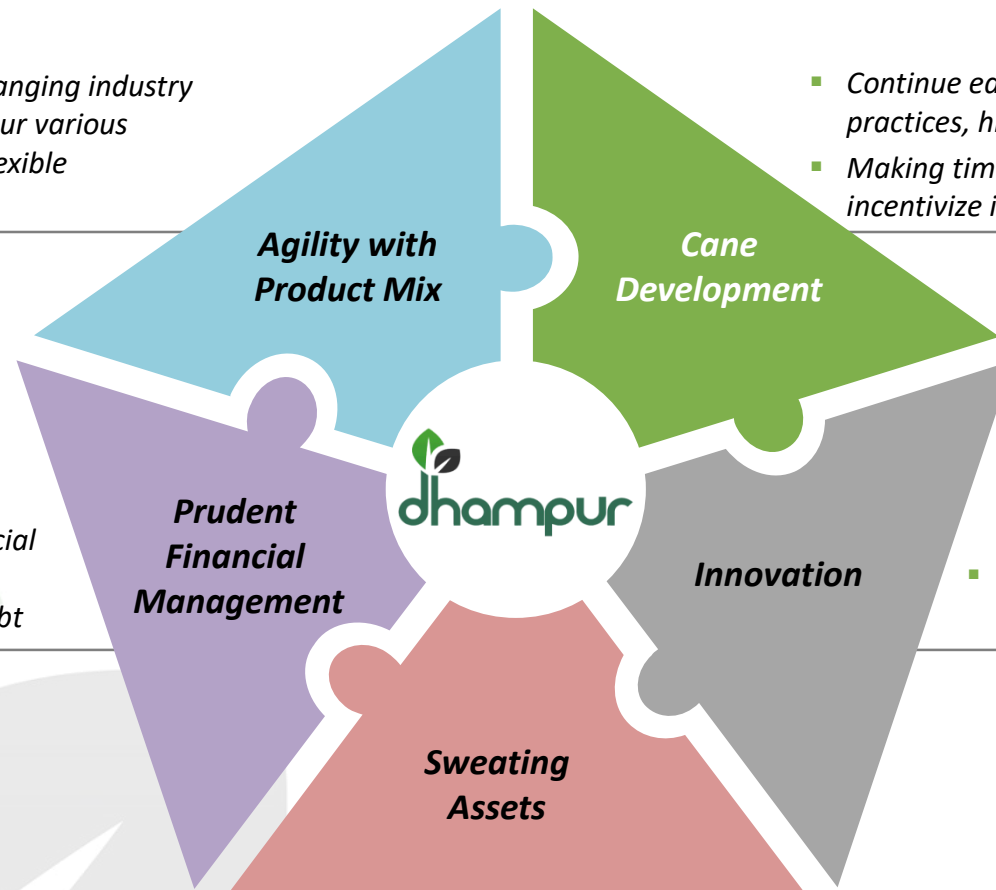


Future Business Strategy

We are currently one of the leading integrated sugar companies in India. We plan to increase our asset utilization while we keep improving on our best practices

- Be agile in our response to changing industry trends of demands/prices of our various products on the back of our flexible manufacturing processes

- Continue educating farmers on best farming practices, high-yield seeds, pesticides etc.
- Making timely payment to farmers to incentivize increase in area under sugarcane



- Reduce leverage through a combination of prudent financial management and prepayment/repayment of debt

- With focus on zero waste, continue product and process innovation

- Mid-term focus not on adding new capacities but on increasing existing capacity's utilization
- Capitalize on any future demand pickup by increasing production

dhampure

DIL MEIN MITHAAS





241 Okhla Industrial Estate Phase III, New Delhi – 110020. Tel: 91 - 11 – 30659400 Fax: 91 - 11 – 41612466
Email: corporateoffice@dhampur.com Website: www.dhampur.com