

Dated: 11.11.2020

To,

The Manager – Listing National Stock Exchange of India Ltd. Exchange Plaza, BandraKurla Complex Bandra East Mumbai – 400051 Symbol – SALASAR	The Secretary Corporate Relationship Dept. BSE Limited P.J.Tower, Dalal Street, Mumbai – 400001 Scrip Code: 540642
---	---

**Sub: - Investor Presentation**


Dear Sir/Madam

Please find attached herewith Investor Presentation of the Company w.r.t. Financial Results of the Company for Q2 and H1 FY21, for your record and further dissemination.

Kindly take the same on record.

Thanking You,

Yours Sincerely

For **Salasar Techno Engineering Limited**  
**Pramod Kumar Kala**  
(Chief Financial Officer)

CIN No.- L23201DL2001PLC174076



Unit 1- Khasra 265, 281-283, Parsaun-Dasna, Jindal Nagar, Distt. Hapur-201313  
Unit 2- Khasra 1184, 1185, Khera, Pilkhuwa, Tehsil Dhaulana, Distt. Hapur-245304  
Unit 3- Khasra 686/6 Khera, Pilkhuwa, Tehsil Dhaulana, Distt. Hapur-245304  
Office- KL-46, Kavi Nagar, Ghaziabad-201002  
Regd Office- E-20, South Extension 1, New Delhi-110049



+91 8938802180, 7351991000  
+91 120 6546670  
Fax: +91 11 45823834



towers@salasartechno.com  
marketing@salasartechno.com

[www.salasartechno.com](http://www.salasartechno.com)



**SALASAR**  
*Building a stronger future*

# Investor Presentation Q2 and H1FY21

# Disclaimer

This presentation and the accompanying slides (the “Presentation”), which have been prepared by Salasar Techno Engineering Limited (the “Company”), have been prepared solely for information purposes and do not constitute any offer, recommendation or invitation to purchase or subscribe for any securities, and shall not form the basis or be relied on in connection with any contract or binding commitment whatsoever. No offering of securities of the Company will be made except by means of a statutory offering document containing detailed information about the Company.

This Presentation has been prepared by the Company based on information and data which the Company considers reliable, but the Company makes no representation or warranty, express or implied, whatsoever, and no reliance shall be placed on, the truth, accuracy, completeness, fairness and reasonableness of the contents of this Presentation. This Presentation may not be all inclusive and may not contain all of the information that you may consider material. Any liability in respect of the contents of, or any omission from, this Presentation is expressly excluded.

Certain matters discussed in this Presentation may contain statements regarding the Company’s market opportunity and business prospects that are individually and collectively forward-looking statements. Such forward-looking statements are not guarantees of future performance and are subject to known and unknown risks, uncertainties and assumptions that are difficult to predict. These risks and uncertainties include, but are not limited to, the performance of the Indian economy and of the economies of various international markets, the performance of the industry in India and world-wide, competition, the company’s ability to successfully implement its strategy, the Company’s future levels of growth and expansion, technological implementation, changes and advancements, changes in revenue, income or cash flows, the Company’s market preferences and its exposure to market risks, as well as other risks. The Company’s actual results, levels of activity, performance or achievements could differ materially and adversely from results expressed in or implied by this Presentation. The Company assumes no obligation to update any forward-looking information contained in this Presentation. Any forward-looking statements and projections made by third parties included in this Presentation are not adopted by the Company and the Company is not responsible for such third party statements and projections.

# Contents

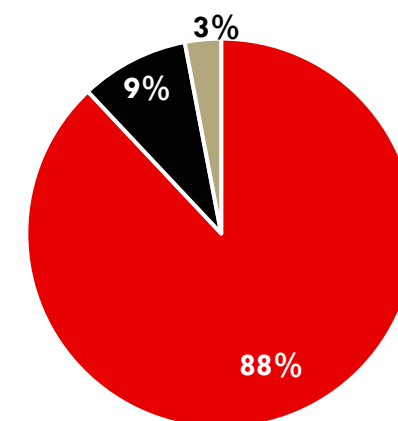
- 01** | Q2/H1FY21 Highlights
- 02** | Company Overview
- 03** | Industry Opportunities
- 04** | Growth Strategy
- 05** | Historical Financial Performance

# Q2/H1FY21 Highlights

# Q2/H1FY21 consolidated P&L statement

Particulars (INR Cr)	Q2FY21	Q2FY20	H2FY21	H2FY20
<b>Net Sales</b>	<b>147.6</b>	<b>153.1</b>	<b>210.7</b>	<b>316.7</b>
Cost of Goods Sold	119.2	122.0	169.0	253.7
Employee Cost	7.5	7.7	12.9	14.9
Other Indirect Expenses	5.8	7.5	9.0	15.4
Total Expenditure	132.5	137.2	190.9	284.0
<b>EBITDA</b>	<b>15.0</b>	<b>15.9</b>	<b>19.8</b>	<b>32.6</b>
<b>EBITDA Margin%</b>	<b>10.2%</b>	<b>10.4%</b>	<b>9.4%</b>	<b>10.3%</b>
Other Income	1.2	0.2	1.8	0.4
Interest	4.2	5.7	7.8	10.3
Depreciation	1.4	1.2	2.7	2.4
<b>Profit Before Tax</b>	<b>10.6</b>	<b>9.2</b>	<b>11.1</b>	<b>20.3</b>
Provision for Tax	2.4	-0.2	2.7	3.9
<b>Profit After Tax</b>	<b>8.2</b>	<b>9.3</b>	<b>8.4</b>	<b>16.5</b>
<b>PAT Margin%</b>	<b>5.5%</b>	<b>6.1%</b>	<b>4.0%</b>	<b>5.2%</b>

- Manufacturing - Steel Structures and Others
- EPC - Power Transmission
- EPC - Railway Electrification



H1FY21 Revenue by Segments

# Consolidated Balance Sheet as on 30<sup>th</sup> Sept'20

(Rs Cr)	Sep-20	Mar-20
<b>EQUITY &amp; LIABILITY</b>		
Share Capital	13.3	13.3
Other Equity	205.2	193.8
<b>Shareholder's Funds</b>	<b>218.5</b>	<b>207.1</b>
<b>Non-Current Liabilities:</b>		
Secured Loans	4.1	5.3
Deferred Tax Assets / Liabilities	3.6	3.1
Other Long Term Liabilities	-	-
Long Term Provisions	2.5	2.3
<b>Total Non-Current Liabilities</b>	<b>10.2</b>	<b>10.7</b>
<b>Current Liabilities:</b>		
Trade Payables	19.9	21.4
Other Current Liabilities	60.1	54.2
Short Term Borrowings	158.2	159.6
Short Term Provisions	0.4	0.3
<b>Total Current Liabilities</b>	<b>238.6</b>	<b>235.6</b>
<b>Total Liabilities</b>	<b>467.3</b>	<b>453.5</b>

(Rs Cr)	Sep-20	Mar-20
<b>ASSETS</b>		
<b>Non-Current Assets:</b>		
Net Block	92.7	91.1
Capital Work in Progress	1.3	0.3
Other Non Current Assets	12.3	14.2
<b>Total Non-Current Assets</b>	<b>106.3</b>	<b>105.6</b>
<b>Current Assets:</b>		
Inventories	92.8	93.5
Sundry Debtors	221.8	214.1
Cash and Bank	11.1	10.6
Other Financial Assets	16.2	11.8
Other Current Assets	18.3	16.3
Current Tax assets (Net)	0.8	1.6
<b>Total Current Assets</b>	<b>361.0</b>	<b>347.9</b>
Net Current Assets (Including Current Investments)	122.4	112.3
Net Current Assets (Excluding Current Investments)	119.7	110.8
<b>Total Assets</b>	<b>467.3</b>	<b>453.5</b>

# Recent Developments

**1** Secured 6 tenders from Prasar Bharti

- **Scope:** Design, Supply, Erection, Testing and commissioning of 100M self-supporting lattice steel tower
- **Value:** Rs 13.45 cr

**2** Received 2<sup>nd</sup> order under 2-year supply agreement with American Tower Corporation (ATC) for supply of towers in 5 African countries - South Africa, Kenya, Uganda, Nigeria and Ghana in Q1

- **Scope:** Supply telecom towers to Burkina Faso and Nigeria
- **Value:** USD 1 Mn

**3** Secured order from AVAADA Clean Project Private Limited

- **Scope:** Supply of Solar Module Mounting Structure for their 300MW Plant at Bikaner Rajasthan
- **Value:** Rs 7.40 cr

**4** Won EPC order for Railway Electrification at Pratapgarh & Janghai Stations of Lucknow Division

- **Scope:** Design, Supply, Erection, Testing and Commissioning of 25 KV AC Single phase OHE in connection with yard remodeling
- **Value:** Rs 10.56 cr

**5** Secured order from Western Railway, Vadodara

- **Scope:** Design, supply, erection, testing and commissioning of 25 KV AC OHE between Dabhoi Badoli Section
- **Value:** Rs 16.7 cr






**6** Secured order from Northern Railway, New Delhi

- **Scope:** Design, supply, erection, testing and commissioning of 25KV AC single phase OHE in connection with Raibareli yard remodelling
- **Value:** Rs 6.54 cr



# Company Overview

# Diversified product portfolio

 <p><b>01</b></p>	<p><b>Transmission Line Towers</b></p> <p>Manufacturing and deployment of transmission towers for EPC business, Turnkey Projects, supplying structures to other EPC contractors</p>	 <p><b>03</b></p>	<p><b>Solar Structures</b></p> <p>Manufacturing, fabrication and deployment of solar module mounting structures</p>	 <p><b>05</b></p>
<p><b>Telecom Towers</b></p> <p>Production of towers and monopoles that are designed as per time-tested Ramboll designs, in-house IIT certified designs, or tailored as per customer design</p>	 <p><b>02</b></p>	<p><b>Railway Electrification</b></p> <p>Design, supply, erection, testing &amp; commissioning of railway electrification including normal height OHE, High Rise OHE &amp; TSS Works</p>	 <p><b>04</b></p>	<p><b>Utility Poles</b></p> <p>Production of custom-made poles of the highest quality equipped with technologies like LED lights, CCTV cameras, pollution sensors, Wi-Fi routers</p>

# 45K

**Telecom Towers**

# 475KM

**Power Transmission lines**

# 217TKM\*

**Railway Track electrification**

\* Track Kilometres

# Technology driven facilities

## 3 State-of-art Steel Structure Manufacturing and Galvanising Facilities

1

**Location:** District Hapur (UP)  
Unit-I, Jindal Nagar  
Unit-II, Khera, Pilkhuwa  
Unit-III, Khera, Pilkhuwa

2

**Raw Materials:**  
Steel Shape and Section  
Zinc (for Galvanising)  
Nuts and Bolts

3

**Total Area:**  
1,30,000 Square yards  
**Installed Capacity:**  
1,00,000 MT of Steel  
Galvanizing

4

**Machinery:**  
CNC Machines  
Industrial Machinery  
Hydra & Cranes



# Technical Tie-up with Ramboll, Denmark

To manufacture lighter and lower costing tower structures and high mast poles. Their designs reduce the cost by 20% compared to conventional angular towers.

**RAMBOLL**

Ramboll Telecom is a world leader in designing telecom and high mast Poles. With the experience of designing towers for last sixty years, their designs are time-tested and proven for performance



# Experienced management team

**Mr. Alok Kumar** *B.Sc from Punjab University, Chandigarh*

With experience spanning over 4 decades in trading, manufacturing and fabrication of iron & steel, Mr. Kumar is behind the group's spirit and commitment to deliver products and services of uncompromising quality and integrity

**Mr. Shashank Agarwal** *B.E. (Mech.) from MIT, Manipal*

With 25+ years of experience, Mr. Agarwal is a first generation entrepreneur who has been instrumental in building Salasar into one of the leading players in the sector. He is involved in all aspects of business and has been the driving force in creating the brand and image of Salasar



## Board of Directors:

- 1** **Shalabh Agarwal**  
*Director*
- 2** **Tripti Gupta**  
*Director*
- 3** **Anil Kumar Jain**  
*Non-Executive and Independent Director*

- 4** **Amit Jain**  
*Non-Executive and Independent Director*
- 5** **Sanjay Chandak**  
*Non-Executive and Independent Director*
- 6** **Vijay Kr jain**  
*Non-Executive and Independent Director*

## Key Management:

- 1** **Pramod Kumar Kala**  
*Chief Finance Officer*

# Strong client base



- 1 Approved vendor for Power Grid Corporation Ltd.
- 2 Qualified to bid for Rural Electrification projects
- 3 Qualified by CORE (Central Organization for Railway Track Electrification)

# Industry Opportunities

# Industry opportunity - Telecom

## Mobile and Internet penetration

- The proportion of unique mobile subscribers to the total population is expected to reach around 63% in 2025 from 58% in July 2018
- With the increase in the mobile phone penetration and reducing data costs in India, it is expected that the current internet user base that stands at 687 Mn might get doubled in the next 5 years

## 5G Rollout Plans & 4G Penetration

- Increase in the 4G penetration to provide 4G access to ~80%\* of India's mobile subscriber base by 2024
- 5G rollout likely to attract ~USD 30 Bn<sup>^</sup> in collective capital expenditures over a period of next 5 years by the top three telecom operators in India
- With the positive outlook of the telecom sector it would be lucrative to move beyond traditional telecom business to wider digital consumer space like content and mobile banking solutions



**Increased Demand  
for Telecom Tower  
Infrastructure pan  
India**

## Government Initiatives that will provide a boost to the Telecom Infrastructure Segment

- The Government of India planned to roll out a new National Telecom Policy 2018 in lieu of rapid technological advancement in the sector over the past few years. The policy intends to attract investments worth USD 100 Bn in the sector by 2022
- The Department of Information Technology intends to set up over 1 Mn internet-enabled common service centers across India as per the National e-Governance Plan

\*Ericsson Mobility Report November 2018

<sup>^</sup>UBS Report



# Industry opportunity – Power & Railway

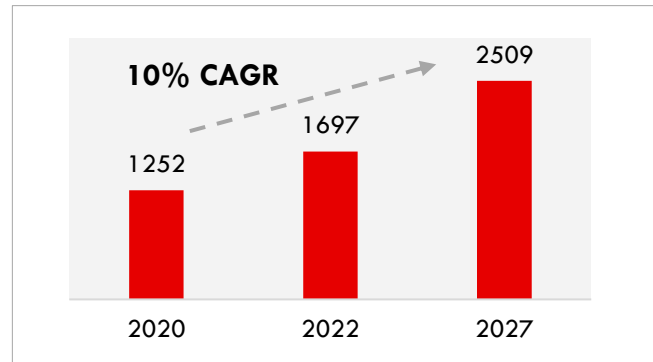
## Increased demand for power transmission infrastructure development

- Power consumption is estimated to reach up to 1,894.7 TW in 2022
- Increased demand for power transmission infrastructure development due to increasing inter regional power demand - supply gap

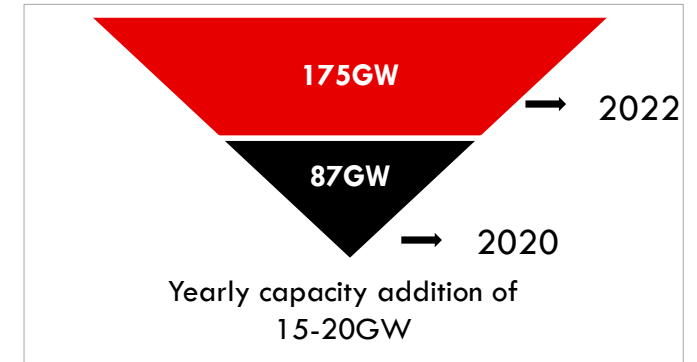
### Government Initiatives

- The Union Budget 2020-21 has allocated USD 2.27 Bn to the Ministry of Power
- Additional USD 786.95 Mn to Deen Dayal Upadhyay Gram Jyoti Yojana (DDUGJY) to provide power transmission infrastructure for rural electrification.

### Increasing Demand for Electricity



### Growth in Renewable Energy



## Railways Electrification orders are on a rapid growth; aiming to double their capacity

- The railways have set a 100% electrification target by the next four years
- The Government is going to come up with a 'National Rail Plan' to enable the country to integrate its rail network and develop a multi-modal transportation network. Current Railway capex for 2020-21 is INR 1.5 Lakh Cr. expected to grow at CAGR of 18% for the next 10 years
- Electrification of 6,000 Km route is targeted, with wiring of the entire broad gauge network now envisaged for completion by 2023-24

# Growth Strategy

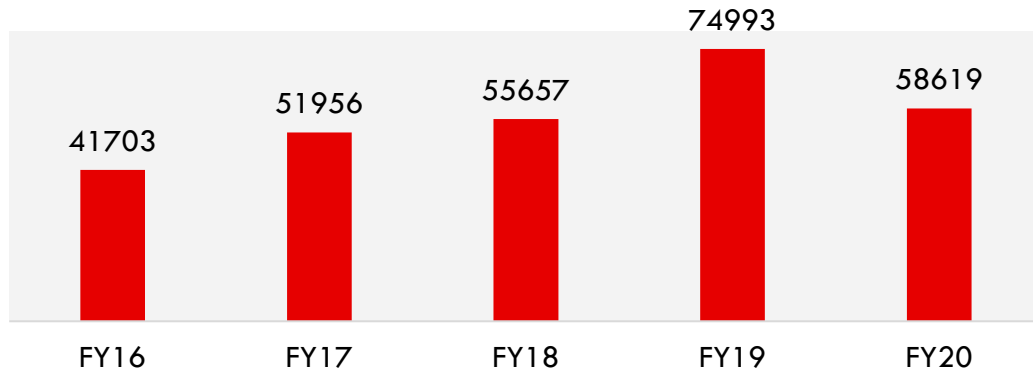
# Growth strategy

- 1** **New business manufacturing of structures for Road and Railway overbridges (ROBs)** of 1,000 MT per month at a Capex of ~Rs 20 Cr during FY21. The capex will be funded from the subscription amount of warrants issued and internal accruals. The manufacturing will start by the end of FY21 and is expected to generate revenue of ~Rs 100 Crore yearly from next year. The company is already in the process of ordering the machines and the construction/erection of shed and other covered areas for the new plant has already started
- 2** **Tapping industry opportunities** by expanding product portfolio and optimal utilization of existing capacity
- 3** **Expanding tower designs** and leveraging on their tie-ups with Ramboll to provide value to the clients
- 4** **Strong focus on the export market** to increase its share in the foreign market. Increasing market share domestically by targeting new customers and expanding relationships with the existing ones.
- 5** **Innovating and manufacturing differentiated products** like camouflaged towers, monopoles, etc. to provide for the evolving infrastructural needs of the society

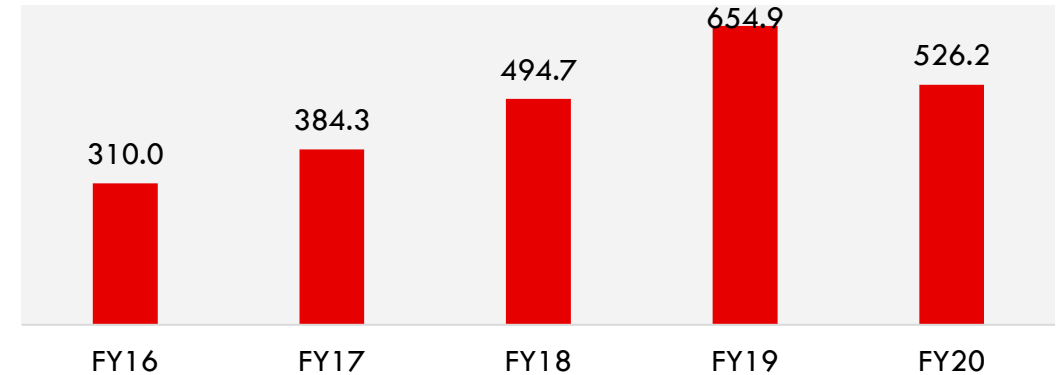
# Historical Financial Performance

# Key financial highlights

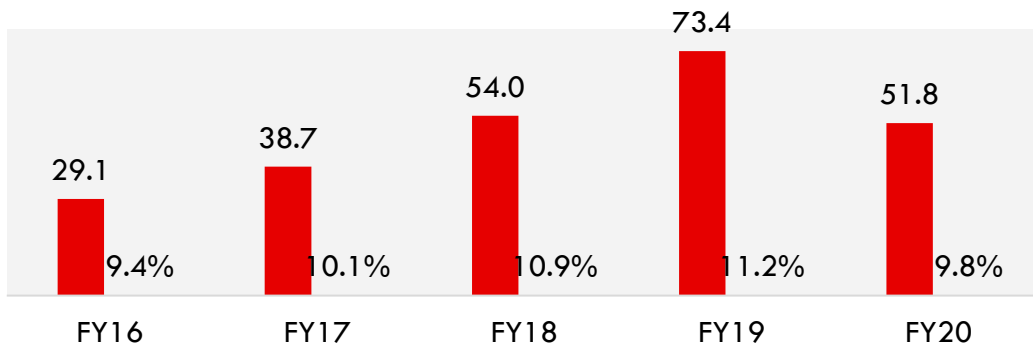
**Volumes (MT)**



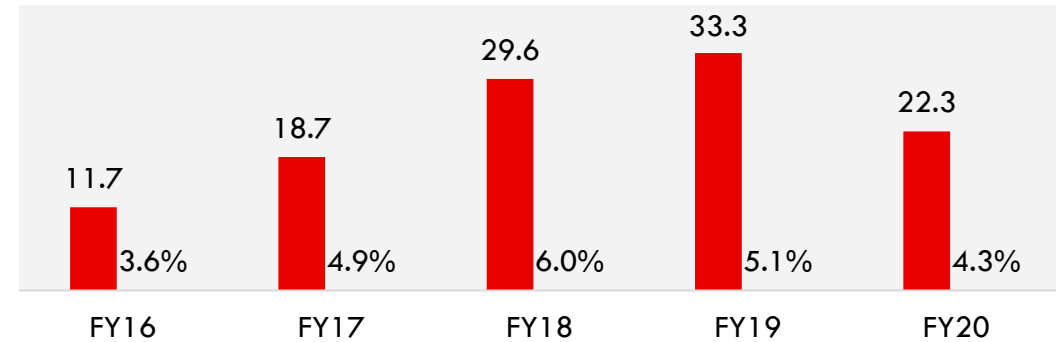
**Revenue (INR Cr)**



**EBITDA (INR Cr) and Margin (%)**



**PAT (INR Cr) and Margin (%)**



# Consolidated P&L Statement

Particulars (Rs Cr)	FY20	FY19	FY18
<b>Net Sales</b>	<b>526.2</b>	<b>654.9</b>	<b>494.7*</b>
Cost of Goods Sold	415.1	526.0	386.7
Employee Cost	31.0	28.0	22.9
Other Indirect Expenses	28.3	27.5	31.1
Total Expenditure	474.4	581.5	440.7
<b>EBITDA</b>	<b>51.8</b>	<b>73.4</b>	<b>54.0</b>
<b>EBITDA Margin%</b>	<b>9.8%</b>	<b>11.2%</b>	<b>10.9%</b>
Other Income	1.7	0.8	1.2
Interest	20.6	16.3	8.4
Depreciation	5.0	4.6	3.9
Profit Before Tax	27.9	53.3	43.2
Provision for Tax	5.6	20.0	13.6
<b>Profit After Tax</b>	<b>22.3</b>	<b>33.3</b>	<b>29.6</b>
<b>PAT Margin%</b>	<b>4.3%</b>	<b>5.1%</b>	<b>6.0%</b>

\*(excl. Excise duty)

# Thank You

## Salasar Techno Eng

Pramod Kala - CFO

[pramod.kala@salasartechno.com](mailto:pramod.kala@salasartechno.com)

[investor.relations@salasartechno.com](mailto:investor.relations@salasartechno.com)



## Pareto Capital (Investor Relations)

Pooja Dokania/ Sresth Jaiswal

[pooja.dokania@paretocapital.in](mailto:pooja.dokania@paretocapital.in)

[sresth.jaiswal@paretocapital.in](mailto:sresth.jaiswal@paretocapital.in)

